

## Rilevazione mensile tempi d'attesa prestazioni ambulatoriali critiche - giugno/2022

| Classi di priorità                           | P.O. Gaspare Rodolico |             | P.O. San Marco |             | Totali      |             |
|--|-----------------------|-------------|----------------|-------------|-------------|-------------|
|  | <b>P* &lt;120 gg.</b> | <b>647</b>  | <b>70 %</b>    | <b>336</b>  | <b>63 %</b> | <b>983</b>  |
| <i>P* &gt;120 gg.</i>                        | 277                   | 30 %        | 201            | 37 %        | 478         | 33 %        |
| <i>di cui (per decisione dell'assistito)</i> | 158                   | -17 %       | 90             | -17 %       | 248         | -17 %       |
| <b>P* &gt;120 gg. reali</b>                  | <b>119</b>            | <b>13 %</b> | <b>111</b>     | <b>21 %</b> | <b>230</b>  | <b>16 %</b> |
| <b>Tot. P*</b>                               | <b>924</b>            |             | <b>537</b>     |             | <b>1461</b> |             |
| <b>D* &lt;30 (e/o &lt;60 str.)</b>           | <b>624</b>            | <b>50 %</b> | <b>400</b>     | <b>41 %</b> | <b>1024</b> | <b>46 %</b> |
| <i>D* &gt;30 gg. (e/o &gt;60 gg. str.)</i>   | 631                   | 50 %        | 569            | 59 %        | 1200        | 54 %        |
| <i>di cui (per decisione dell'assistito)</i> | 236                   | -19 %       | 341            | -35 %       | 577         | -26 %       |
| <b>D* &gt;30 gg. (&gt;60 gg. str.) reali</b> | <b>395</b>            | <b>31 %</b> | <b>228</b>     | <b>24 %</b> | <b>623</b>  | <b>28 %</b> |
| <b>Tot. D*</b>                               | <b>1255</b>           |             | <b>969</b>     |             | <b>2224</b> |             |
| <b>B* &lt;10 gg.</b>                         | <b>249</b>            | <b>29 %</b> | <b>86</b>      | <b>17 %</b> | <b>335</b>  | <b>25 %</b> |
| <i>B* &gt;10 gg.</i>                         | 604                   | 71 %        | 417            | 83 %        | 1021        | 75 %        |
| <i>di cui (per decisione dell'assistito)</i> | 170                   | -20 %       | 145            | -29 %       | 315         | -23 %       |
| <b>B* &gt;10 gg. reali</b>                   | <b>434</b>            | <b>51 %</b> | <b>272</b>     | <b>54 %</b> | <b>706</b>  | <b>52 %</b> |
| <b>Tot. B*</b>                               | <b>853</b>            |             | <b>503</b>     |             | <b>1356</b> |             |
| <b>U* &lt;3 gg.</b>                          | <b>2</b>              | <b>17 %</b> | <b>1</b>       | <b>50 %</b> | <b>3</b>    | <b>21 %</b> |
| <i>U* &gt;3 gg.</i>                          | 10                    | 83 %        | 1              | 50 %        | 11          | 79 %        |
| <i>di cui (per decisione dell'assistito)</i> | 5                     | -42 %       | 0              |             | 5           | -36 %       |
| <b>U* &gt;3 gg. reali</b>                    | <b>5</b>              | <b>42 %</b> | <b>1</b>       | <b>50 %</b> | <b>6</b>    | <b>43 %</b> |
| <b>Tot. U*</b>                               | <b>12</b>             |             | <b>2</b>       |             | <b>14</b>   |             |
| <b>Totali</b>                                | <b>3044</b>           |             | <b>2011</b>    |             | <b>5055</b> |             |

**Classi di Priorità** (da erogare entro i giorni prestabiliti a decorrere dalla data di prenotazione)

**P\*** (Programmabile, 120 gg.)

**D\*** (Differibile, 30 gg. visita - 60 gg. strumentale)

**B\*** (Breve, 10 gg.)

**U\*** (Urgente, 3 gg.)

Il Responsabile Aziendale GLA  
Dott. Maurilio DANZI



## Governo liste d'attesa

### Rilevazione mensile tempi d'attesa prestazioni ambulatoriali critiche (non garantite)

| giugno/2022  | PROGRAMMABILI (P*)                 |                               |                               |                           | DIFFERIBILI (D*)                   |                               |                               |                           | BREVI (B*)                         |                               |                               |                           | UGENTI (U*)                        |                               |                               |                           | Senza<br>biffatura |
|--|------------------------------------|-------------------------------|-------------------------------|---------------------------|------------------------------------|-------------------------------|-------------------------------|---------------------------|------------------------------------|-------------------------------|-------------------------------|---------------------------|------------------------------------|-------------------------------|-------------------------------|---------------------------|--------------------|
| PRESTAZIONI AMBULATORIALI NON GARANTITE                          | Oltre i<br>termini<br>prestabiliti | Per<br>decisione<br>assistito | Non<br>garantite<br>effettive | Attesa<br>media in<br>gg. | Oltre i<br>termini<br>prestabiliti | Per<br>decisione<br>assistito | Non<br>garantite<br>effettive | Attesa<br>media in<br>gg. | Oltre i<br>termini<br>prestabiliti | Per<br>decisione<br>assistito | Non<br>garantite<br>effettive | Attesa<br>media in<br>gg. | Oltre i<br>termini<br>prestabiliti | Per<br>decisione<br>assistito | Non<br>garantite<br>effettive | Attesa<br>media in<br>gg. |                    |
| VISITA SPECIALISTICA CARDIOLOGICA (897CA)                        | 15                                 | 14                            | 1                             | 137                       | 39                                 | 14                            | 25                            | 125                       | 36                                 | 13                            | 23                            | 36                        |                                    |                               |                               |                           |                    |
| VISITA SPECIALISTICA CHIRURGIA VASCOLARE (897CV)                 | 13                                 |                               | 13                            | 148                       | 16                                 |                               | 16                            | 43                        | 22                                 |                               | 22                            | 56                        |                                    |                               |                               |                           | 1                  |
| VISITA SPECIALISTICA ENDOCRINOLOGICA (897EN)                     | 47                                 | 3                             | 44                            | 192                       | 75                                 | 2                             | 73                            | 168                       | 76                                 | 4                             | 72                            | 91                        |                                    |                               |                               |                           | 1                  |
| VISITA SPECIALISTICA NEUROLOGICA (8913)                          | 17                                 | 17                            |                               | 161                       | 49                                 | 22                            | 27                            | 100                       | 56                                 | 44                            | 12                            | 82                        |                                    |                               |                               |                           | 2                  |
| VISITA OCULISTICA / ES. COMPL. DELL'OCCHIO (9502)                | 123                                | 122                           | 1                             | 117                       | 336                                | 331                           | 5                             | 105                       | 123                                | 83                            | 40                            | 106                       |                                    |                               |                               |                           | 8                  |
| VISITA ORTOPEDICA (897OR)  |                                    |                               |                               | 24                        | 16                                 |                               | 16                            | 165                       | 18                                 |                               | 18                            | 155                       |                                    |                               |                               |                           |                    |
| VISITA SPECIALISTICA GINECOL, OSTETR. E ANDROL. (8926 - 8926A)   | 4                                  | 4                             |                               | 55                        | 28                                 | 26                            | 2                             | 57                        | 12                                 | 10                            | 2                             | 32                        |                                    |                               |                               |                           | 4                  |
| VISITA SPECIALISTICA OTORINOLARINGOIATRICA (897ORL)              |                                    |                               |                               | 56                        | 149                                | 44                            | 105                           | 49                        | 93                                 | 45                            | 48                            | 51                        |                                    |                               |                               |                           | 1                  |
| VISITA SPECIALISTICA UROLOGICA (897UR)                           | 2                                  | 2                             |                               | 40                        | 37                                 | 24                            | 13                            | 30                        | 51                                 | 2                             | 49                            | 29                        |                                    |                               |                               |                           | 5                  |
| VISITA SPECIALISTICA DERMATOLOGICA (897DE)                       |                                    |                               |                               | 8                         | 8                                  | 8                             |                               | 9                         | 33                                 | 33                            |                               | 6                         | 5                                  | 5                             |                               | 5                         | 8                  |
| VISITA SPECIALISTICA DI MEDICINA FISICA E RIABILITATIVA (897MFR) |                                    |                               |                               | 12                        | 1                                  | 1                             |                               | 6                         | 3                                  | 1                             | 2                             | 5                         |                                    |                               |                               |                           | 1                  |
| VISITA SPECIALISTICA GASTROENTEROLOGICA (897GA)                  | 28                                 | 5                             | 23                            | 144                       | 62                                 | 4                             | 58                            | 126                       | 67                                 | 6                             | 61                            | 55                        | 1                                  |                               | 1                             | 8                         |                    |
| VISITA SPECIALISTICA ONCOLOGICA (897ON)                          |                                    |                               |                               | 84                        | 12                                 |                               | 12                            | 70                        | 7                                  |                               | 7                             | 57                        | 5                                  |                               | 5                             | 12                        | 1                  |
| VISITA SPECIALISTICA PNEUMOLOGICA (897PN)                        | 28                                 |                               | 28                            | 335                       | 47                                 |                               | 47                            | 309                       | 38                                 |                               | 38                            | 216                       |                                    |                               |                               |                           |                    |
| MAMMOGRAFIA (87371 - 87372L - 87372R)                            |                                    |                               |                               | 16                        | 8                                  | 1                             | 7                             | 21                        | 9                                  | 4                             | 5                             | 9                         |                                    |                               |                               |                           | 8                  |
| TC DEL TORACE (8741 - 87411)                                     | 11                                 |                               | 11                            | 120                       | 2                                  | 2                             |                               | 14                        | 9                                  |                               | 9                             | 85                        |                                    |                               |                               |                           | 1                  |
| TC ADDOME (88011 - 88012 - 88013 - 88014 - 88015 - 88016)        | 2                                  |                               | 2                             | 132                       | 2                                  | 2                             |                               | 37                        | 12                                 |                               | 12                            | 33                        |                                    |                               |                               |                           |                    |
| TC CRANIO - ENCEFALO (8703A - 8703B - 87031A - 87031B)           | 5                                  |                               | 5                             | 133                       |                                    |                               |                               | 11                        | 9                                  |                               | 9                             | 70                        |                                    |                               |                               |                           | 2                  |
| RM CERVELLO E TRONCO ENCEFALICO (88911 - 88912)                  |                                    |                               |                               |                           |                                    |                               |                               |                           | 5                                  |                               | 5                             | 247                       |                                    |                               |                               |                           |                    |
| RM ADDOME INFERIORE E SCAVO PELVICO (88954 - 88955)              | 4                                  |                               | 4                             | 259                       | 7                                  | 1                             | 6                             | 244                       | 7                                  |                               | 7                             | 132                       |                                    |                               |                               |                           |                    |
| DIAGNOSTICA ECOGRAFICA DEL CAPO E DEL COLLO (88714)              | 19                                 | 8                             | 11                            | 99                        | 44                                 | 3                             | 41                            | 106                       | 14                                 | 11                            | 3                             | 18                        |                                    |                               |                               |                           | 1                  |
| ECO(COLOR)DOPPLER CARDIACA (88723)                               | 10                                 | 10                            |                               | 126                       | 32                                 | 11                            | 21                            | 125                       | 28                                 | 8                             | 20                            | 25                        |                                    |                               |                               |                           |                    |
| ECO(COLOR)DOPPLER DEI TRONCHI SOVRAAORTICI (88735)               | 30                                 |                               | 30                            | 179                       | 16                                 | 15                            | 1                             | 48                        | 29                                 | 4                             | 25                            | 53                        |                                    |                               |                               |                           | 2                  |
| ECOGRAFIA ADDOME (88741 - 88751 - 88761)                         | 35                                 | 21                            | 14                            | 111                       | 86                                 | 8                             | 78                            | 112                       | 61                                 | 15                            | 46                            | 16                        |                                    |                               |                               |                           | 4                  |
| ECOGRAFIA MAMMARIA (88731 - 88732R - 88732L)                     | 14                                 | 12                            | 2                             | 133                       | 19                                 | 4                             | 15                            | 149                       | 9                                  |                               | 9                             | 45                        |                                    |                               |                               |                           | 3                  |
| ECOGRAFIA GINECOLOGICA (88782)                                   |                                    |                               |                               | 16                        | 3                                  | 3                             |                               | 41                        | 2                                  |                               | 2                             | 14                        |                                    |                               |                               |                           |                    |
| ECO(COLOR)DOPPLERGRAFIA ARTI INF. E SUP. (88772I - 88772S)       | 40                                 |                               | 40                            | 185                       | 35                                 | 19                            | 16                            | 55                        | 48                                 | 1                             | 47                            | 65                        |                                    |                               |                               |                           | 3                  |
| COLONSCOPIA CON ENDOSCOPIO FLESSIBILE (4523 - 4524 - 4542)       |                                    |                               |                               |                           |                                    |                               |                               |                           | 60                                 | 11                            | 49                            | 116                       |                                    |                               |                               |                           |                    |
| ESOFAGOGASTRODUODENOSCOPIA - EGD (4513 - 4516)                   | 1                                  | 1                             |                               | 216                       |                                    |                               |                               |                           | 22                                 |                               | 22                            | 207                       |                                    |                               |                               |                           | 1                  |
| ELETTROCARDIOGRAMMA (8952)                                       | 14                                 | 13                            | 1                             | 145                       | 34                                 | 12                            | 22                            | 126                       | 36                                 | 13                            | 23                            | 35                        |                                    |                               |                               |                           |                    |
| ESAME AUDIOMETRICO TONALE (95411)                                |                                    |                               |                               | 23                        | 6                                  | 6                             |                               | 28                        | 7                                  | 2                             | 5                             | 12                        |                                    |                               |                               |                           | 3                  |
| SPIROMETRIA (89371 - 89372)                                      | 16                                 | 16                            |                               | 128                       | 31                                 | 14                            | 17                            | 85                        | 19                                 | 5                             | 14                            | 57                        |                                    |                               |                               |                           | 6                  |
| <b>TOTALI</b>  | <b>478</b>                         | <b>248</b>                    | <b>230</b>                    |                           | <b>1200</b>                        | <b>577</b>                    | <b>623</b>                    |                           | <b>1021</b>                        | <b>315</b>                    | <b>706</b>                    |                           | <b>11</b>                          | <b>5</b>                      | <b>6</b>                      |                           | <b>66</b>          |

**Classi di Priorità** (da erogare entro i giorni prestabiliti a decorrere dalla data di prenotazione)

**P\*** (Programmabile, 120 gg.)

**D\*** (Differibile, 30 gg. visita - 60 gg. strumentale)

**B\*** (Breve, 10 gg.)

**U\*** (Urgente, 3 gg.)

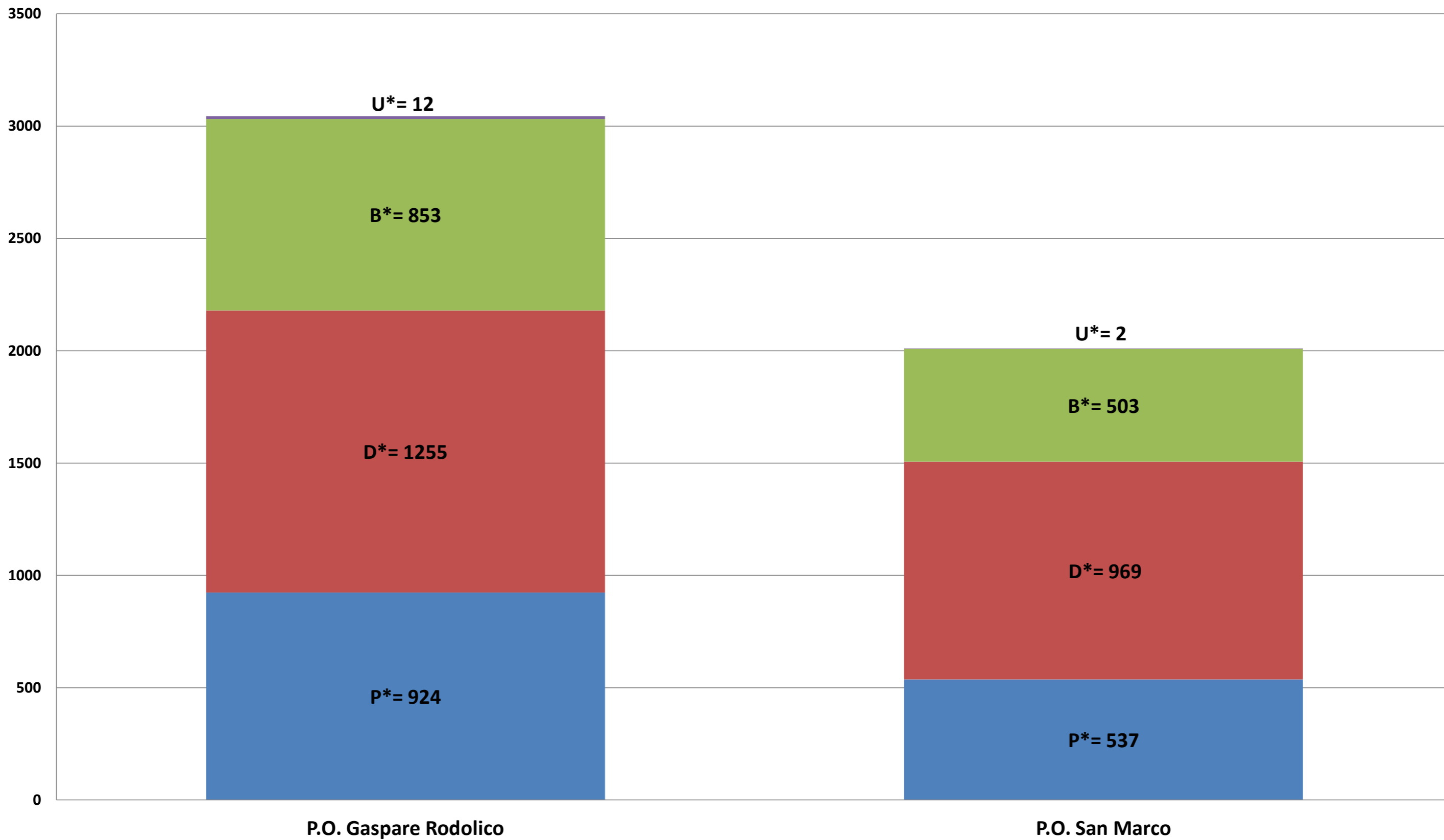
Il Responsabile GLA - Aziendale  
Dott. Maurizio DANZI



# Governo liste d'attesa

Prestazioni ambulatoriali critiche (suddivise per Presidi e classi di priorità)

giugno/2022

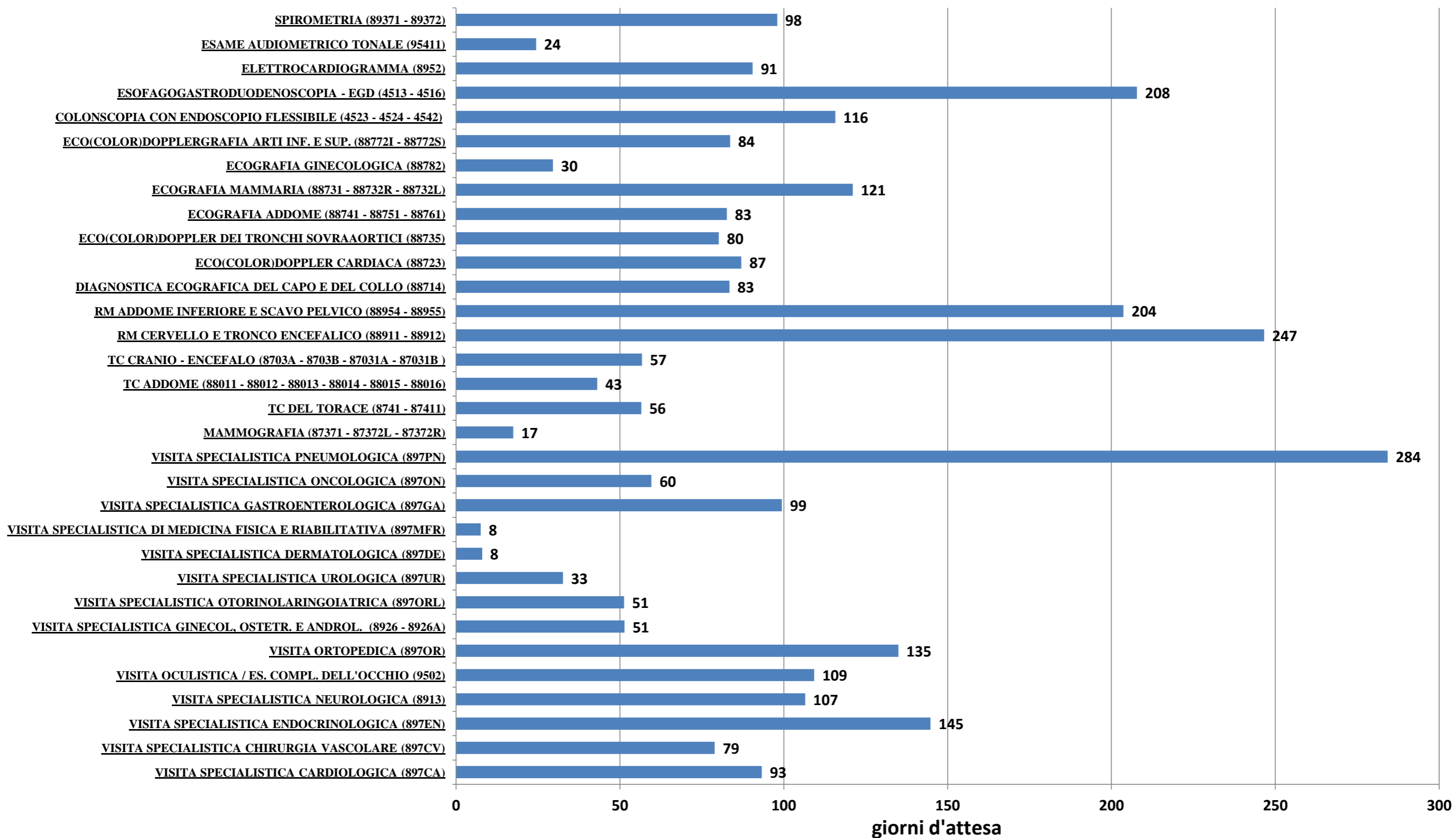




## Governo liste d'attesa

Prestazioni ambulatoriali critiche (tempi d'attesa media in giorni)

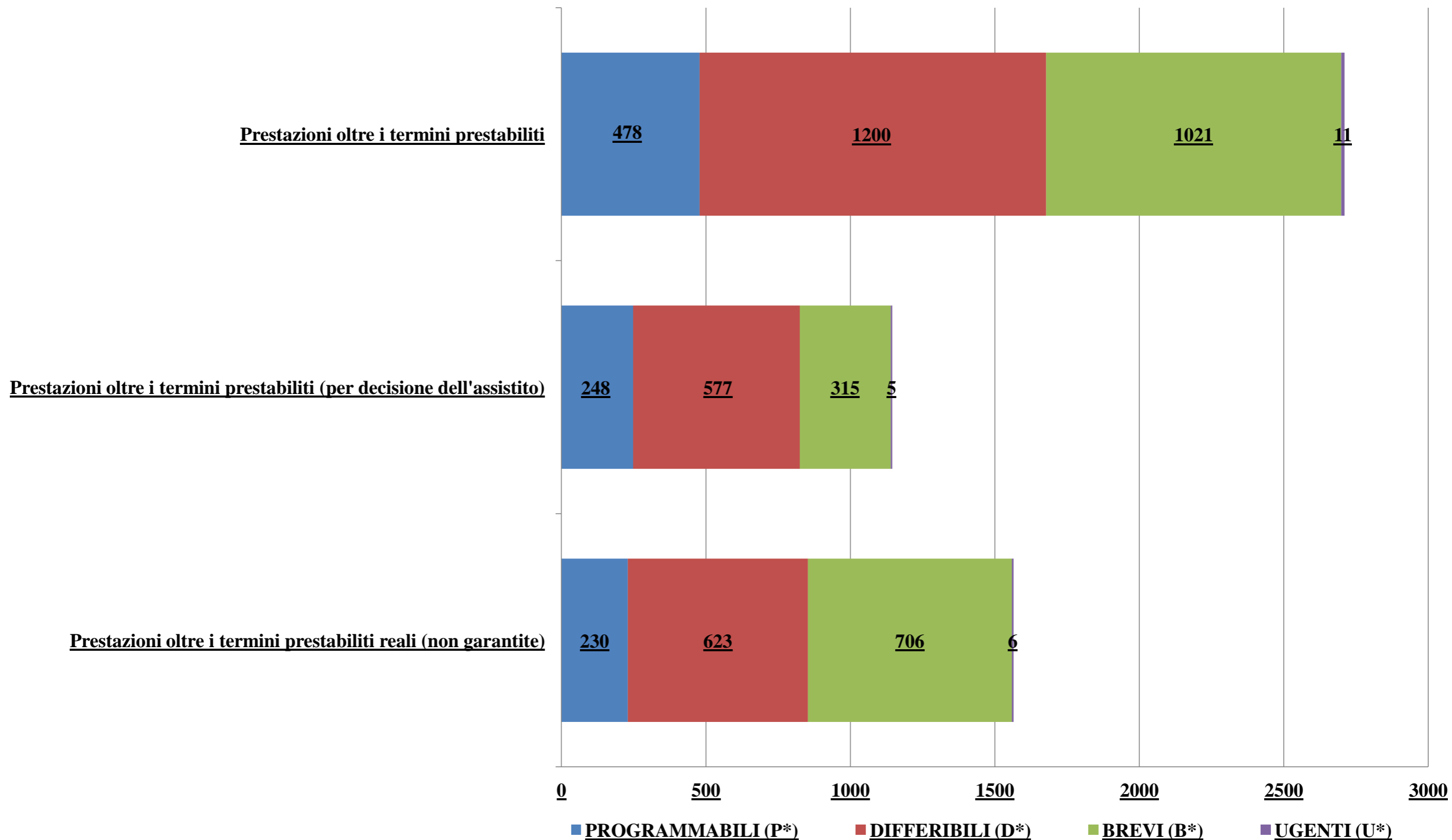
giugno/2022



## Governo liste d'attesa

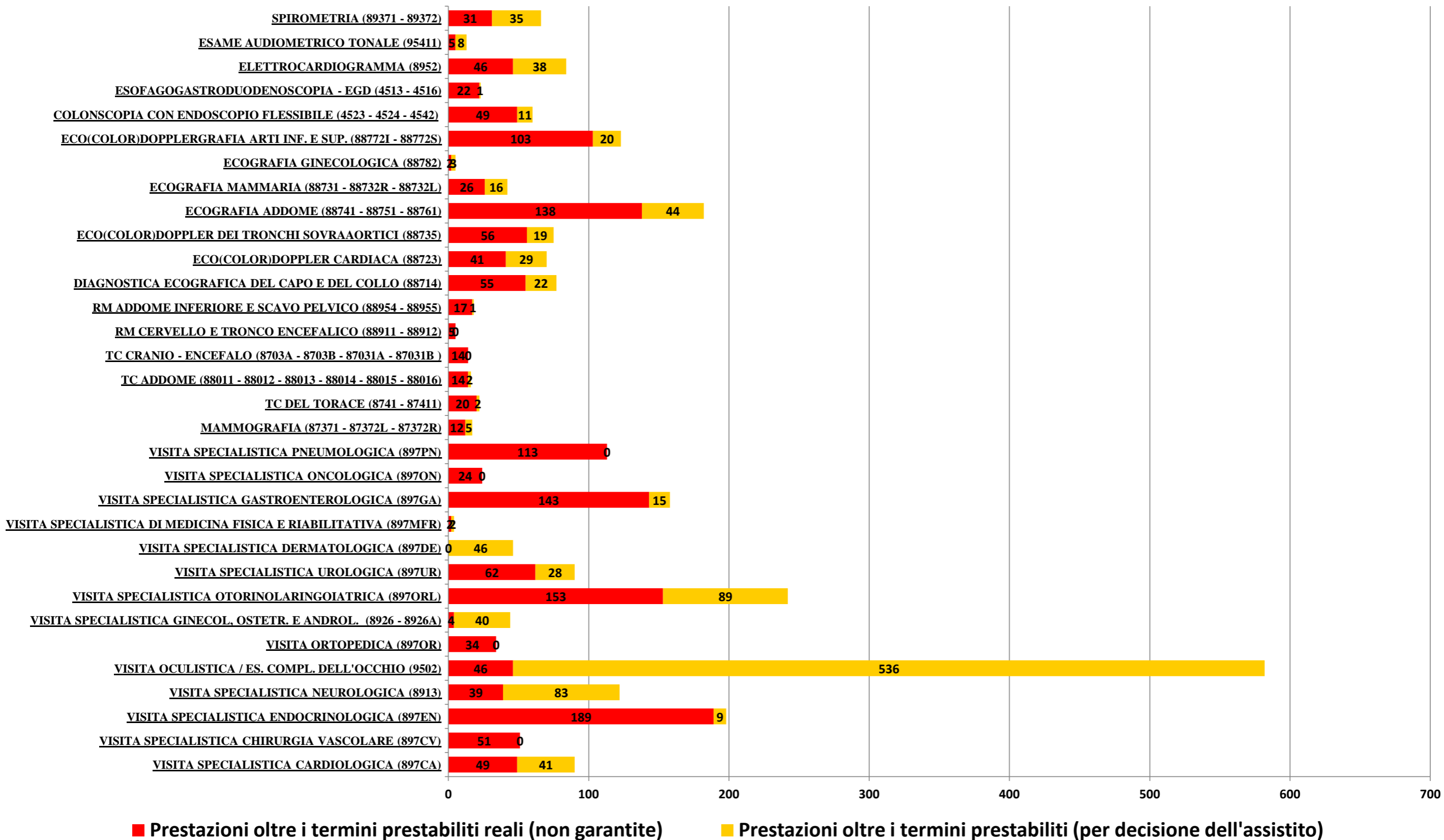
**Prestazioni ambulatoriali critiche effettuate oltre i termini prestabiliti (non garantite)**

**giugno/2022**



## Prestazioni ambulatoriali critiche effettuate oltre i termini prestabiliti (non garantite)

giugno/2022



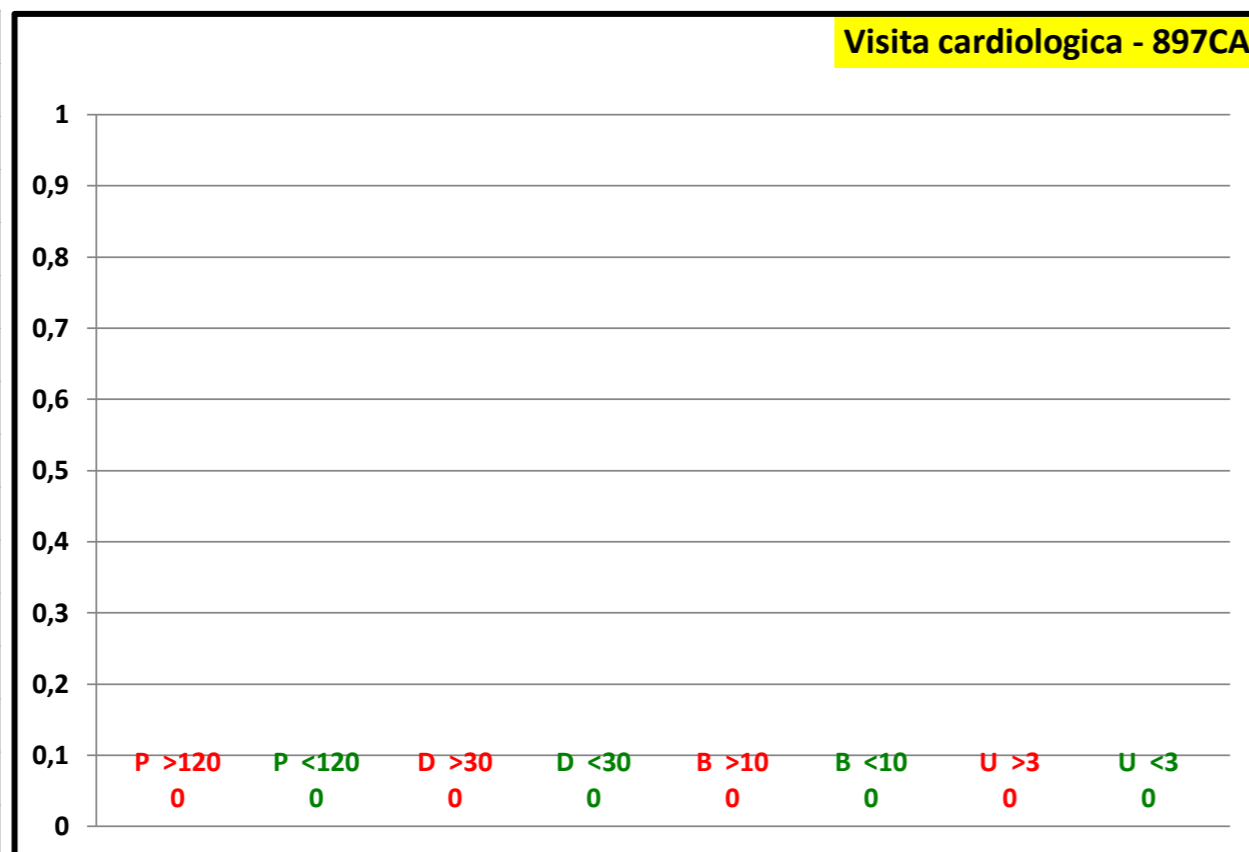




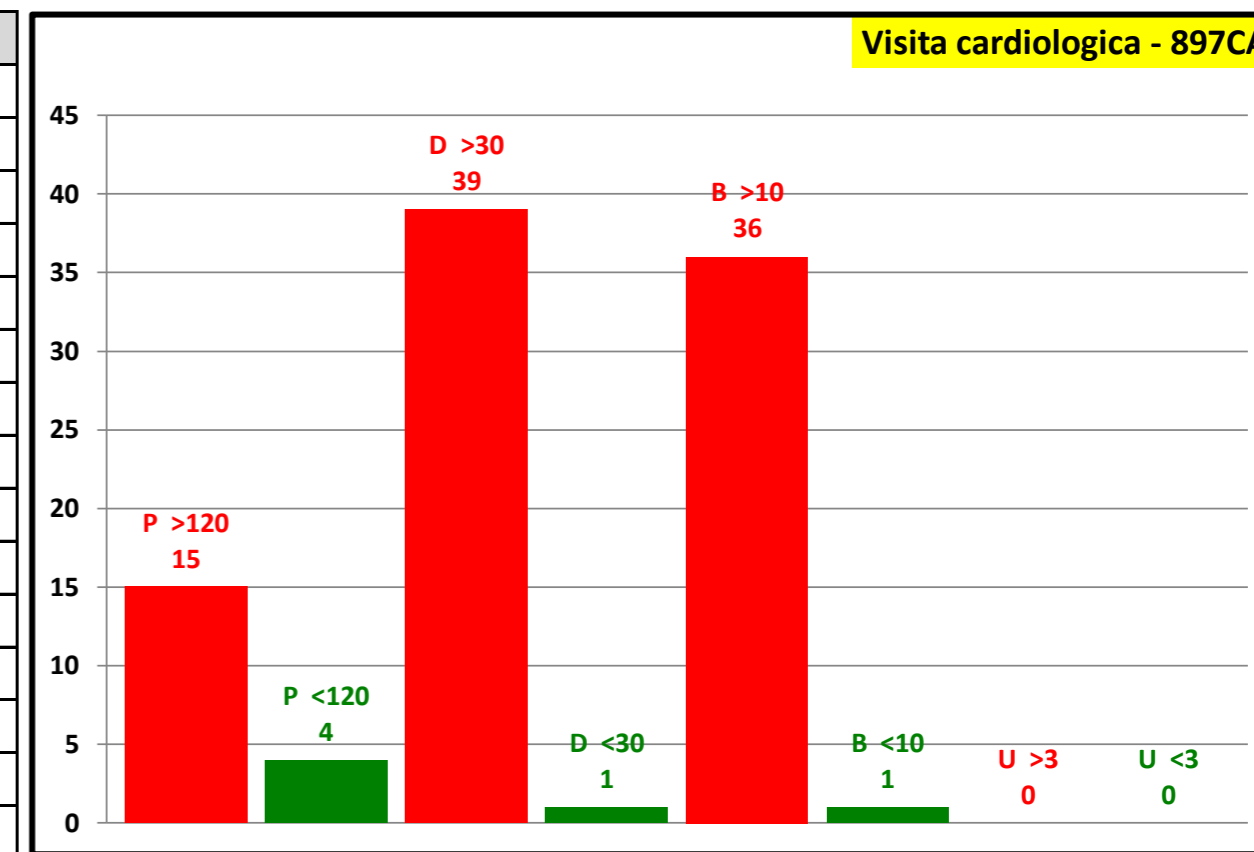
# Governo liste d'attesa

## Rilevazione mensile tempi d'attesa prestazioni ambulatoriali critiche - giugno/2022

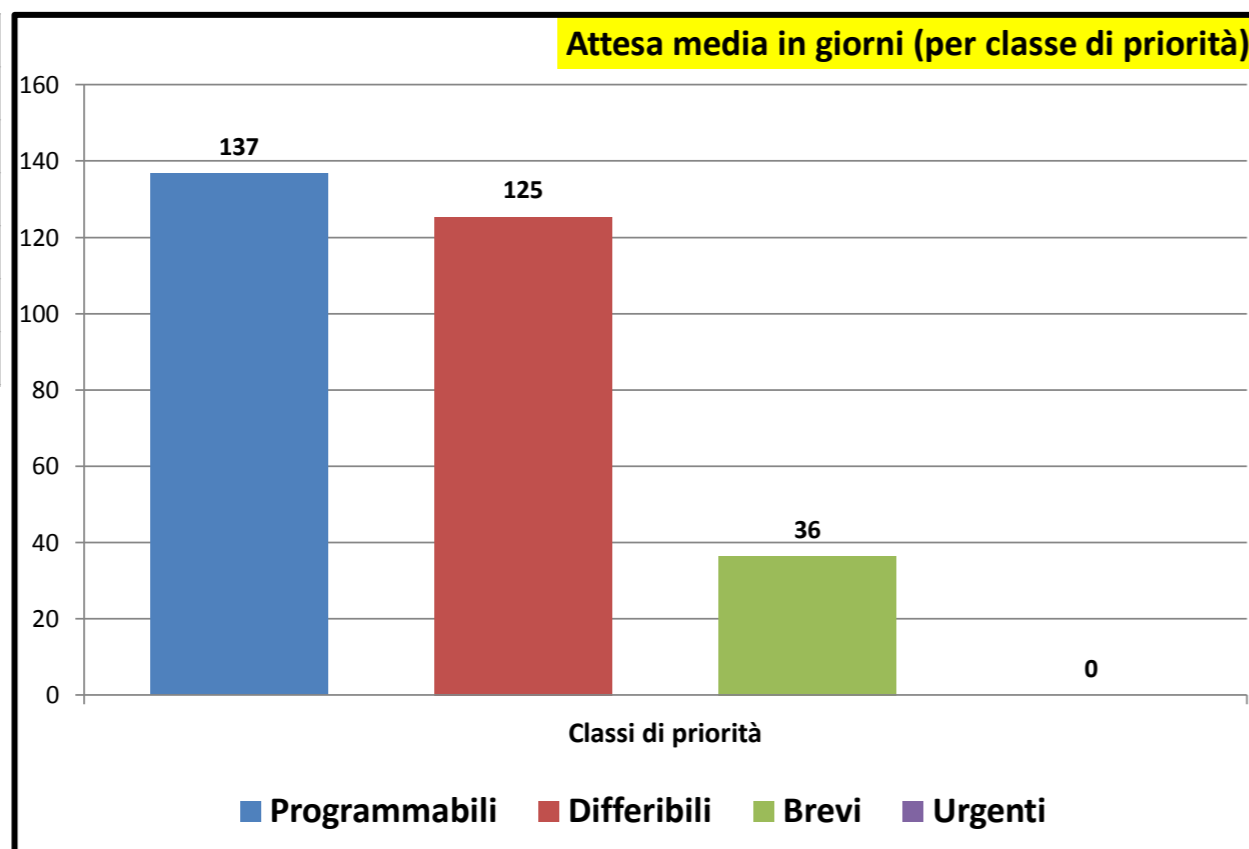
| P.O. GASPARE RODOLICO |  |
|-----------------------|--|
| P >120                |  |
| P <120                |  |
| P Tot                 |  |
| D >30                 |  |
| D <30                 |  |
| D Tot                 |  |
| B >10                 |  |
| B <10                 |  |
| B Tot                 |  |
| U >3                  |  |
| U <3                  |  |
| U Tot                 |  |



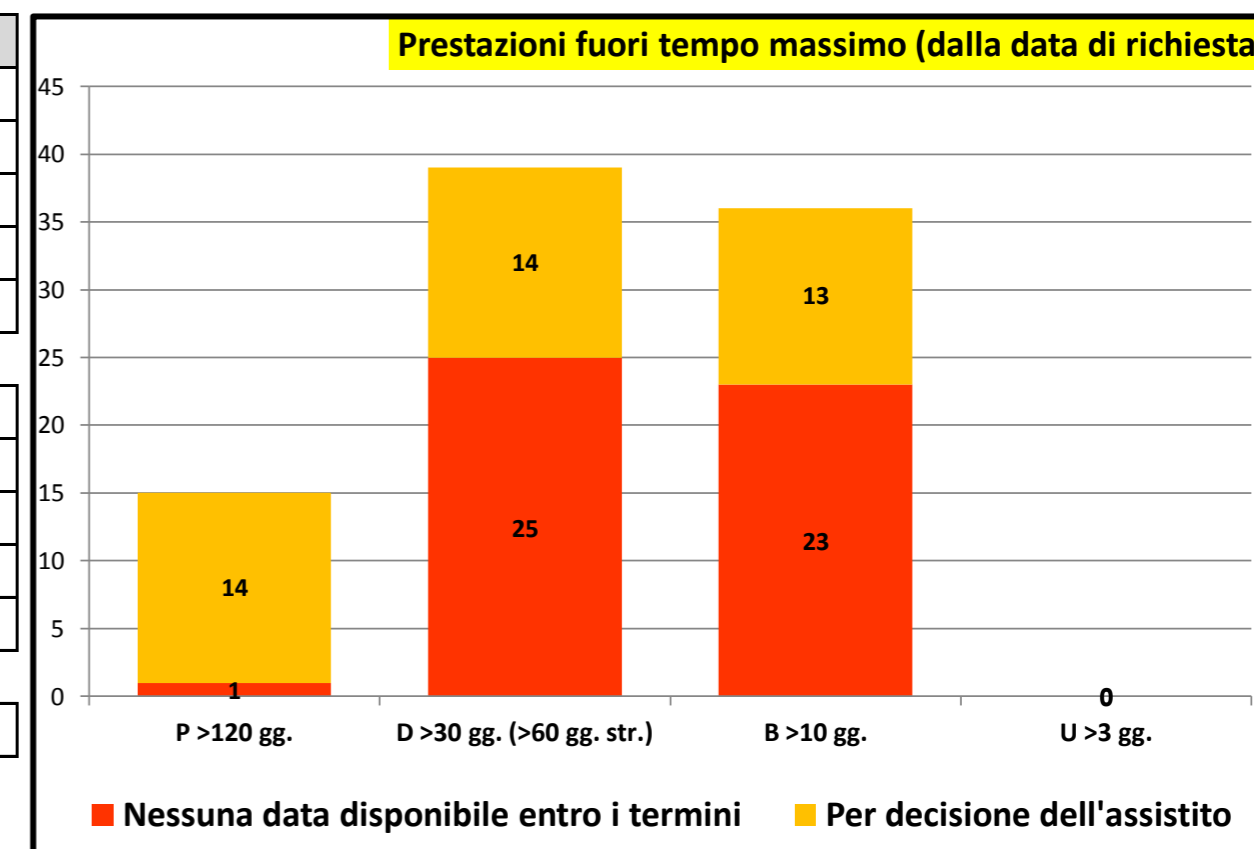
| P.O. SAN MARCO |    |        |
|----------------|----|--------|
| P >120         | 15 | 78,9 % |
| P <120         | 4  | 21,1 % |
| P Tot          | 19 |        |
| D >30          | 39 | 97,5 % |
| D <30          | 1  | 2,5 %  |
| D Tot          | 40 |        |
| B >10          | 36 | 97,3 % |
| B <10          | 1  | 2,7 %  |
| B Tot          | 37 |        |
| U >3           |    |        |
| U <3           |    |        |
| U Tot          |    |        |



| Attesa media in giorni |     |
|------------------------|-----|
| Programmabili          | 137 |
| Differibili            | 125 |
| Brevi                  | 36  |
| Urgenti                | 0   |
| Attesa media           | 93  |



| Consuntivo prestazioni |    |
|------------------------|----|
| Tot. P                 | 19 |
| Tot. D                 | 40 |
| Tot. B                 | 37 |
| Tot. U                 | 0  |
| Tot. Prestazioni       | 96 |
| Tot. P >180            | 15 |
| Tot. D >30             | 39 |
| Tot. B >10             | 36 |
| Tot. U >3              | 0  |
| Tot. fuori tempo       | 90 |
| Senza Biffatura        | 0  |



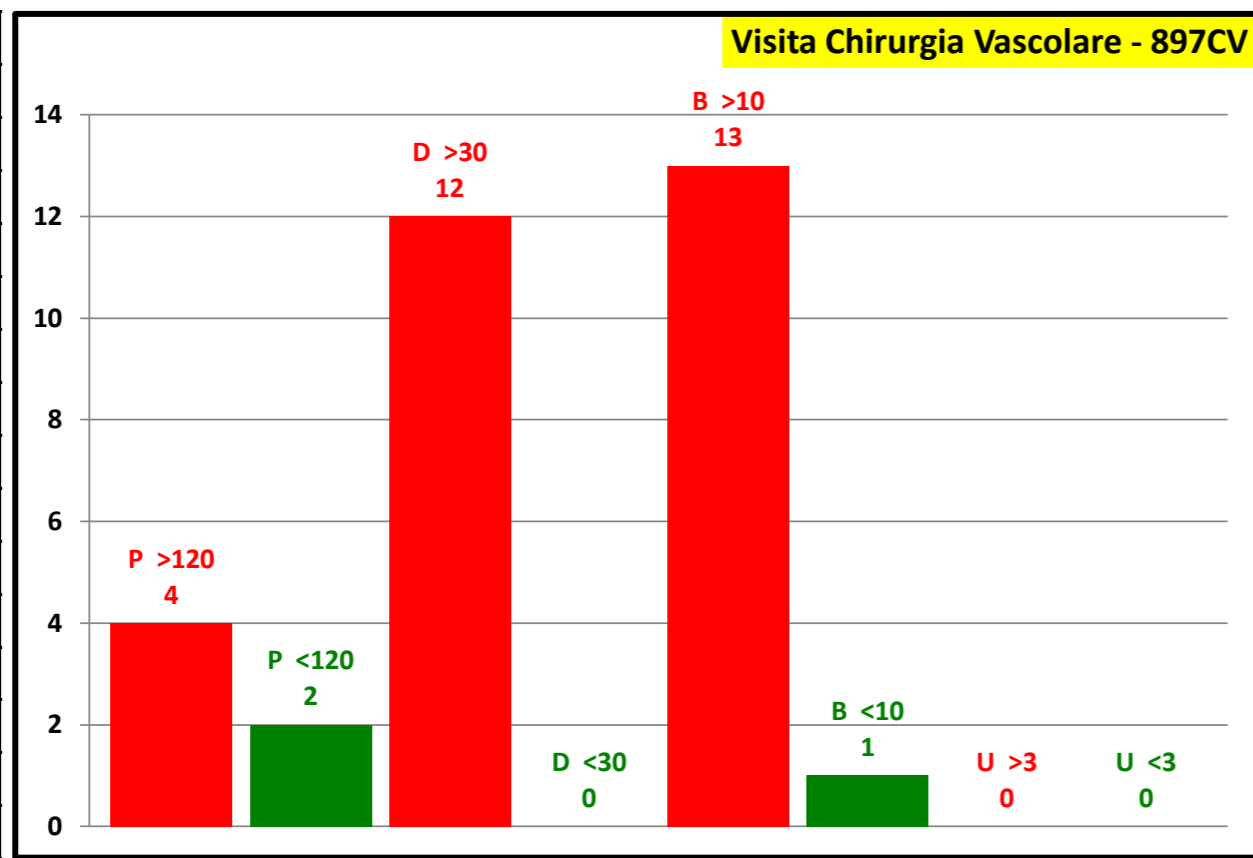


## Governo liste d'attesa

### Rilevazione mensile tempi d'attesa prestazioni ambulatoriali critiche - giugno/2022

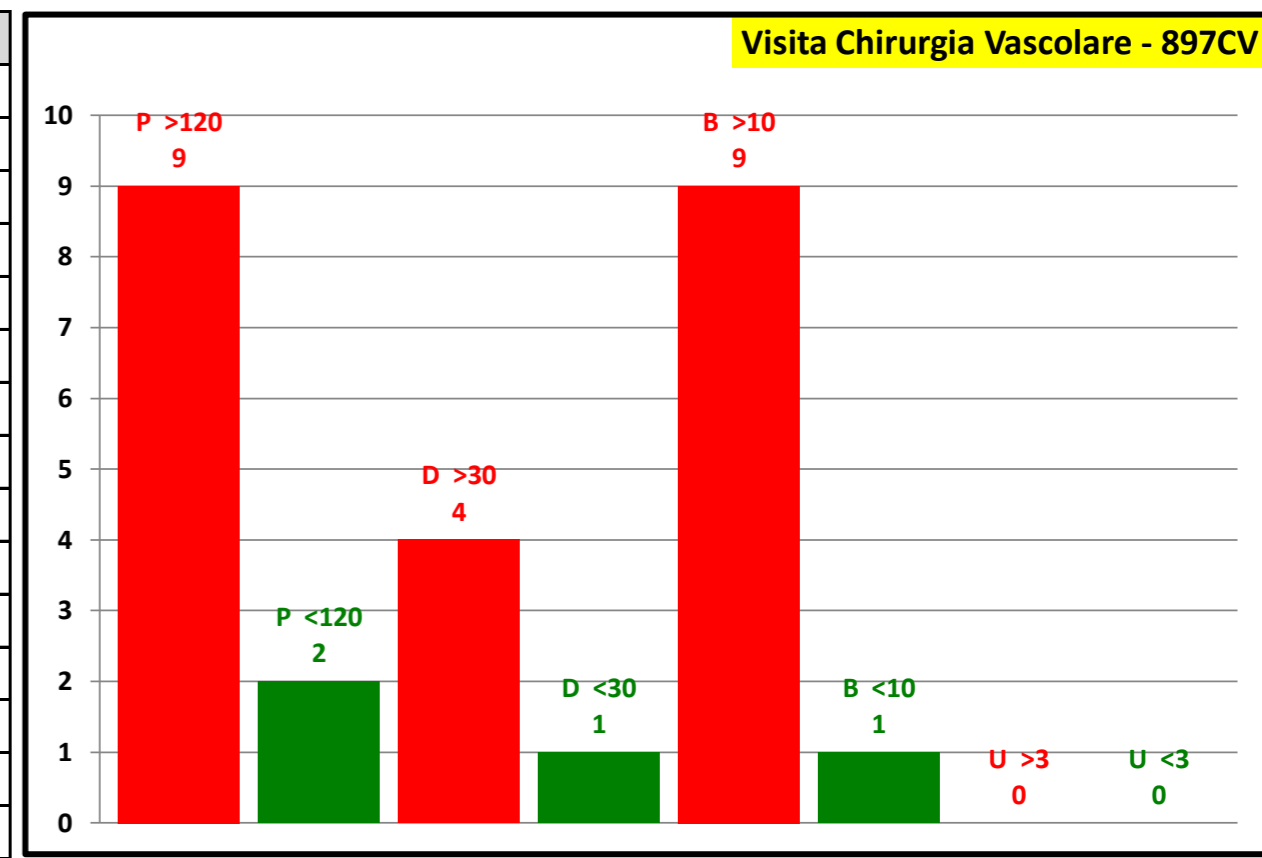
#### P.O. GASPARE RODOLICO

|        |    |         |
|--------|----|---------|
| P >120 | 4  | 66,7 %  |
| P <120 | 2  | 33,3 %  |
| P Tot  | 6  |         |
| D >30  | 12 | 100,0 % |
| D <30  |    |         |
| D Tot  | 12 |         |
| B >10  | 13 | 92,9 %  |
| B <10  | 1  | 7,1 %   |
| B Tot  | 14 |         |
| U >3   |    |         |
| U <3   |    |         |
| U Tot  |    |         |



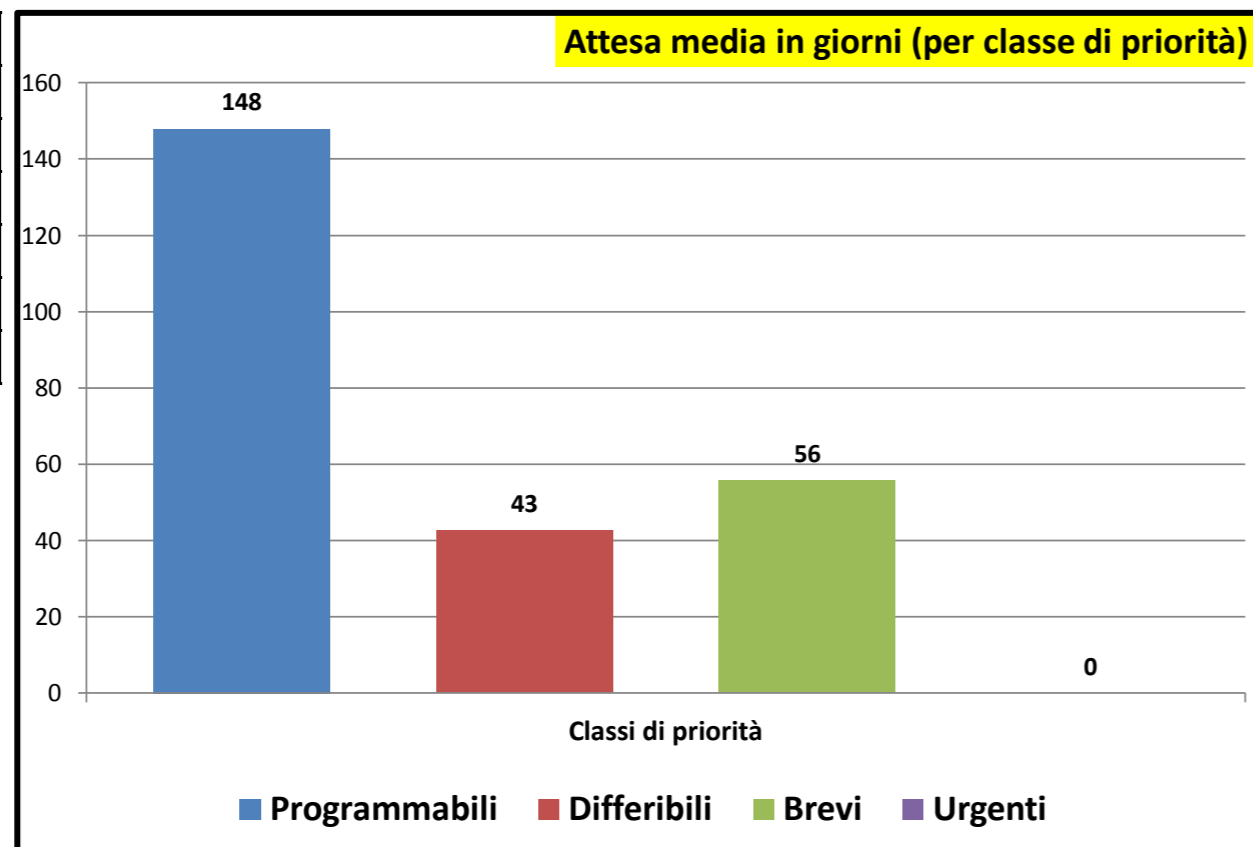
#### P.O. SAN MARCO

|        |    |        |
|--------|----|--------|
| P >120 | 9  | 81,8 % |
| P <120 | 2  | 18,2 % |
| P Tot  | 11 |        |
| D >30  | 4  | 80,0 % |
| D <30  | 1  | 20,0 % |
| D Tot  | 5  |        |
| B >10  | 9  | 90,0 % |
| B <10  | 1  | 10,0 % |
| B Tot  | 10 |        |
| U >3   |    |        |
| U <3   |    |        |
| U Tot  |    |        |



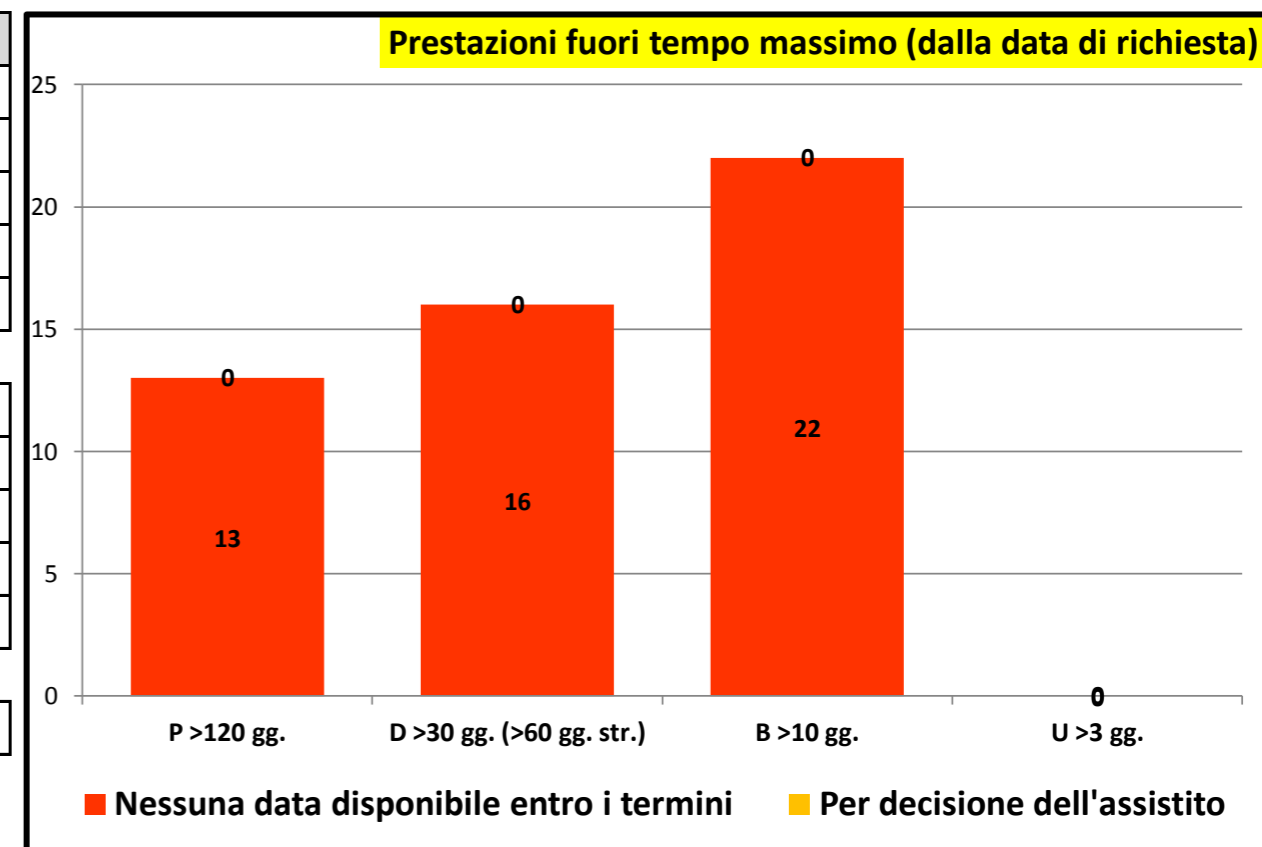
#### Attesa media in giorni

|               |     |
|---------------|-----|
| Programmabili | 148 |
| Differibili   | 43  |
| Brevi         | 56  |
| Urgenti       | 0   |
| Attesa media  | 79  |



#### Consuntivo prestazioni

|                  |    |
|------------------|----|
| Tot. P           | 17 |
| Tot. D           | 17 |
| Tot. B           | 24 |
| Tot. U           | 0  |
| Tot. Prestazioni | 58 |
| Tot. P >180      | 13 |
| Tot. D >30       | 16 |
| Tot. B >10       | 22 |
| Tot. U >3        | 0  |
| Tot. fuori tempo | 51 |
| Senza Biffatura  | 1  |



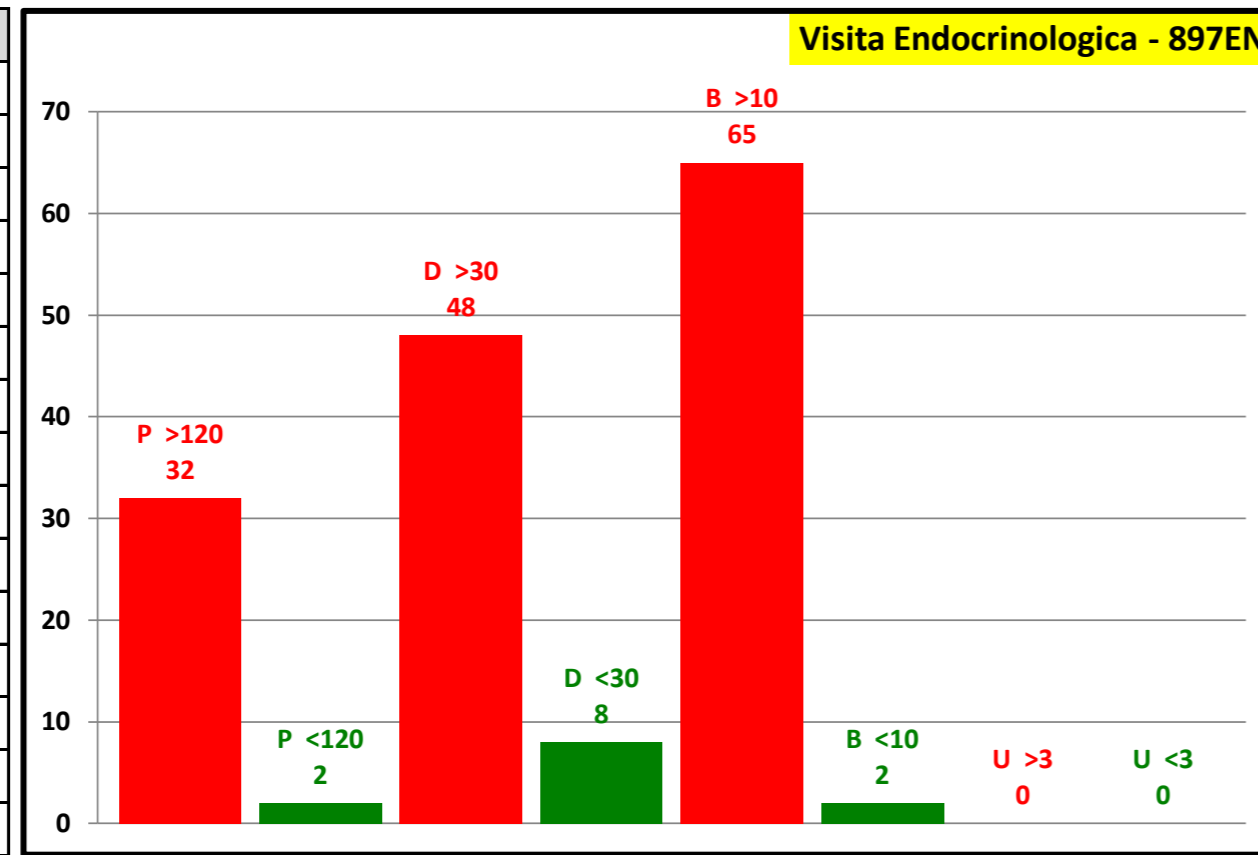




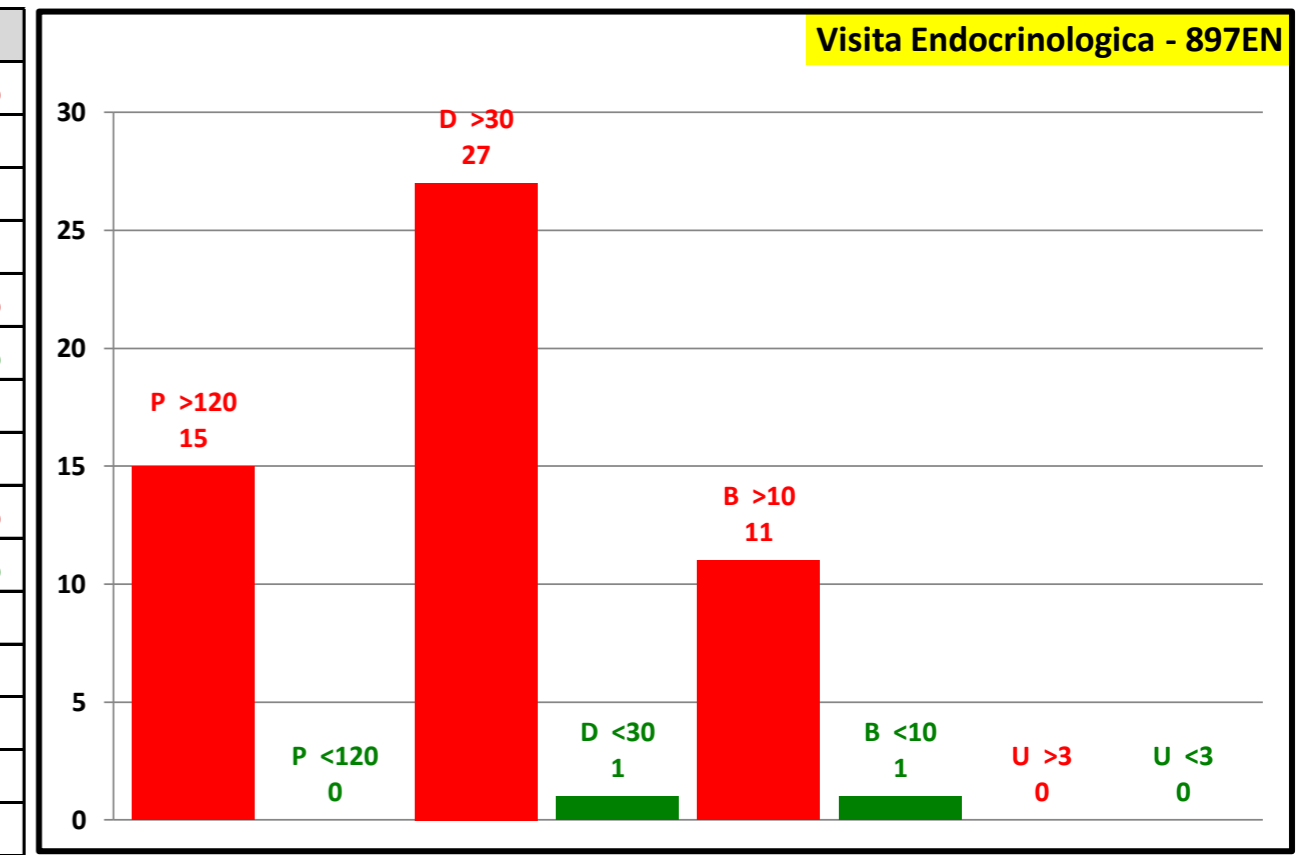
# Governo liste d'attesa

## Rilevazione mensile tempi d'attesa prestazioni ambulatoriali critiche - giugno/2022

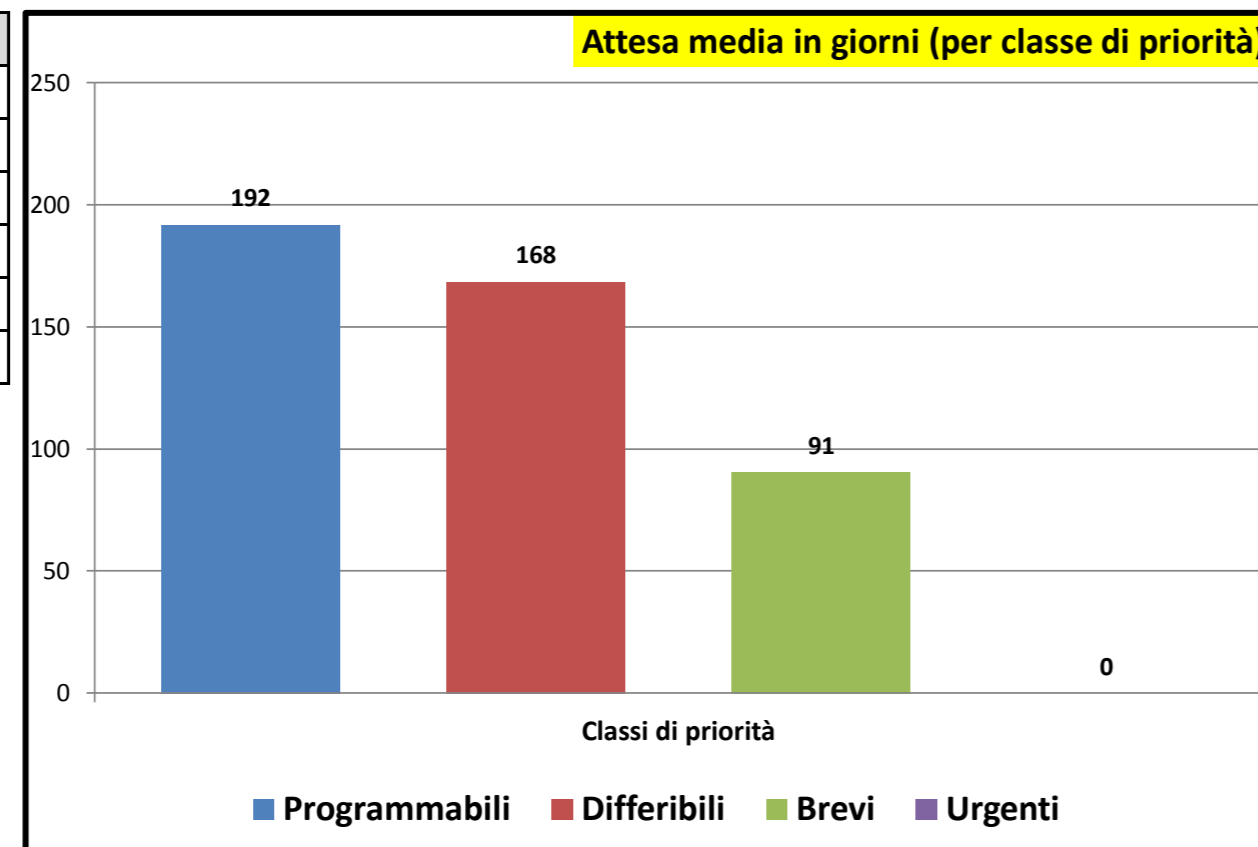
| P.O. GASPARE RODOLICO |           |        |
|-----------------------|-----------|--------|
| P >120                | 32        | 94,1 % |
| P <120                | 2         | 5,9 %  |
| <b>P Tot</b>          | <b>34</b> |        |
|                       |           |        |
| D >30                 | 48        | 85,7 % |
| D <30                 | 8         | 14,3 % |
| <b>D Tot</b>          | <b>56</b> |        |
|                       |           |        |
| B >10                 | 65        | 97,0 % |
| B <10                 | 2         | 3,0 %  |
| <b>B Tot</b>          | <b>67</b> |        |
|                       |           |        |
| U >3                  |           |        |
| U <3                  |           |        |
| <b>U Tot</b>          |           |        |



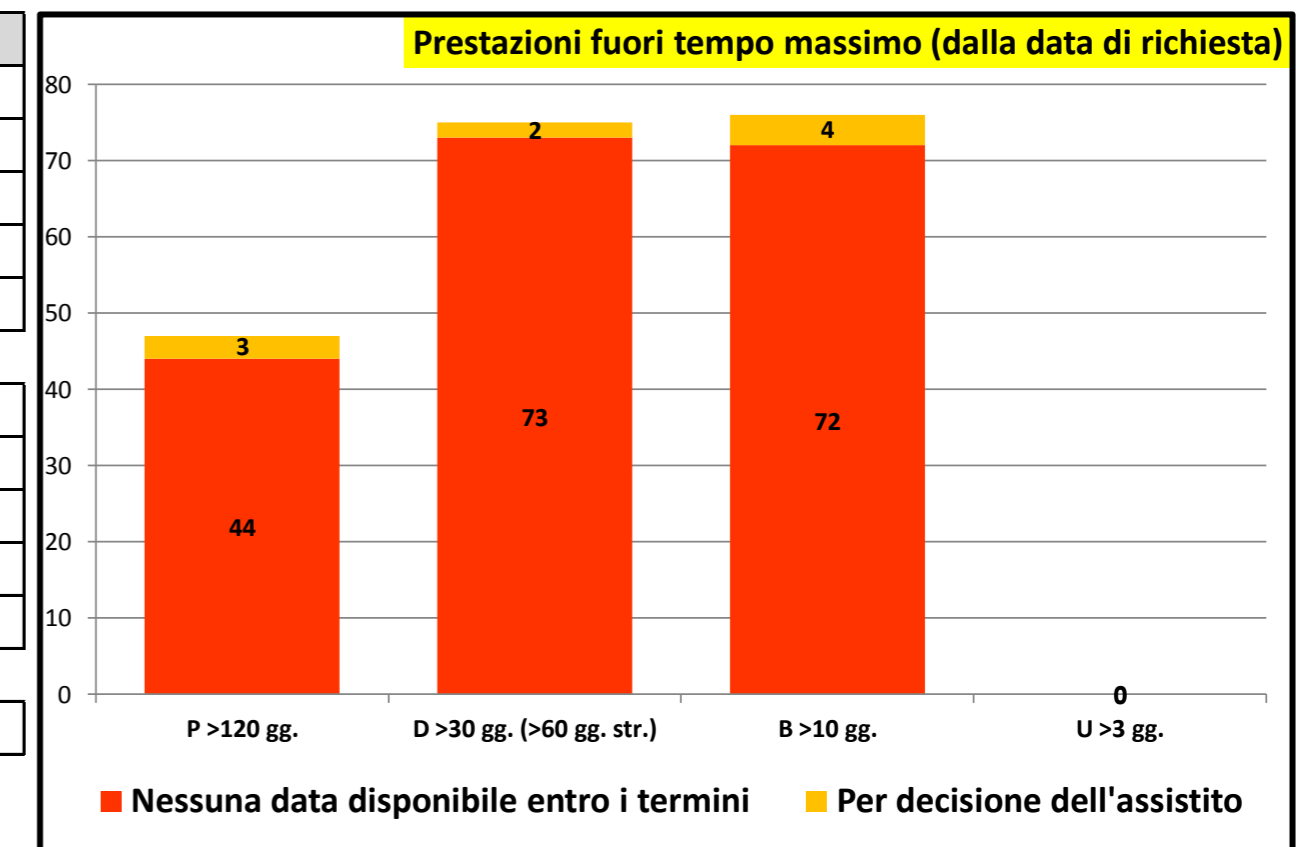
| P.O. SAN MARCO |           |         |
|----------------|-----------|---------|
| P >120         | 15        | 100,0 % |
| P <120         |           |         |
| <b>P Tot</b>   | <b>15</b> |         |
|                |           |         |
| D >30          | 27        | 96,4 %  |
| D <30          | 1         | 3,6 %   |
| <b>D Tot</b>   | <b>28</b> |         |
|                |           |         |
| B >10          | 11        | 91,7 %  |
| B <10          | 1         | 8,3 %   |
| <b>B Tot</b>   | <b>12</b> |         |
|                |           |         |
| U >3           |           |         |
| U <3           |           |         |
| <b>U Tot</b>   |           |         |



| Attesa media in giorni |            |
|------------------------|------------|
| Programmabili          | 192        |
| Differibili            | 168        |
| Brevi                  | 91         |
| Urgenti                | 0          |
| <b>Attesa media</b>    | <b>145</b> |

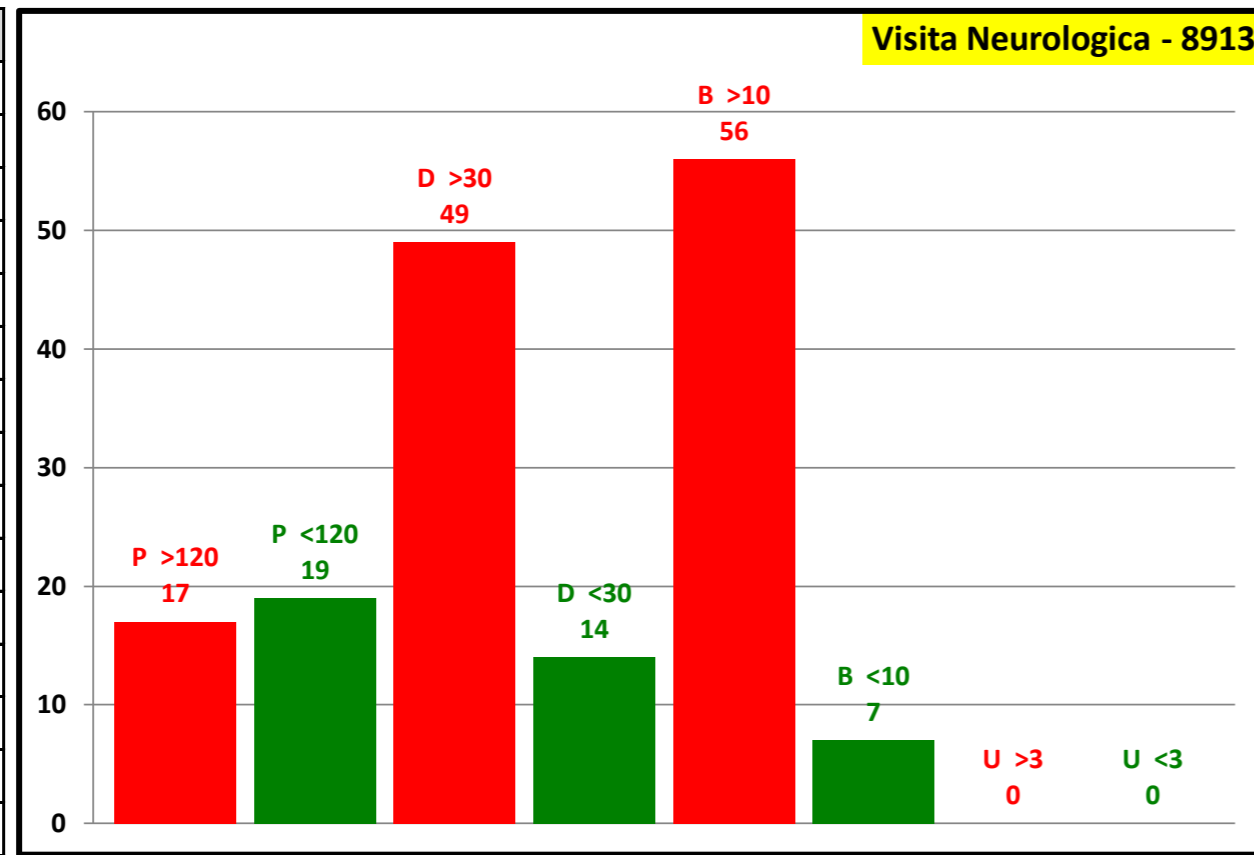


| Consuntivo prestazioni  |            |
|-------------------------|------------|
| Tot. P                  | 49         |
| Tot. D                  | 84         |
| Tot. B                  | 79         |
| Tot. U                  | 0          |
| <b>Tot. Prestazioni</b> | <b>212</b> |
|                         |            |
| Tot. P >180             | 47         |
| Tot. D >30              | 75         |
| Tot. B >10              | 76         |
| Tot. U >3               | 0          |
| <b>Tot. fuori tempo</b> | <b>198</b> |
|                         |            |
| Senza Biffatura         | 1          |

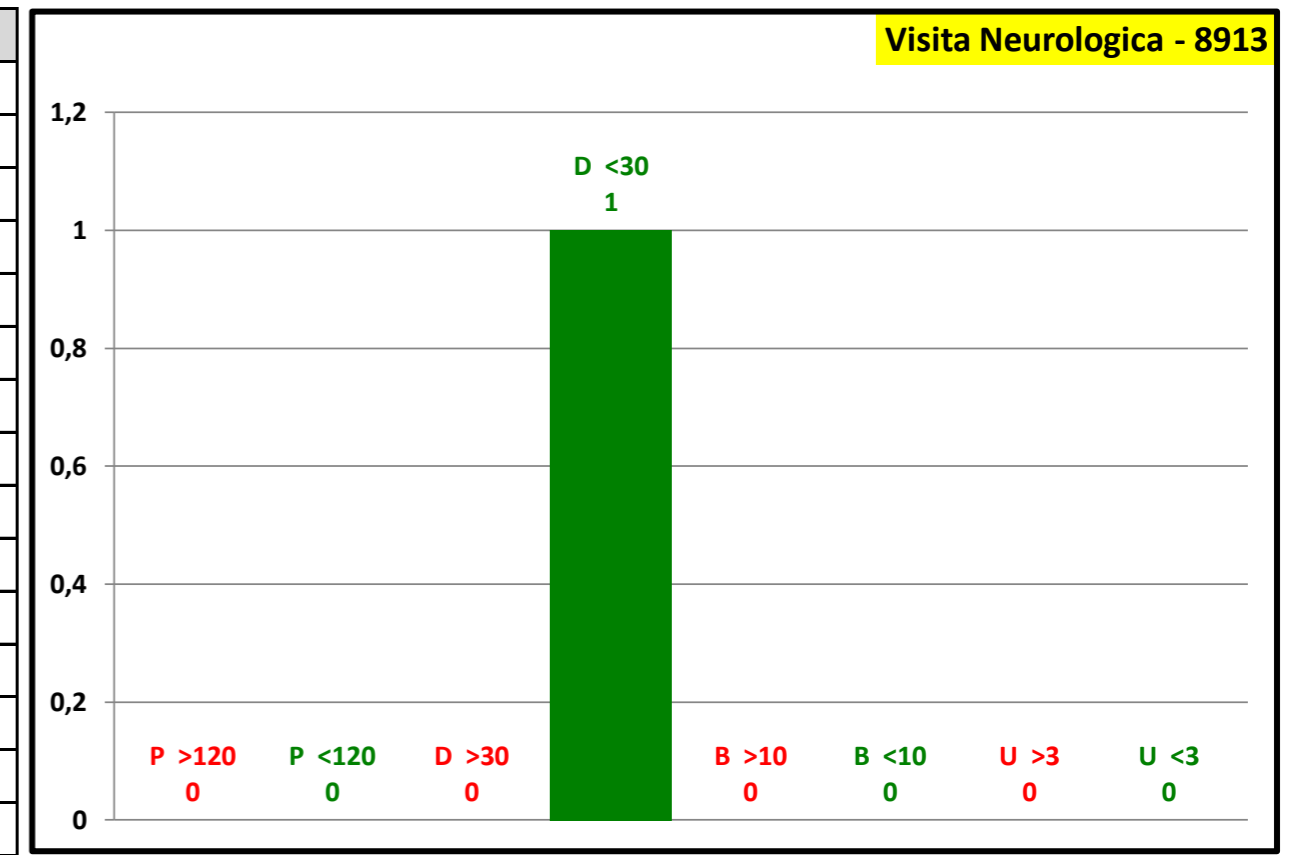


## Rilevazione mensile tempi d'attesa prestazioni ambulatoriali critiche - giugno/2022

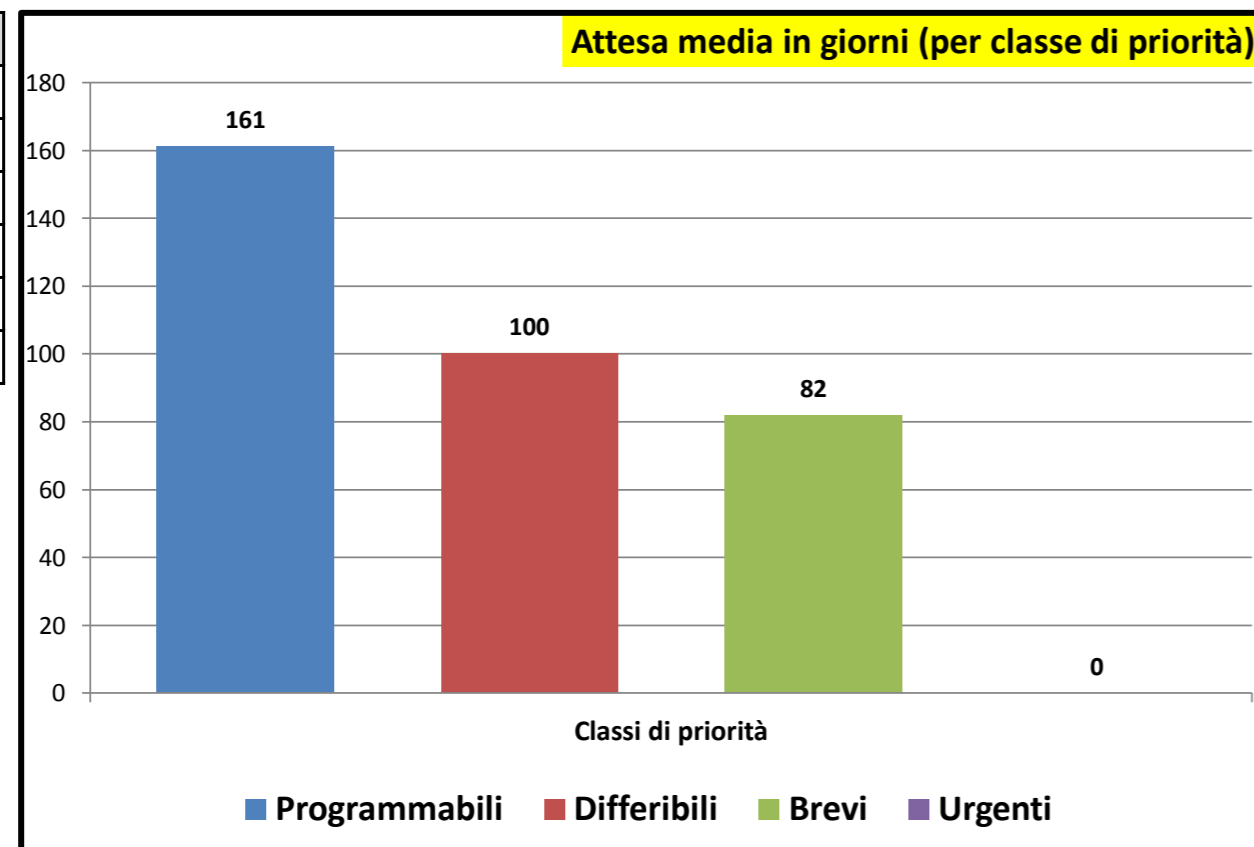
| P.O. GASPARE RODOLICO |    |        |
|-----------------------|----|--------|
| P >120                | 17 | 47,2 % |
| P <120                | 19 | 52,8 % |
| P Tot                 | 36 |        |
| D >30                 | 49 | 77,8 % |
| D <30                 | 14 | 22,2 % |
| D Tot                 | 63 |        |
| B >10                 | 56 | 88,9 % |
| B <10                 | 7  | 11,1 % |
| B Tot                 | 63 |        |
| U >3                  |    |        |
| U <3                  |    |        |
| U Tot                 |    |        |



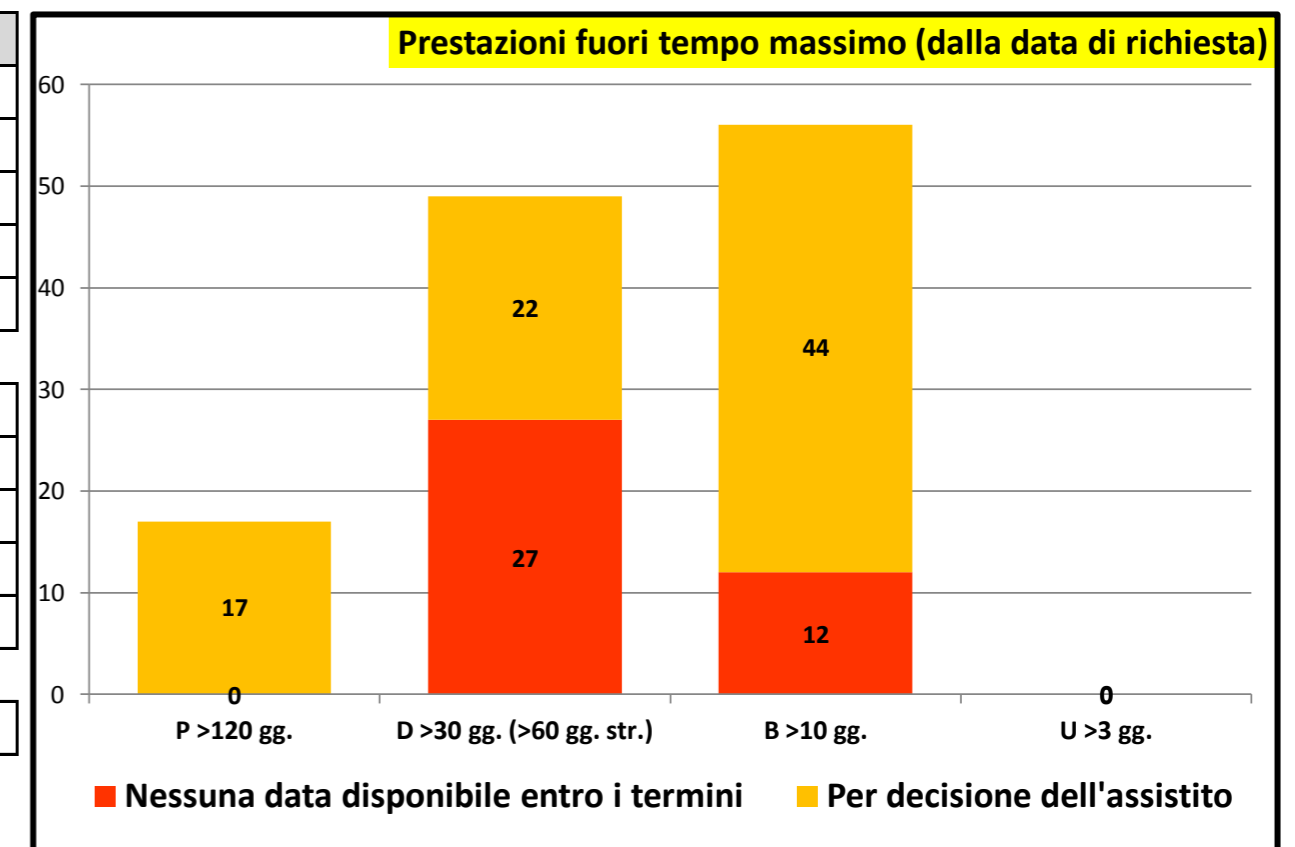
| P.O. SAN MARCO |   |         |
|----------------|---|---------|
| P >120         |   |         |
| P <120         |   |         |
| P Tot          |   |         |
| D >30          |   |         |
| D <30          | 1 | 100,0 % |
| D Tot          | 1 |         |
| B >10          |   |         |
| B <10          |   |         |
| B Tot          |   |         |
| U >3           |   |         |
| U <3           |   |         |
| U Tot          |   |         |



| Attesa media in giorni |     |
|------------------------|-----|
| Programmabili          | 161 |
| Differibili            | 100 |
| Brevi                  | 82  |
| Urgenti                | 0   |
| Attesa media           | 107 |

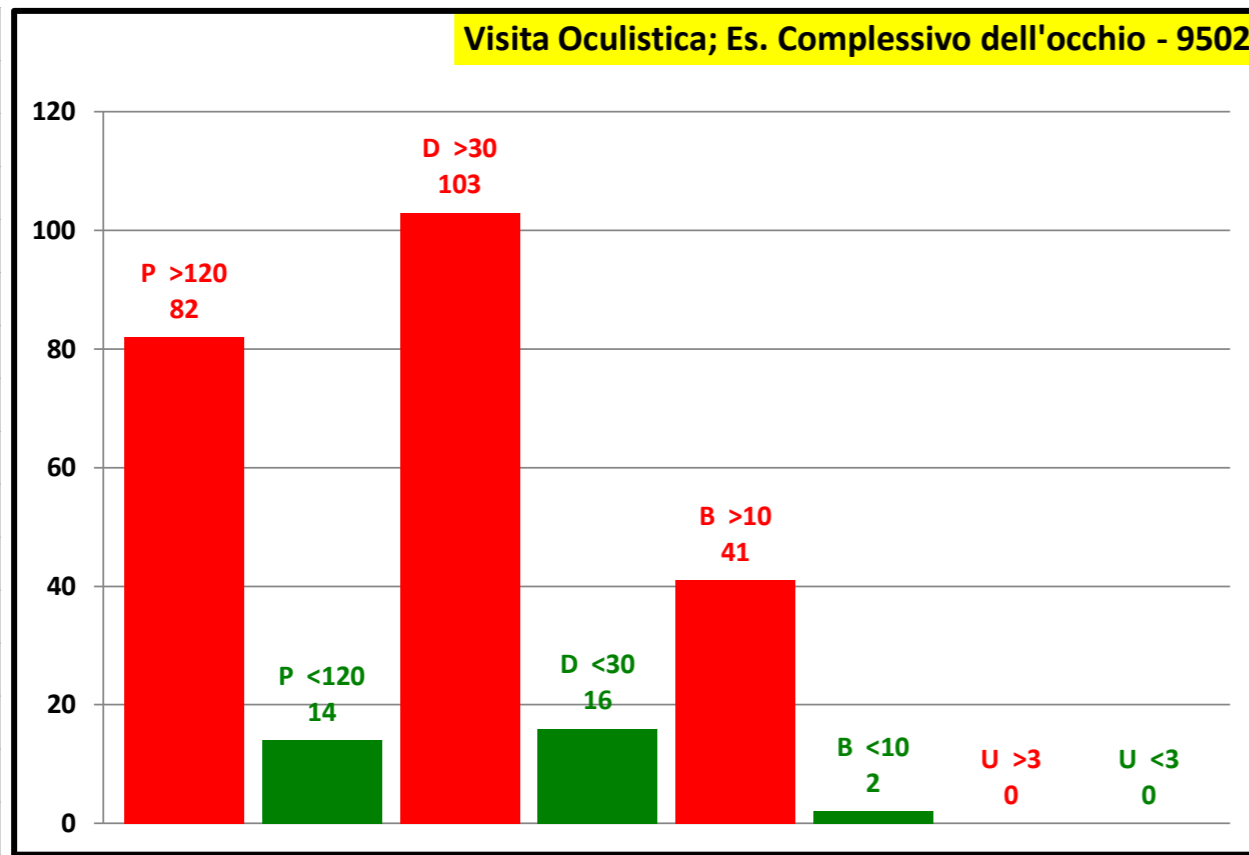


| Consuntivo prestazioni |     |
|------------------------|-----|
| Tot. P                 | 36  |
| Tot. D                 | 64  |
| Tot. B                 | 63  |
| Tot. U                 | 0   |
| Tot. Prestazioni       | 163 |
| Tot. P >180            | 17  |
| Tot. D >30             | 49  |
| Tot. B >10             | 56  |
| Tot. U >3              | 0   |
| Tot. fuori tempo       | 122 |
| Senza Biffatura        | 2   |

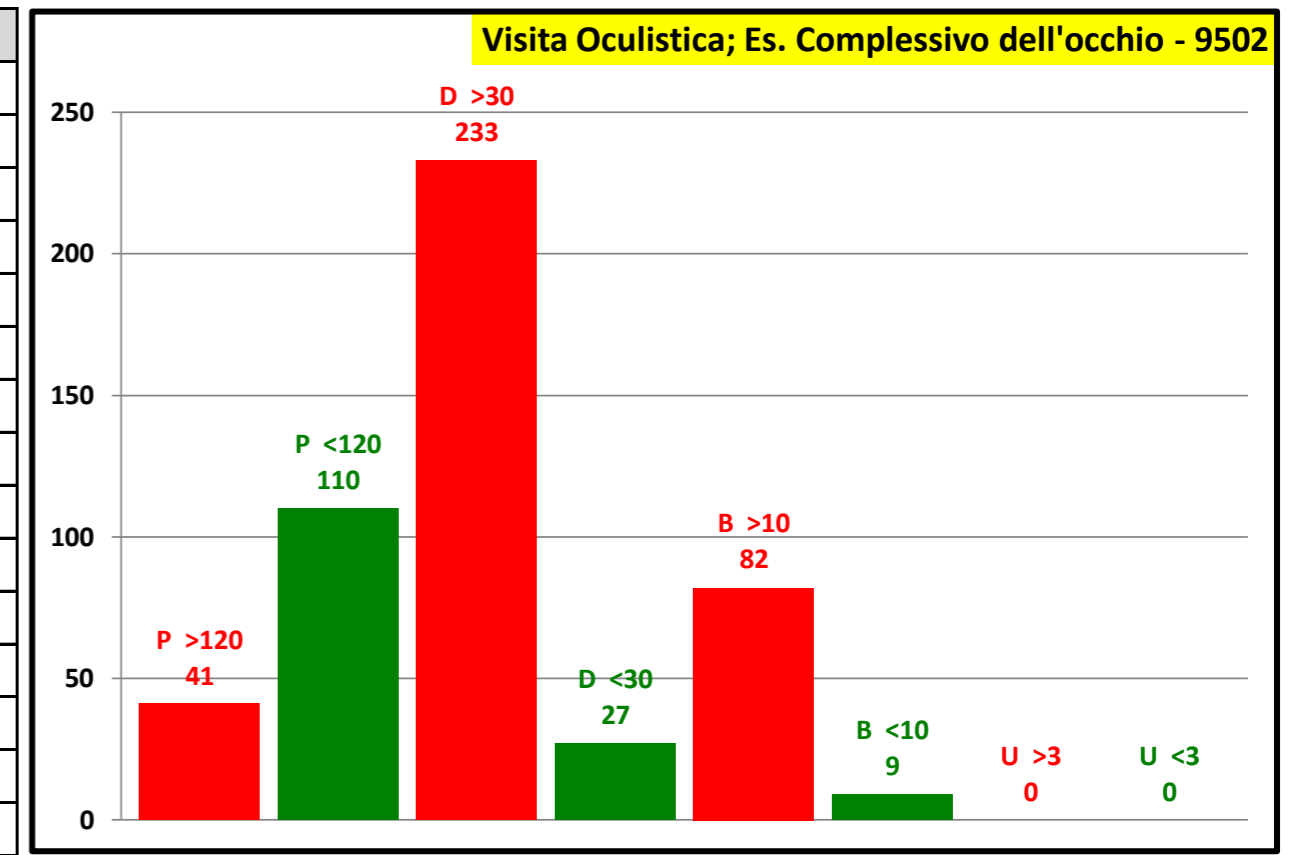


## Rilevazione mensile tempi d'attesa prestazioni ambulatoriali critiche - giugno/2022

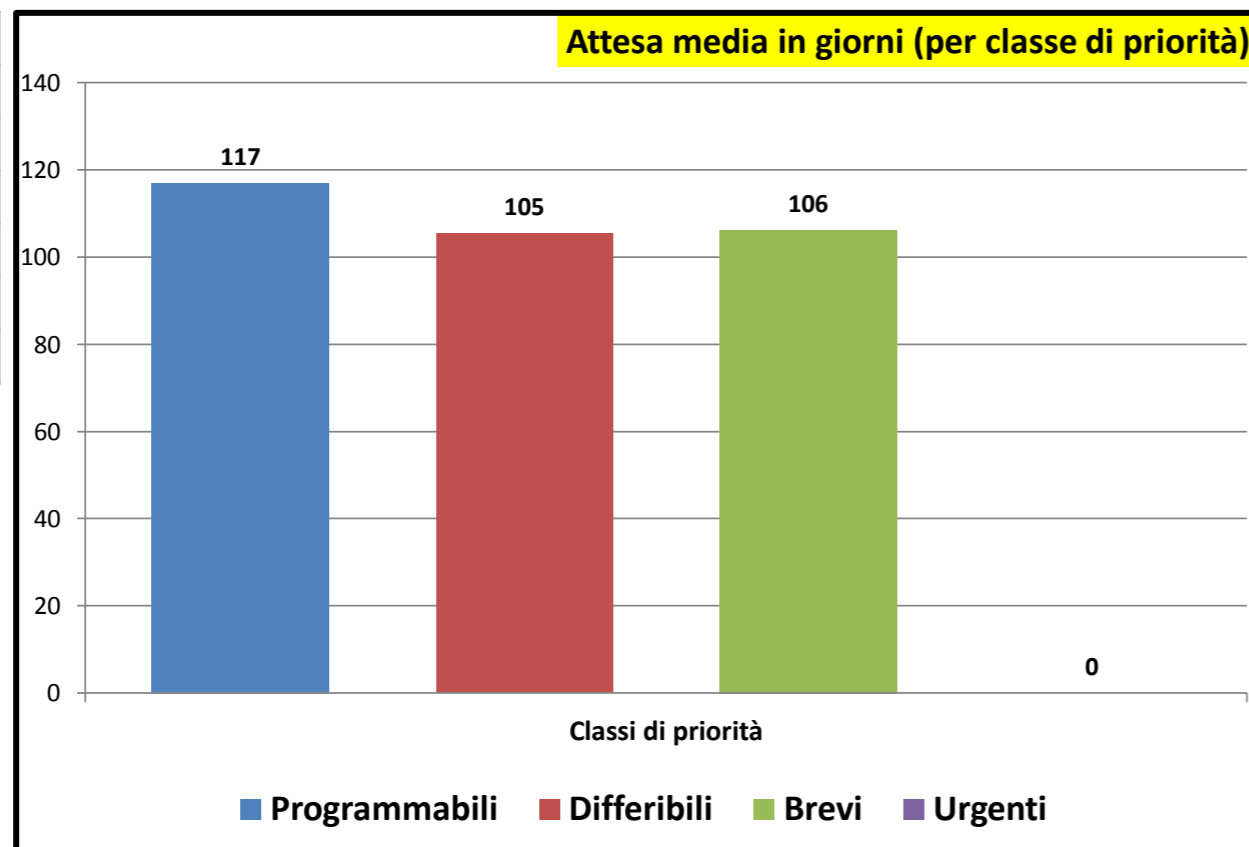
| P.O. GASPARE RODOLICO |     |        |
|-----------------------|-----|--------|
| P >120                | 82  | 85,4 % |
| P <120                | 14  | 14,6 % |
| P Tot                 | 96  |        |
| D >30                 | 103 | 86,6 % |
| D <30                 | 16  | 13,4 % |
| D Tot                 | 119 |        |
| B >10                 | 41  | 95,3 % |
| B <10                 | 2   | 4,7 %  |
| B Tot                 | 43  |        |
| U >3                  |     |        |
| U <3                  |     |        |
| U Tot                 |     |        |



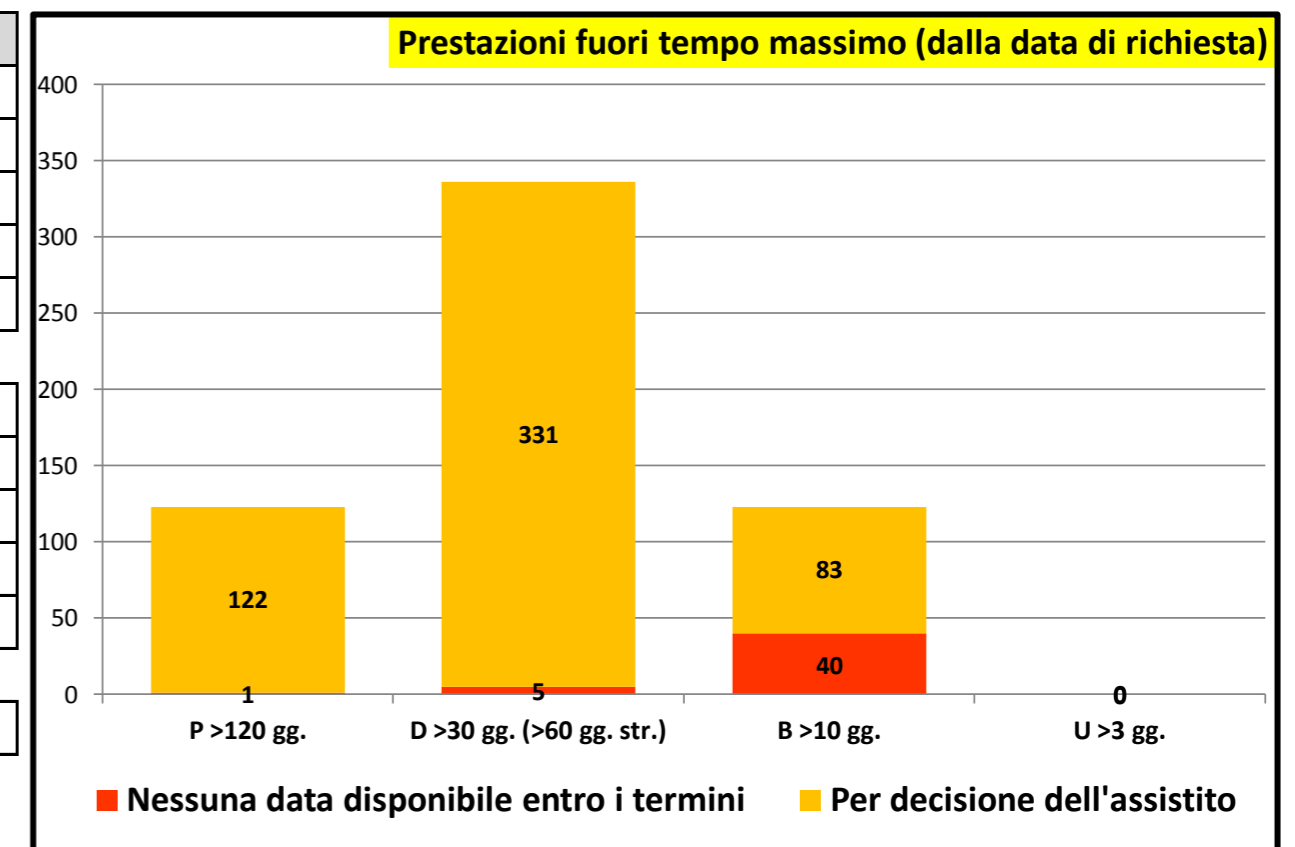
| P.O. SAN MARCO |     |        |
|----------------|-----|--------|
| P >120         | 41  | 27,2 % |
| P <120         | 110 | 72,8 % |
| P Tot          | 151 |        |
| D >30          | 233 | 89,6 % |
| D <30          | 27  | 10,4 % |
| D Tot          | 260 |        |
| B >10          | 82  | 90,1 % |
| B <10          | 9   | 9,9 %  |
| B Tot          | 91  |        |
| U >3           |     |        |
| U <3           |     |        |
| U Tot          |     |        |



| Attesa media in giorni |     |
|------------------------|-----|
| Programmabili          | 117 |
| Differibili            | 105 |
| Brevi                  | 106 |
| Urgenti                | 0   |
| Attesa media           | 109 |



| Consuntivo prestazioni |     |
|------------------------|-----|
| Tot. P                 | 247 |
| Tot. D                 | 379 |
| Tot. B                 | 134 |
| Tot. U                 | 0   |
| Tot. Prestazioni       | 760 |
| Tot. P >180            | 123 |
| Tot. D >30             | 336 |
| Tot. B >10             | 123 |
| Tot. U >3              | 0   |
| Tot. fuori tempo       | 582 |
| Senza Biffatura        | 8   |

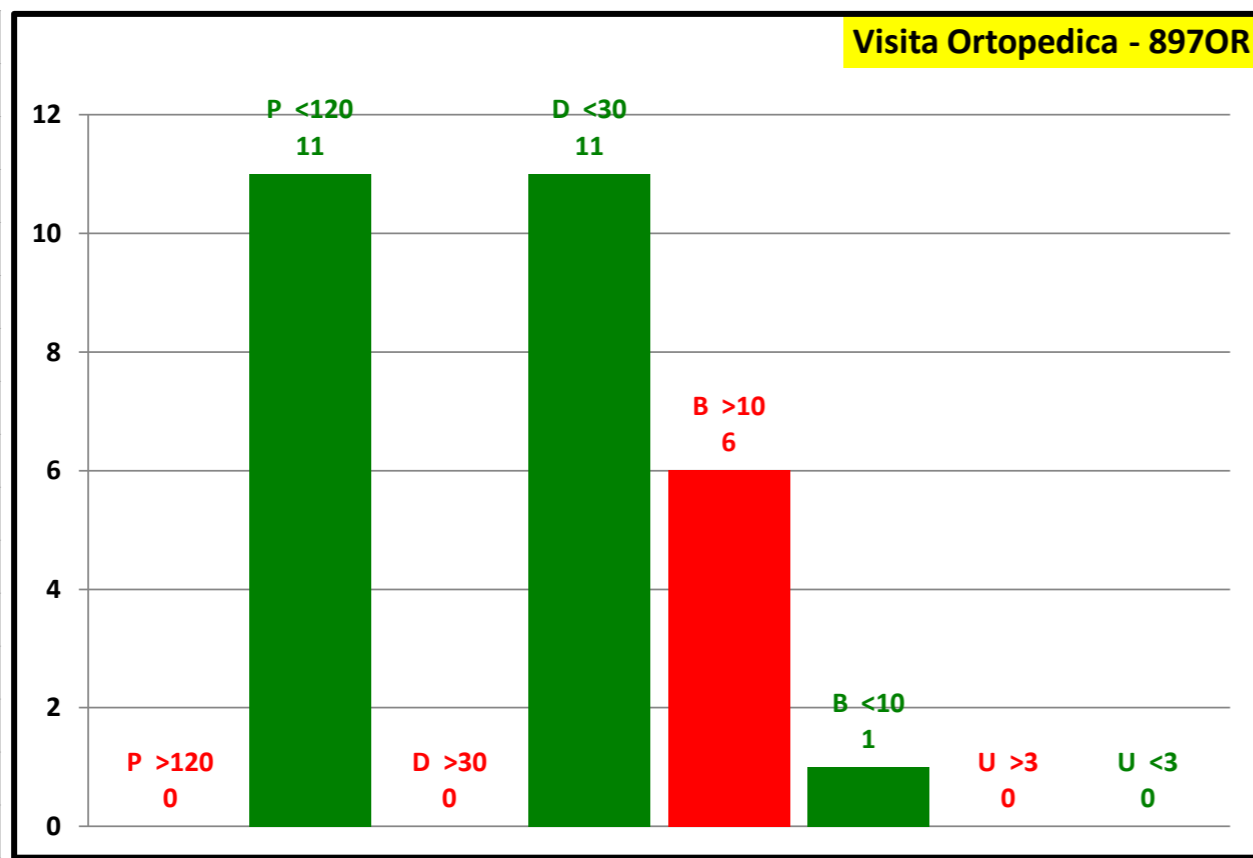




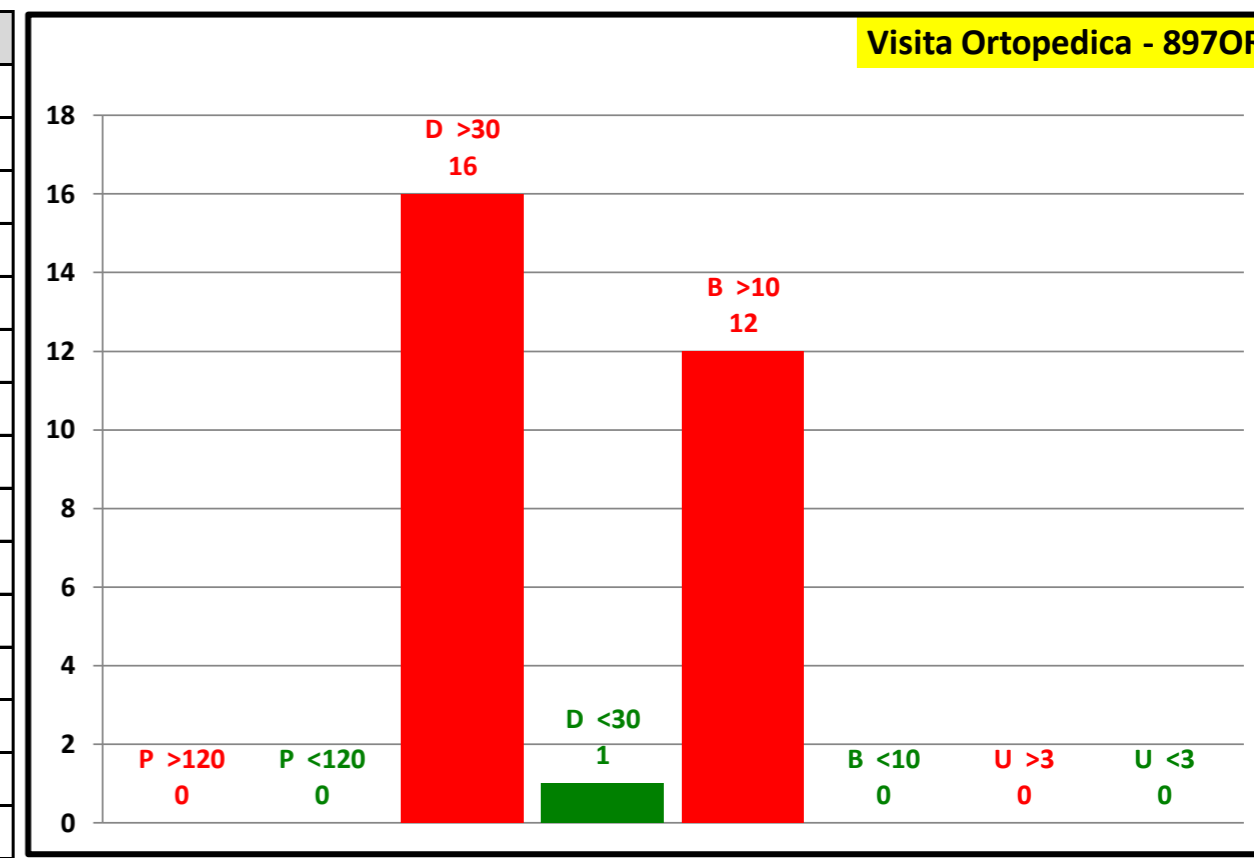
# Governo liste d'attesa

## Rilevazione mensile tempi d'attesa prestazioni ambulatoriali critiche - giugno-2022

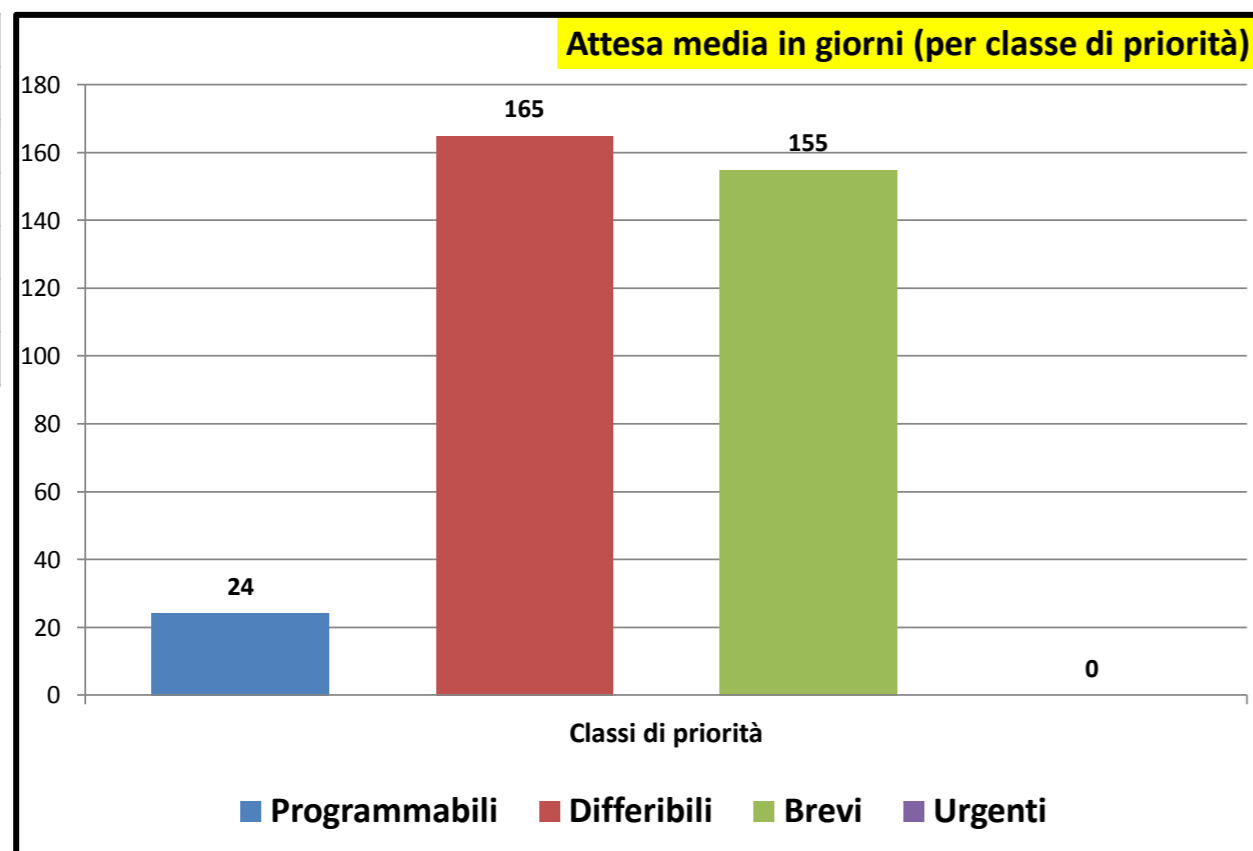
| P.O. GASPARE RODOLICO |    |         |
|-----------------------|----|---------|
| P >120                |    |         |
| P <120                | 11 | 100,0 % |
| P Tot                 | 11 |         |
| D >30                 |    |         |
| D <30                 | 11 | 100,0 % |
| D Tot                 | 11 |         |
| B >10                 | 6  | 85,7 %  |
| B <10                 | 1  | 14,3 %  |
| B Tot                 | 7  |         |
| U >3                  |    |         |
| U <3                  |    |         |
| U Tot                 |    |         |



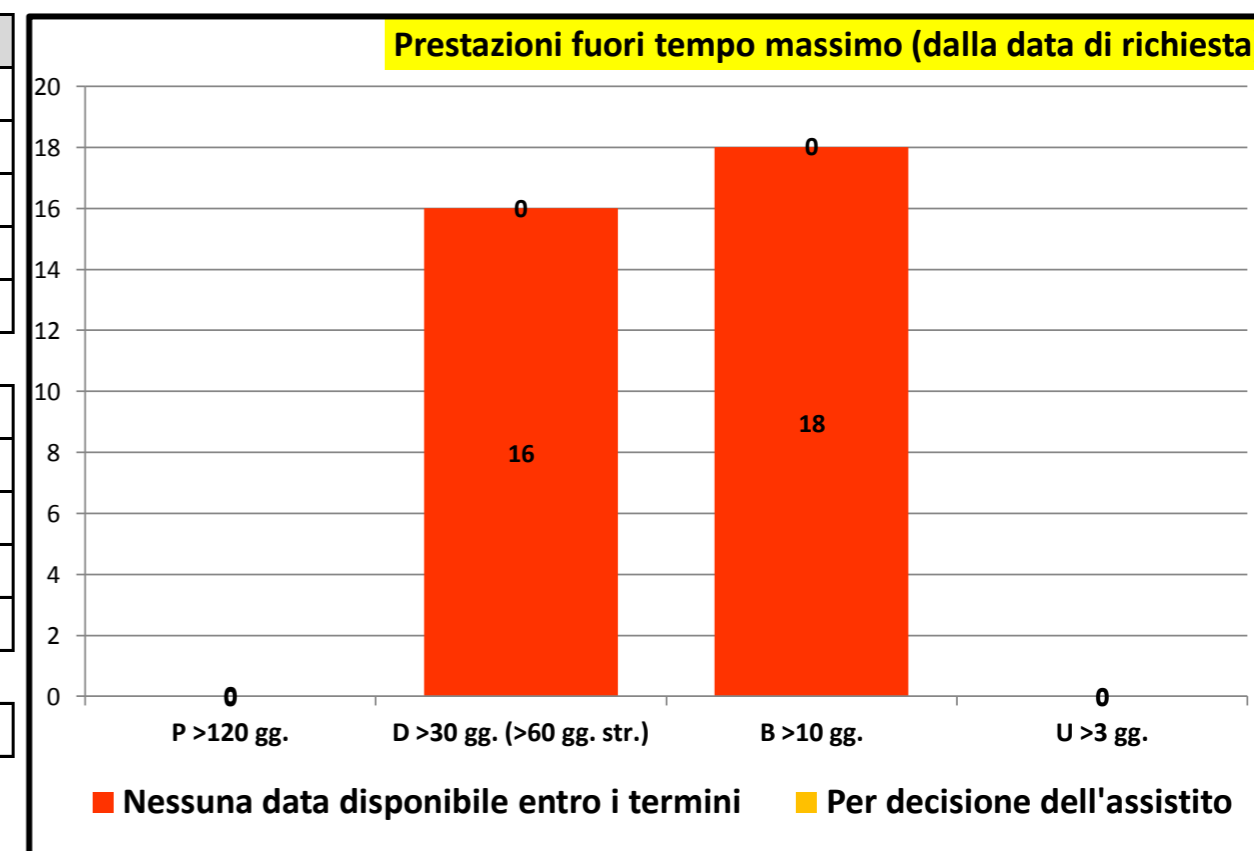
| P.O. SAN MARCO |    |         |
|----------------|----|---------|
| P >120         |    |         |
| P <120         |    |         |
| P Tot          |    |         |
| D >30          | 16 | 94,1 %  |
| D <30          | 1  | 5,9 %   |
| D Tot          | 17 |         |
| B >10          | 12 | 100,0 % |
| B <10          |    |         |
| B Tot          | 12 |         |
| U >3           |    |         |
| U <3           |    |         |
| U Tot          |    |         |



| Attesa media in giorni |     |
|------------------------|-----|
| Programmabili          | 24  |
| Differibili            | 165 |
| Brevi                  | 155 |
| Urgenti                | 0   |
| Attesa media           | 135 |

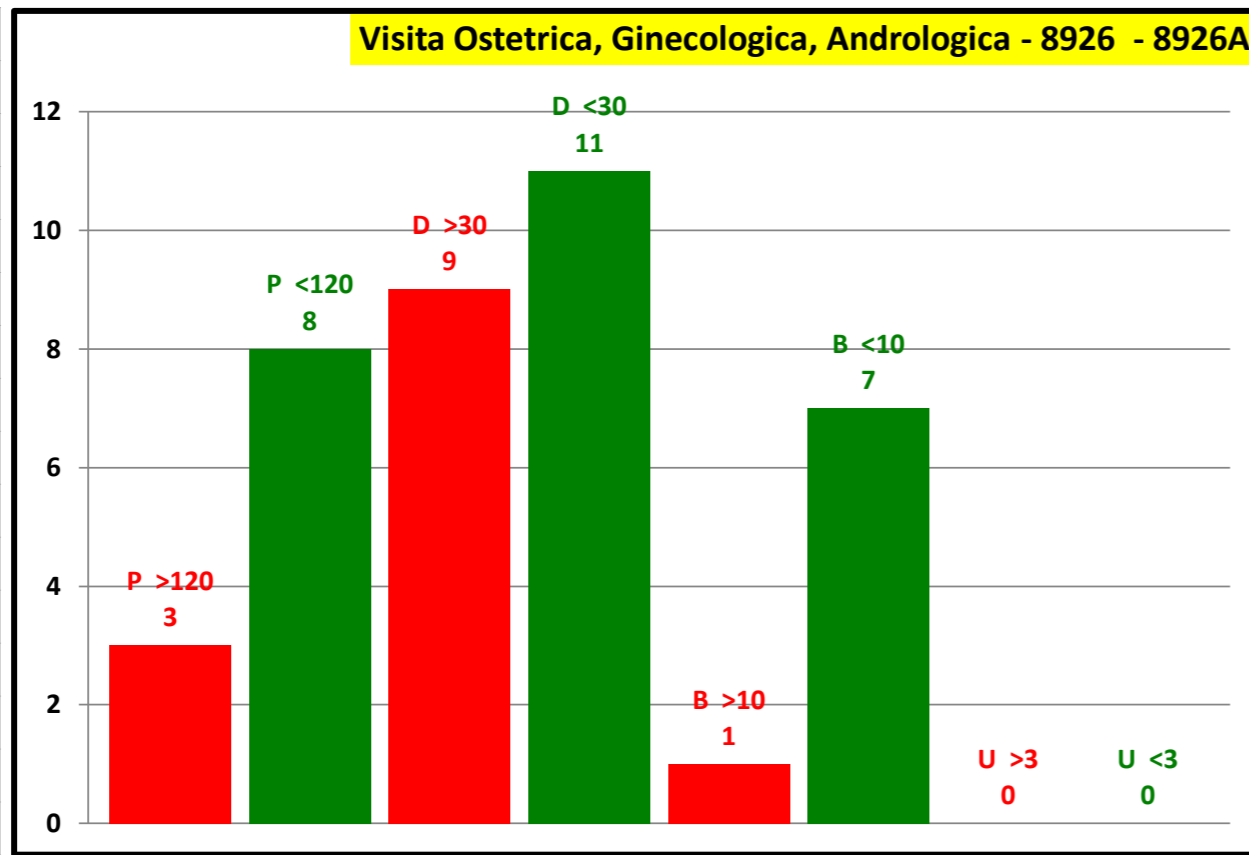


| Consuntivo prestazioni |    |
|------------------------|----|
| Tot. P                 | 11 |
| Tot. D                 | 28 |
| Tot. B                 | 19 |
| Tot. U                 | 0  |
| Tot. Prestazioni       | 58 |
| Tot. P >180            | 0  |
| Tot. D >30             | 16 |
| Tot. B >10             | 18 |
| Tot. U >3              | 0  |
| Tot. fuori tempo       | 34 |
| Senza Biffatura        | 0  |

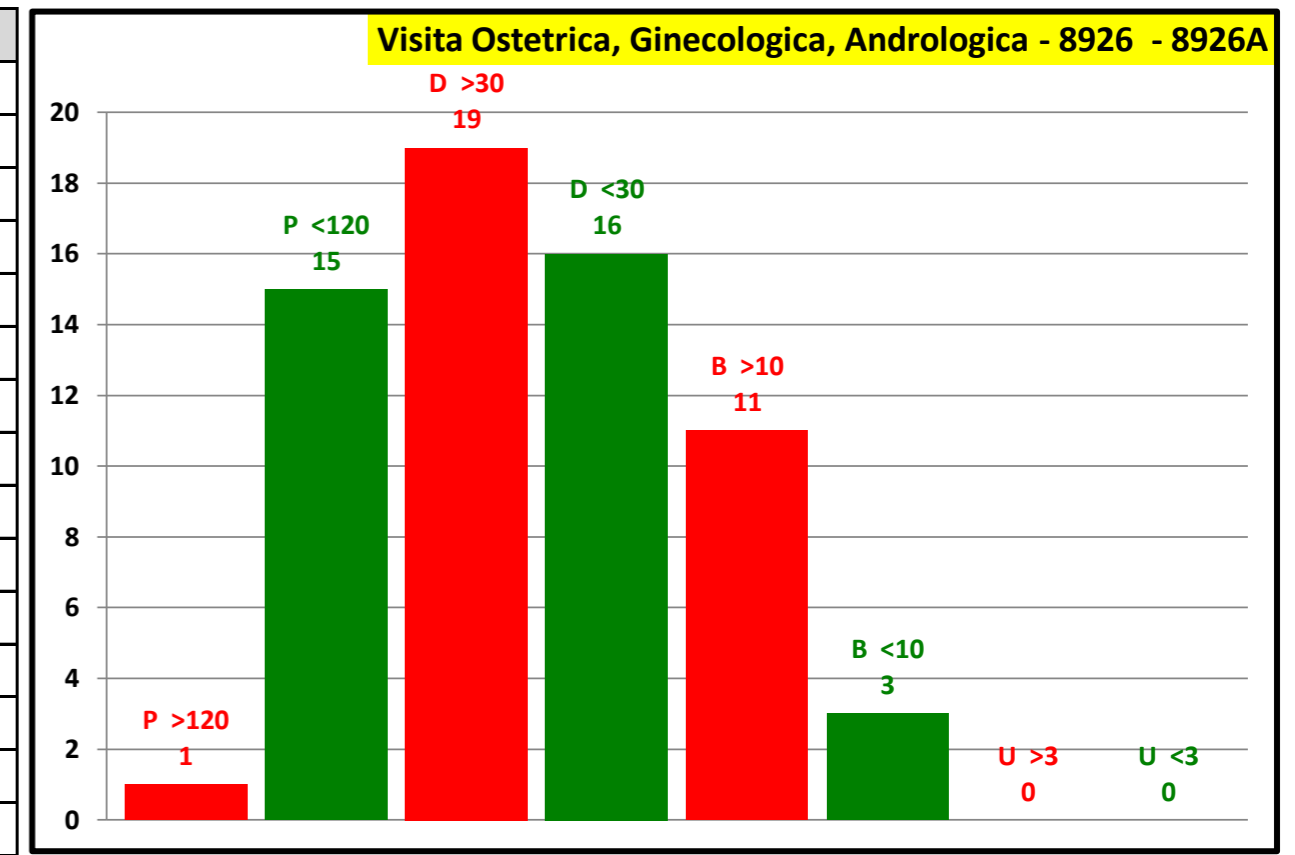


## Rilevazione mensile tempi d'attesa prestazioni ambulatoriali critiche - giugno/2022

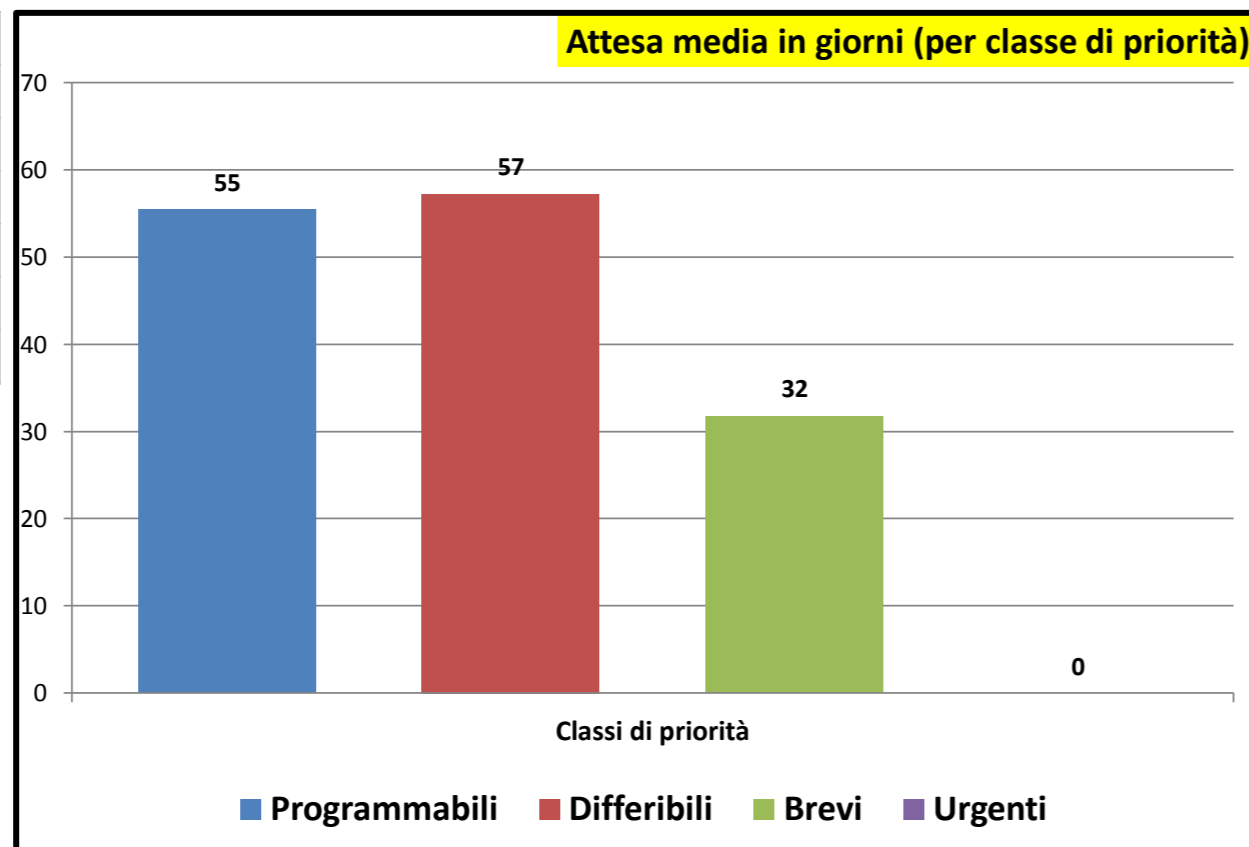
| P.O. GASPARE RODOLICO |    |        |
|-----------------------|----|--------|
| P >120                | 3  | 27,3 % |
| P <120                | 8  | 72,7 % |
| P Tot                 | 11 |        |
| D >30                 | 9  | 45,0 % |
| D <30                 | 11 | 55,0 % |
| D Tot                 | 20 |        |
| B >10                 | 1  | 12,5 % |
| B <10                 | 7  | 87,5 % |
| B Tot                 | 8  |        |
| U >3                  |    |        |
| U <3                  |    |        |
| U Tot                 |    |        |



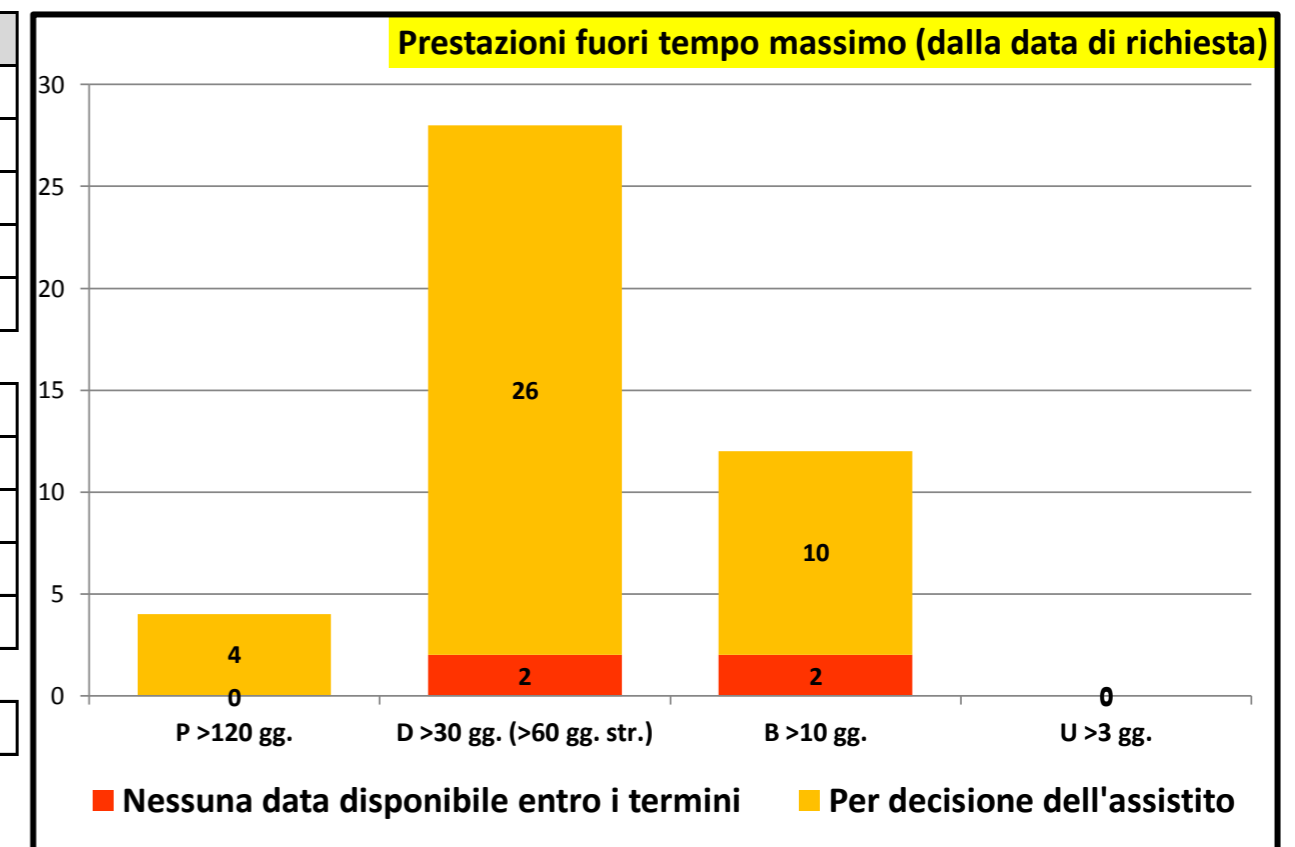
| P.O. SAN MARCO |    |        |
|----------------|----|--------|
| P >120         | 1  | 6,3 %  |
| P <120         | 15 | 93,8 % |
| P Tot          | 16 |        |
| D >30          | 19 | 54,3 % |
| D <30          | 16 | 45,7 % |
| D Tot          | 35 |        |
| B >10          | 11 | 78,6 % |
| B <10          | 3  | 21,4 % |
| B Tot          | 14 |        |
| U >3           |    |        |
| U <3           |    |        |
| U Tot          |    |        |



| Attesa media in giorni |    |
|------------------------|----|
| Programmabili          | 55 |
| Differibili            | 57 |
| Brevi                  | 32 |
| Urgenti                | 0  |
| Attesa media           | 51 |

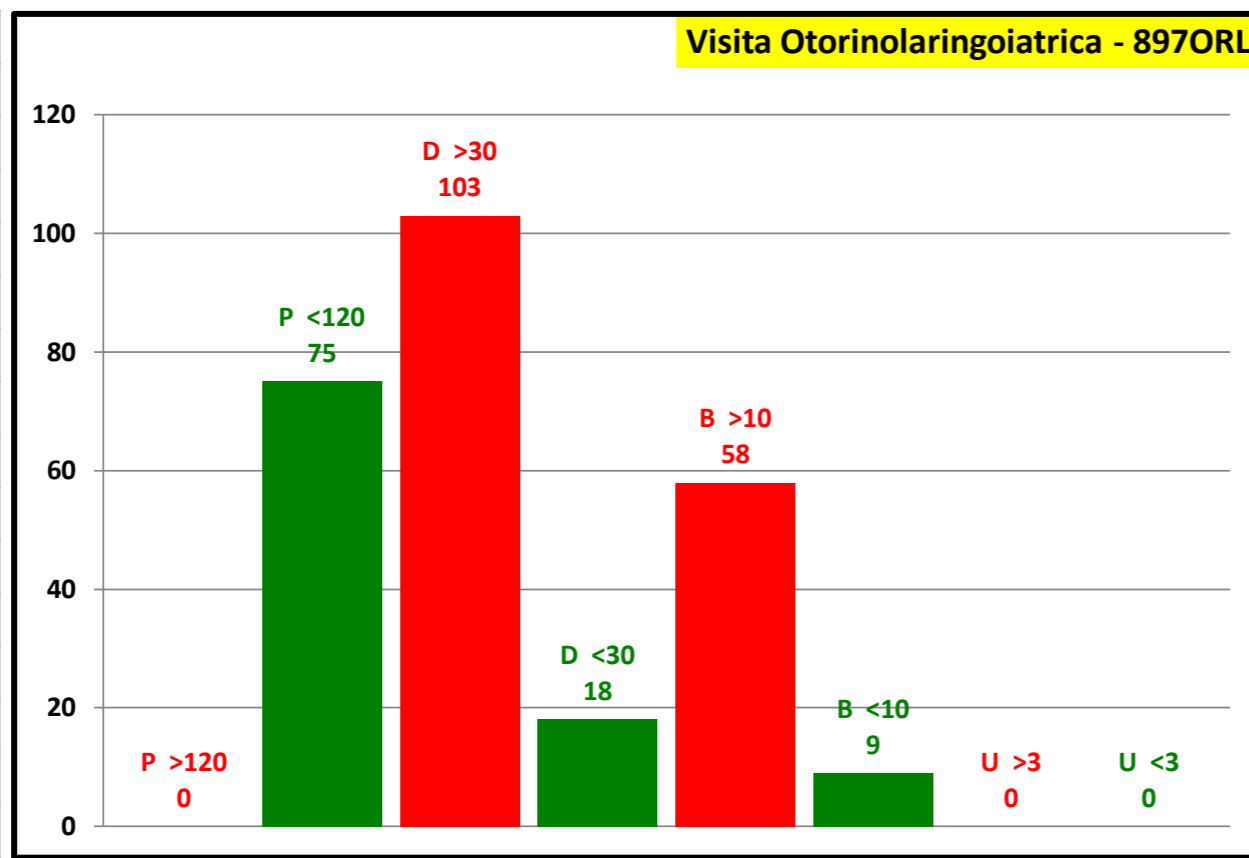


| Consuntivo prestazioni |     |
|------------------------|-----|
| Tot. P                 | 27  |
| Tot. D                 | 55  |
| Tot. B                 | 22  |
| Tot. U                 | 0   |
| Tot. Prestazioni       | 104 |
| Tot. P >180            | 4   |
| Tot. D >30             | 28  |
| Tot. B >10             | 12  |
| Tot. U >3              | 0   |
| Tot. fuori tempo       | 44  |
| Senza Biffatura        | 4   |

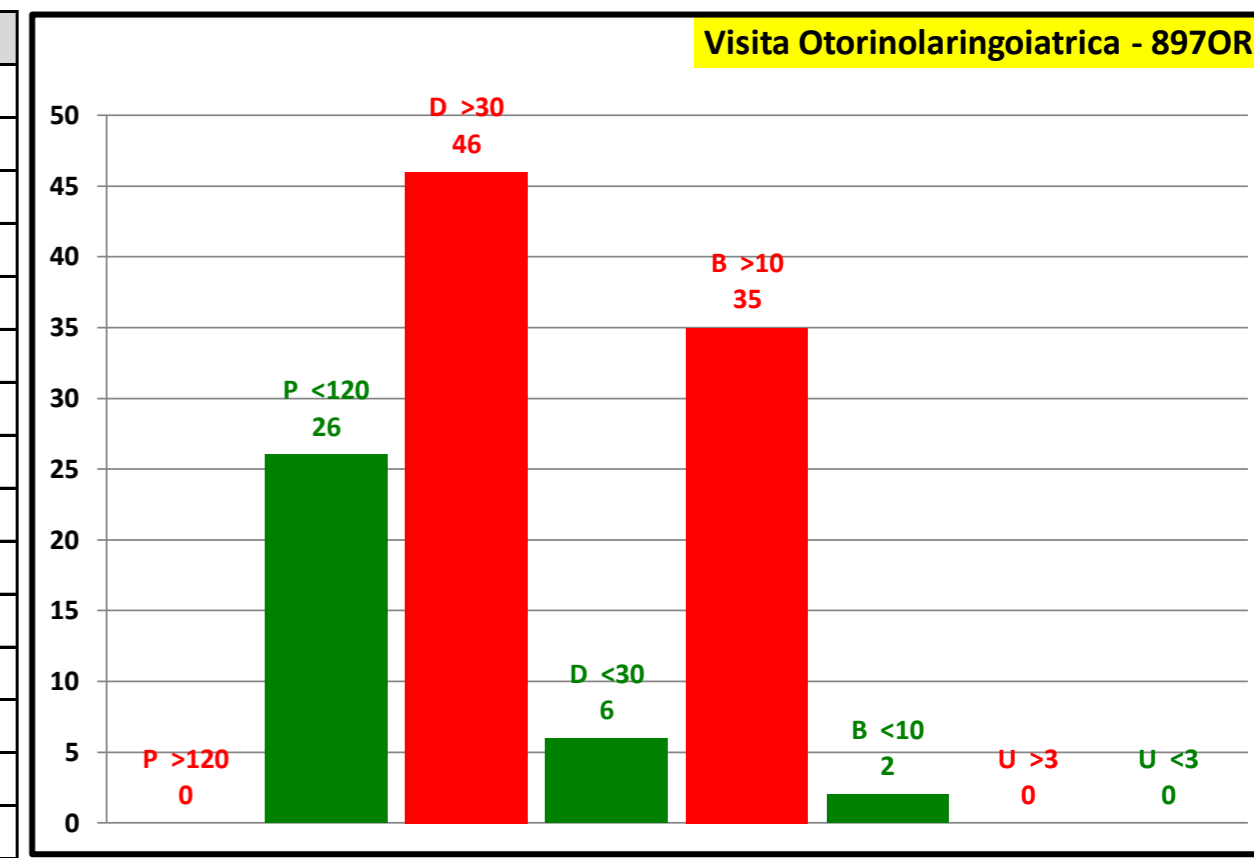


## Rilevazione mensile tempi d'attesa prestazioni ambulatoriali critiche - giugno/2022

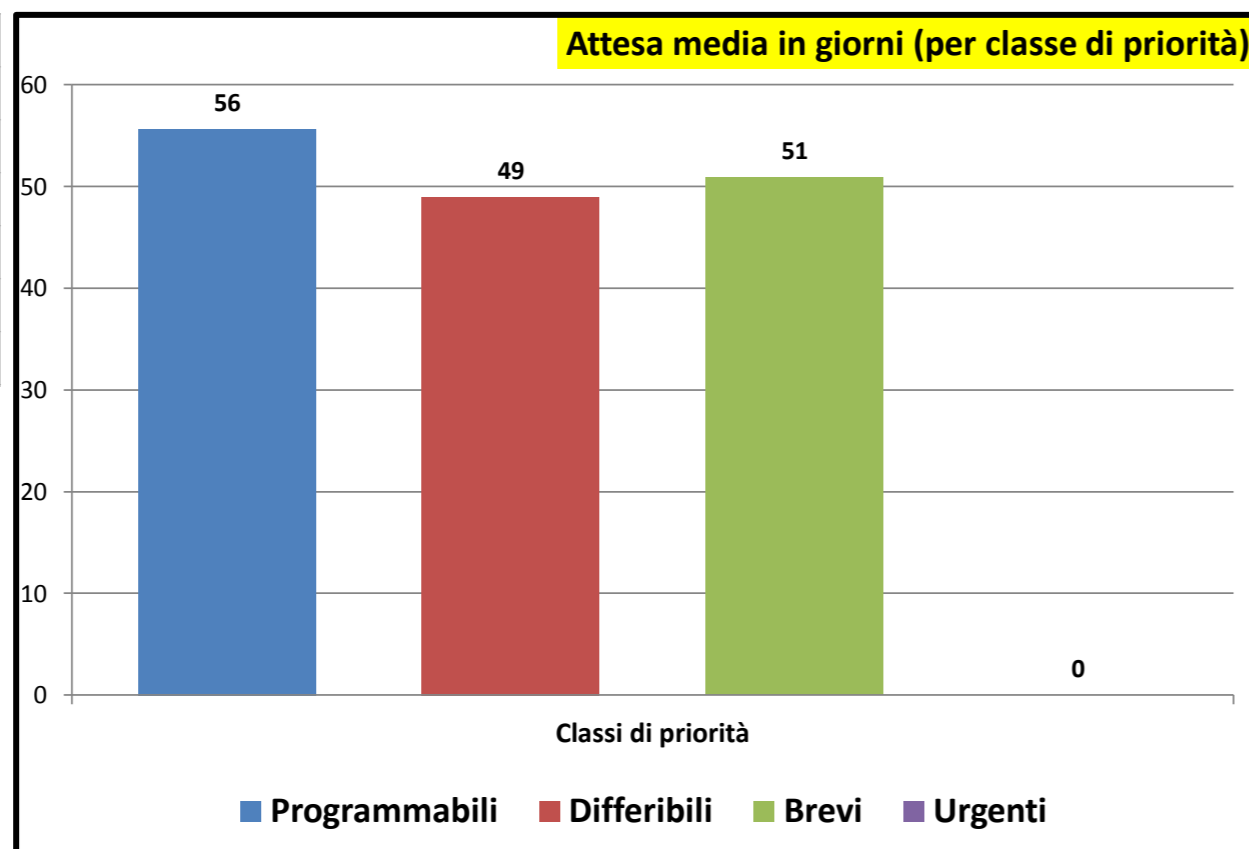
| P.O. GASPARE RODOLICO |     |         |
|-----------------------|-----|---------|
| P >120                |     |         |
| P <120                | 75  | 100,0 % |
| P Tot                 | 75  |         |
| D >30                 | 103 | 85,1 %  |
| D <30                 | 18  | 14,9 %  |
| D Tot                 | 121 |         |
| B >10                 | 58  | 86,6 %  |
| B <10                 | 9   | 13,4 %  |
| B Tot                 | 67  |         |
| U >3                  |     |         |
| U <3                  |     |         |
| U Tot                 |     |         |



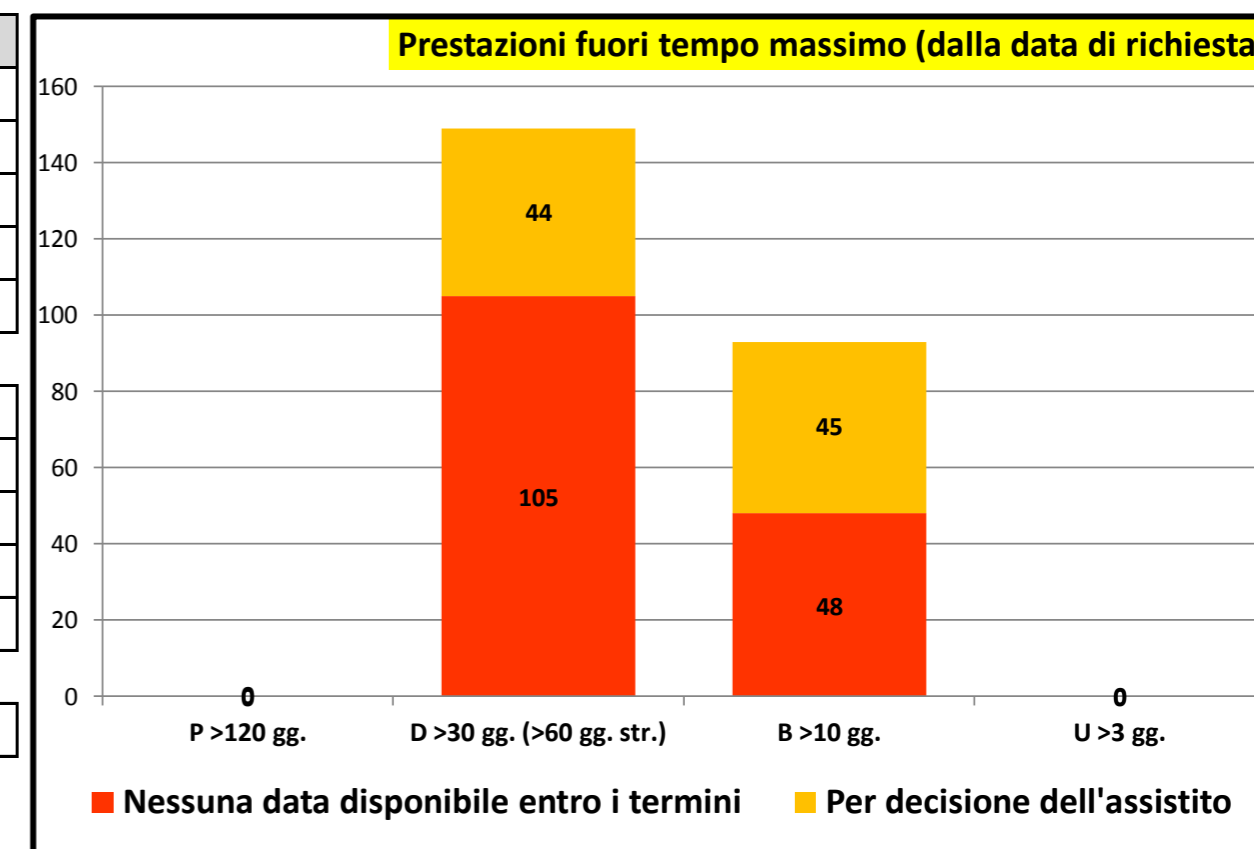
| P.O. SAN MARCO |    |         |
|----------------|----|---------|
| P >120         |    |         |
| P <120         | 26 | 100,0 % |
| P Tot          | 26 |         |
| D >30          | 46 | 88,5 %  |
| D <30          | 6  | 11,5 %  |
| D Tot          | 52 |         |
| B >10          | 35 | 94,6 %  |
| B <10          | 2  | 5,4 %   |
| B Tot          | 37 |         |
| U >3           |    |         |
| U <3           |    |         |
| U Tot          |    |         |



| Attesa media in giorni |    |
|------------------------|----|
| Programmabili          | 56 |
| Differibili            | 49 |
| Brevi                  | 51 |
| Urgenti                | 0  |
| Attesa media           | 51 |



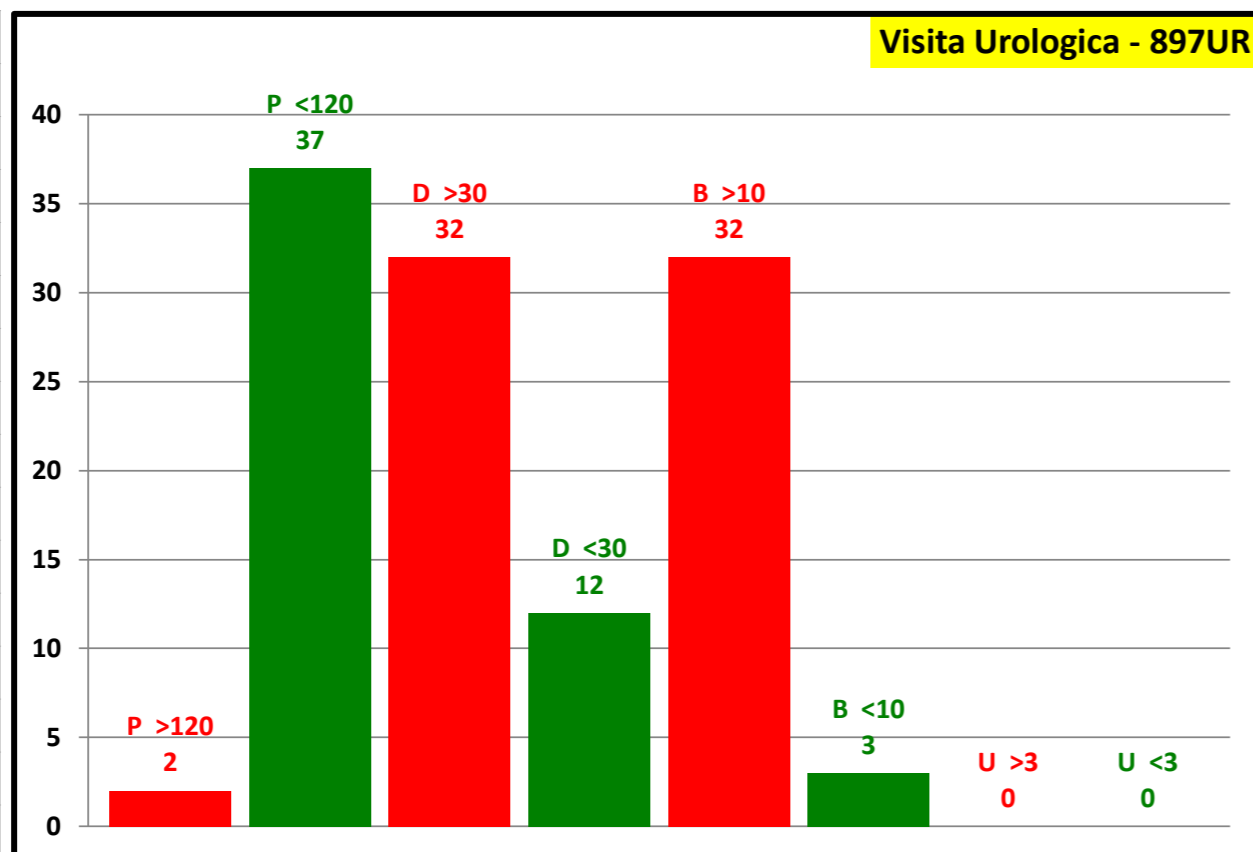
| Consuntivo prestazioni |     |
|------------------------|-----|
| Tot. P                 | 101 |
| Tot. D                 | 173 |
| Tot. B                 | 104 |
| Tot. U                 | 0   |
| Tot. Prestazioni       | 378 |
| Tot. P >180            | 0   |
| Tot. D >30             | 149 |
| Tot. B >10             | 93  |
| Tot. U >3              | 0   |
| Tot. fuori tempo       | 242 |
| Senza Biffatura        | 1   |



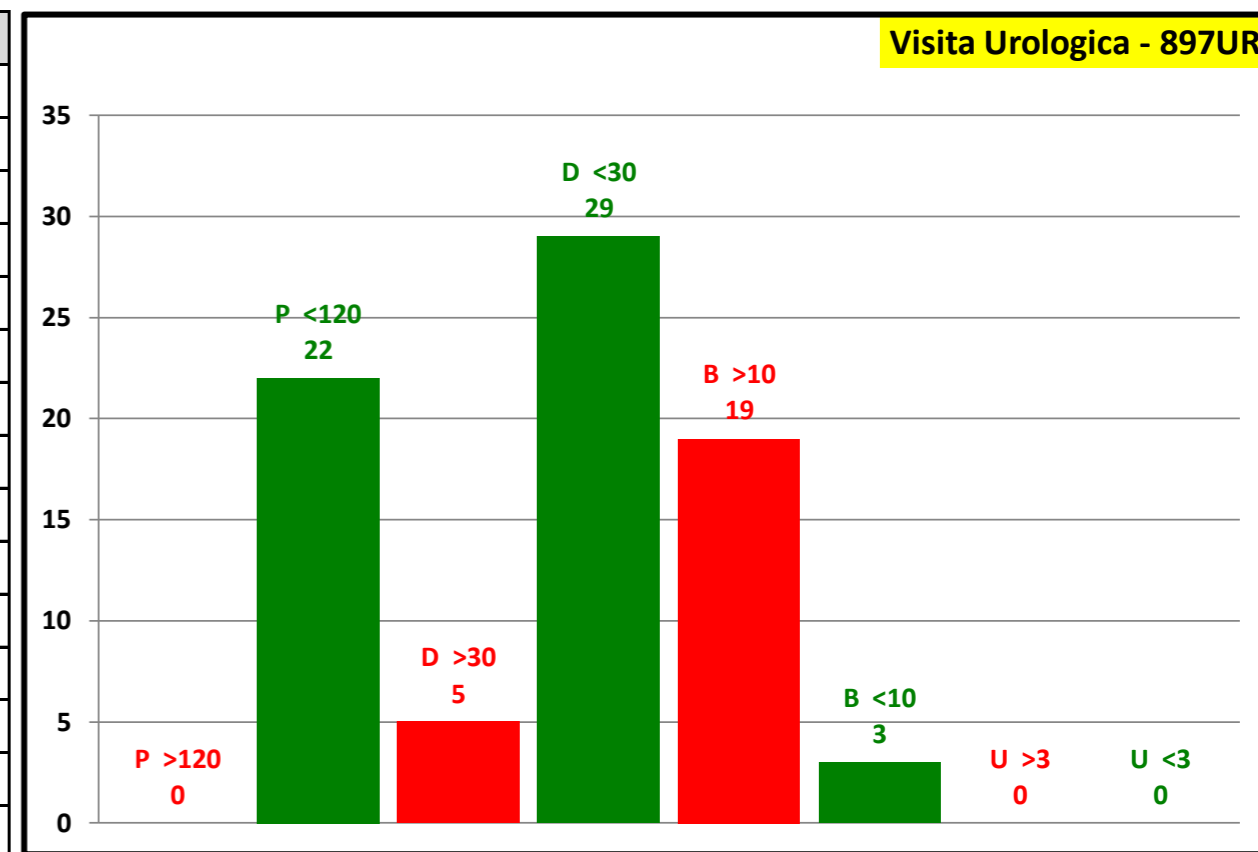


## Rilevazione mensile tempi d'attesa prestazioni ambulatoriali critiche - giugno/2022

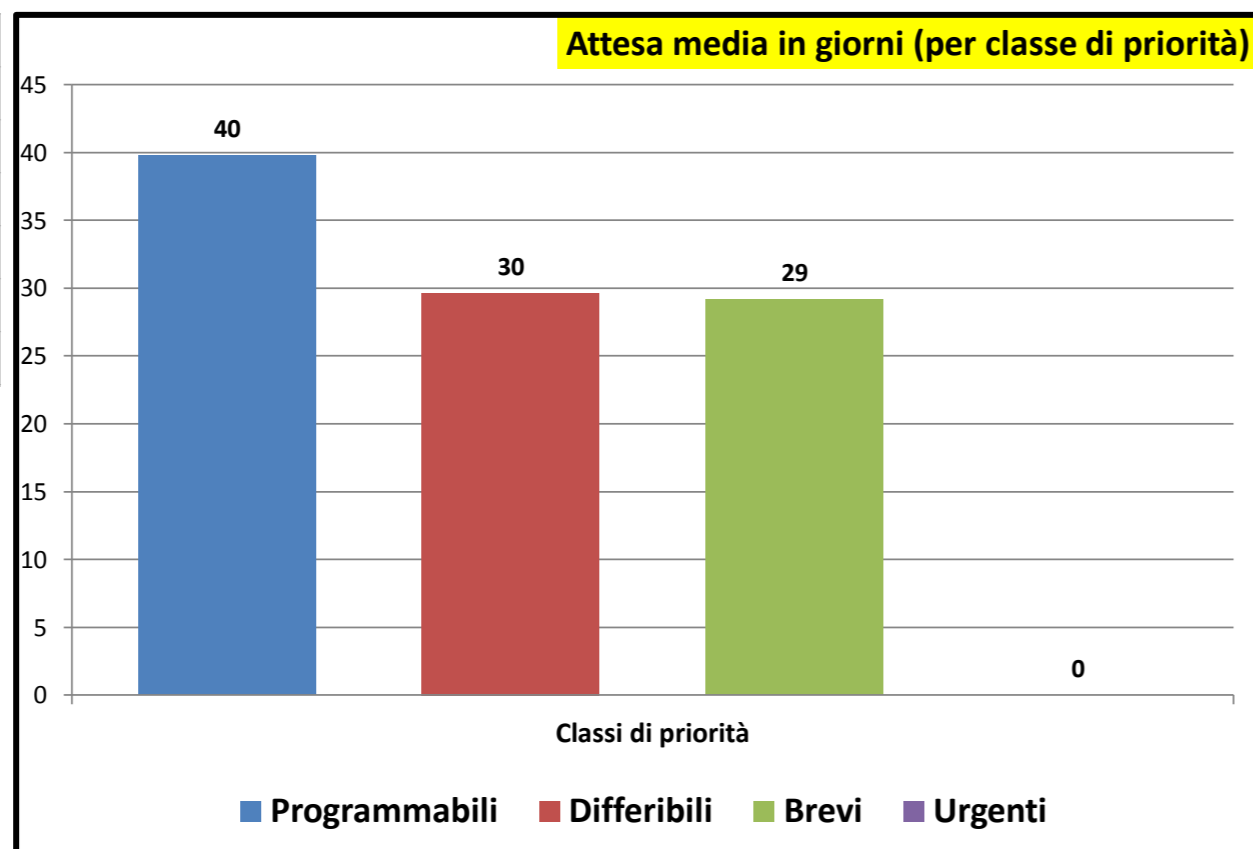
| P.O. GASPARE RODOLICO |    |        |
|-----------------------|----|--------|
| P >120                | 2  | 5,1 %  |
| P <120                | 37 | 94,9 % |
| P Tot                 | 39 |        |
| D >30                 | 32 | 72,7 % |
| D <30                 | 12 | 27,3 % |
| D Tot                 | 44 |        |
| B >10                 | 32 | 91,4 % |
| B <10                 | 3  | 8,6 %  |
| B Tot                 | 35 |        |
| U >3                  |    |        |
| U <3                  |    |        |
| U Tot                 |    |        |



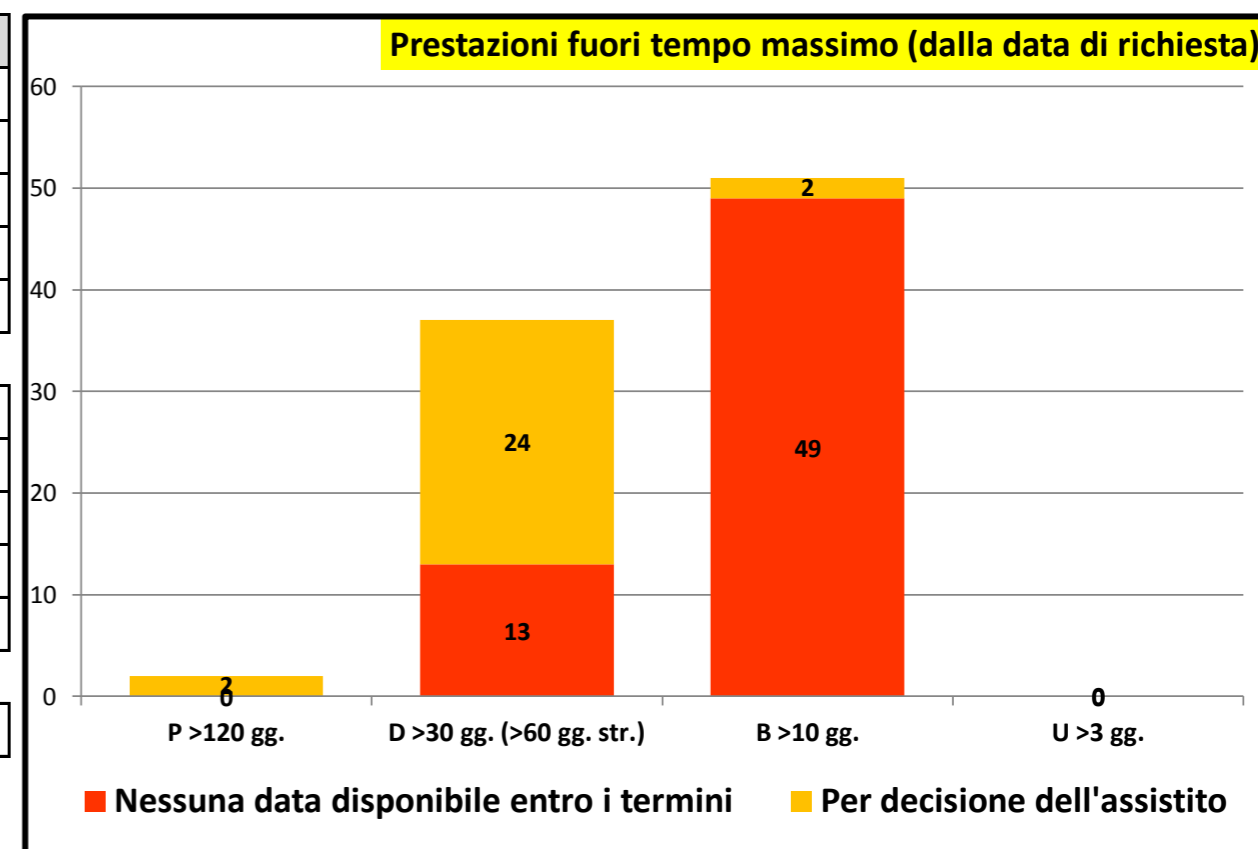
| P.O. SAN MARCO |    |         |
|----------------|----|---------|
| P >120         |    |         |
| P <120         | 22 | 100,0 % |
| P Tot          | 22 |         |
| D >30          | 5  | 14,7 %  |
| D <30          | 29 | 85,3 %  |
| D Tot          | 34 |         |
| B >10          | 19 | 86,4 %  |
| B <10          | 3  | 13,6 %  |
| B Tot          | 22 |         |
| U >3           |    |         |
| U <3           |    |         |
| U Tot          |    |         |



| Attesa media in giorni |    |
|------------------------|----|
| Programmabili          | 40 |
| Differibili            | 30 |
| Brevi                  | 29 |
| Urgenti                | 0  |
| Attesa media           | 33 |

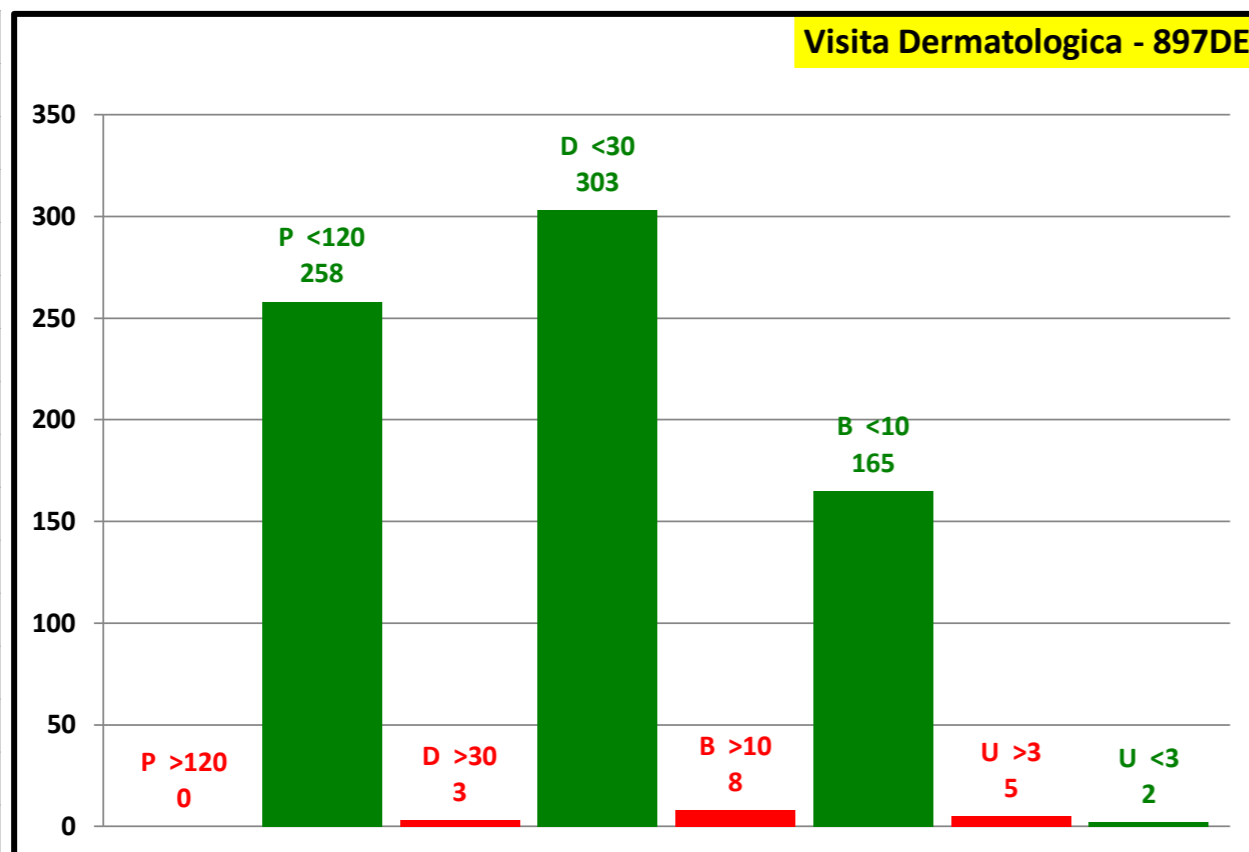


| Consuntivo prestazioni |     |
|------------------------|-----|
| Tot. P                 | 61  |
| Tot. D                 | 78  |
| Tot. B                 | 57  |
| Tot. U                 | 0   |
| Tot. Prestazioni       | 196 |
| Tot. P >180            | 2   |
| Tot. D >30             | 37  |
| Tot. B >10             | 51  |
| Tot. U >3              | 0   |
| Tot. fuori tempo       | 90  |
| Senza Biffatura        | 5   |

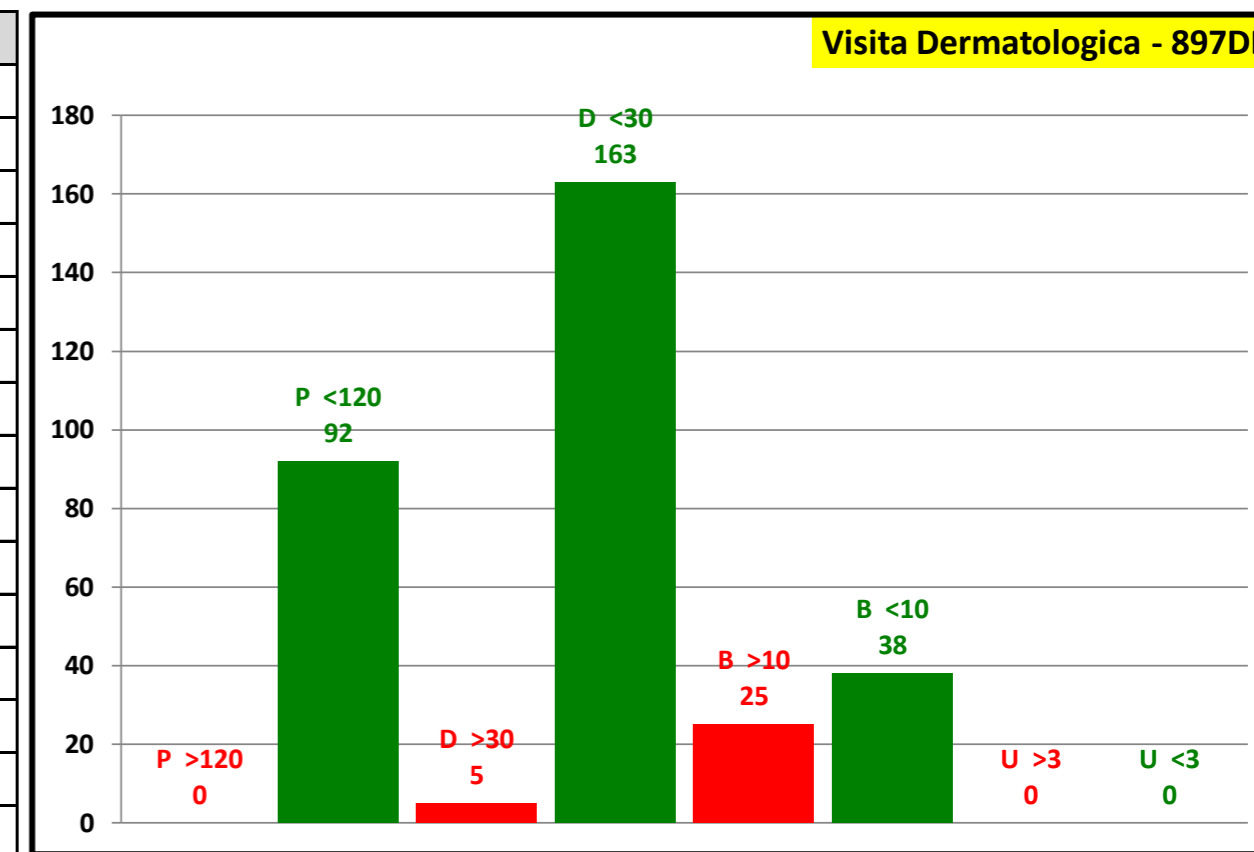


## Rilevazione mensile tempi d'attesa prestazioni ambulatoriali critiche - giugno/2022

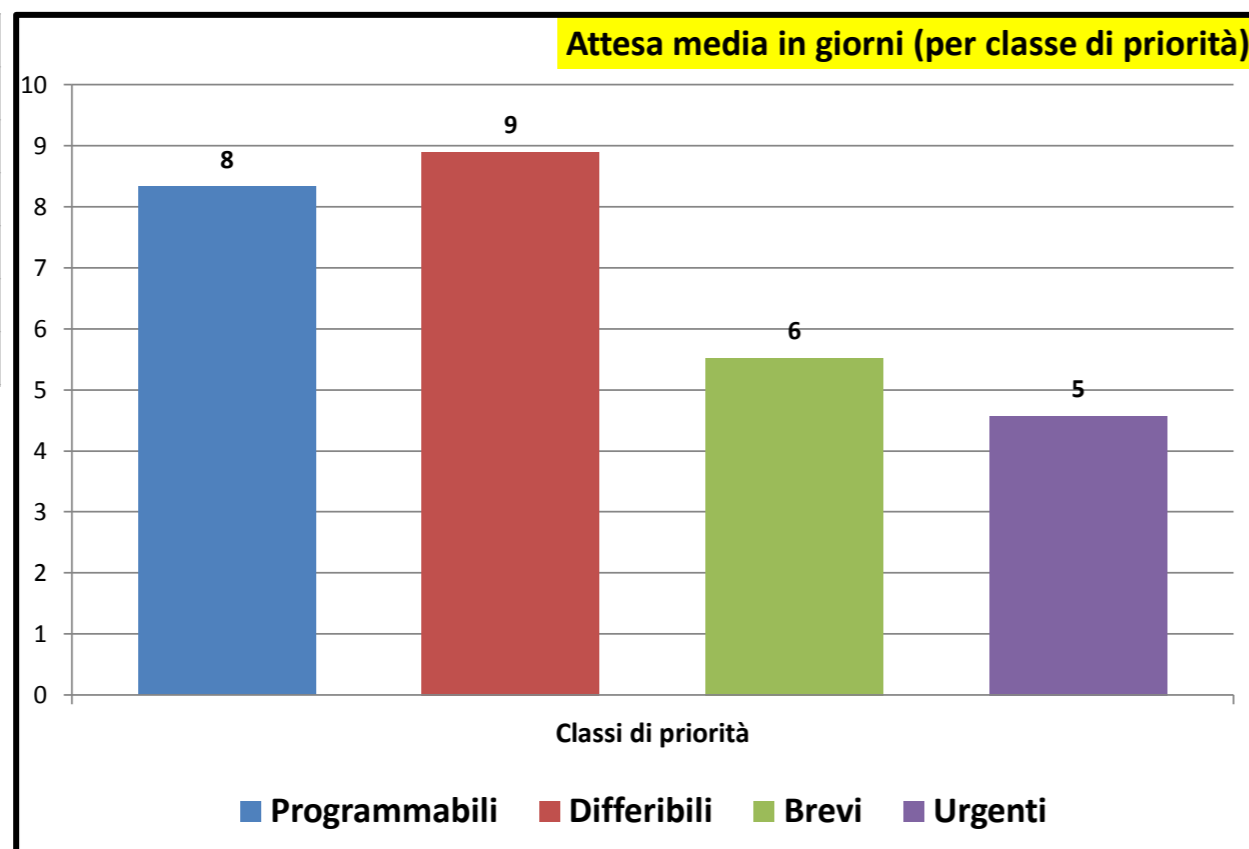
| P.O. GASPARE RODOLICO |     |         |
|-----------------------|-----|---------|
| P >120                |     |         |
| P <120                | 258 | 100,0 % |
| P Tot                 | 258 |         |
| D >30                 | 3   | 1,0 %   |
| D <30                 | 303 | 99,0 %  |
| D Tot                 | 306 |         |
| B >10                 | 8   | 4,6 %   |
| B <10                 | 165 | 95,4 %  |
| B Tot                 | 173 |         |
| U >3                  | 5   | 71,4 %  |
| U <3                  | 2   | 28,6 %  |
| U Tot                 | 7   |         |



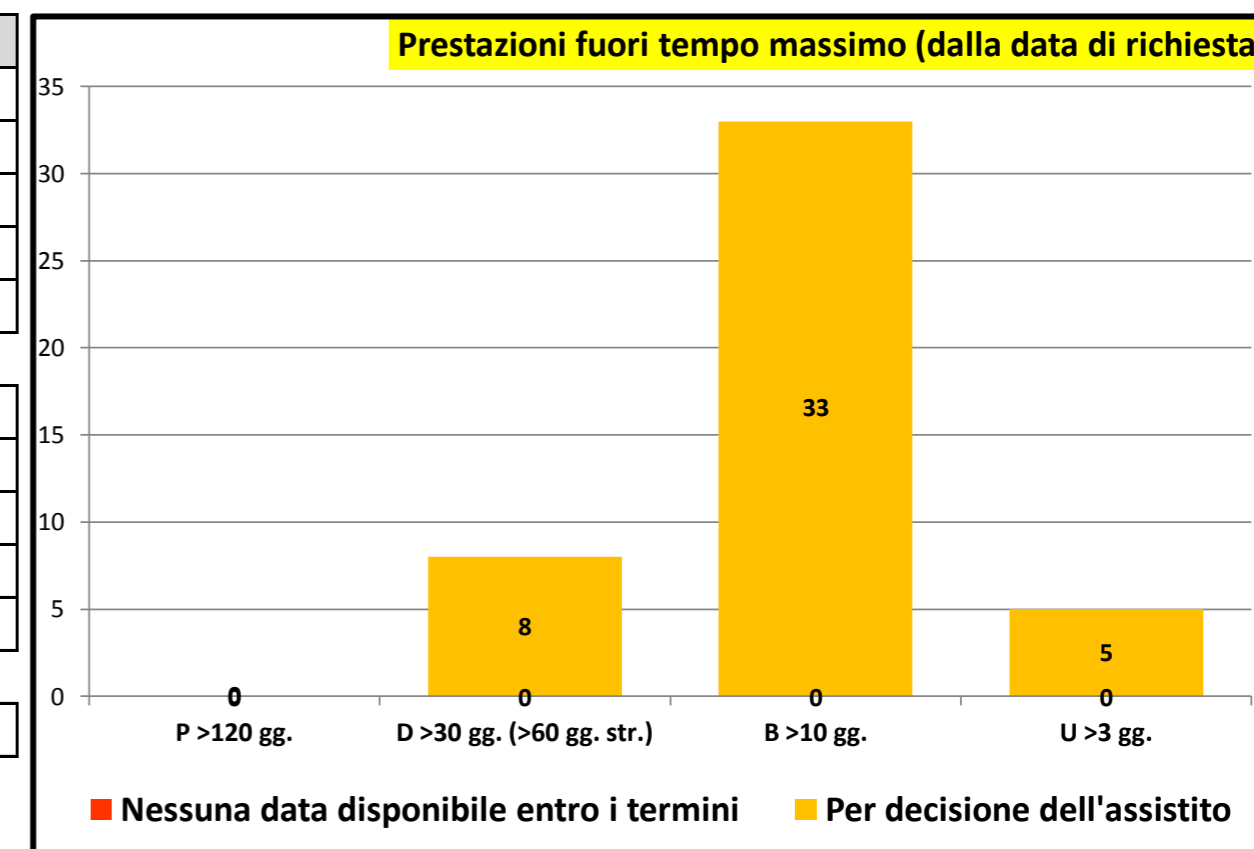
| P.O. SAN MARCO |     |         |
|----------------|-----|---------|
| P >120         |     |         |
| P <120         | 92  | 100,0 % |
| P Tot          | 92  |         |
| D >30          | 5   | 3,0 %   |
| D <30          | 163 | 97,0 %  |
| D Tot          | 168 |         |
| B >10          | 25  | 39,7 %  |
| B <10          | 38  | 60,3 %  |
| B Tot          | 63  |         |
| U >3           |     |         |
| U <3           |     |         |
| U Tot          |     |         |



| Attesa media in giorni |   |
|------------------------|---|
| Programmabili          | 8 |
| Differibili            | 9 |
| Brevi                  | 6 |
| Urgenti                | 5 |
| Attesa media           | 8 |

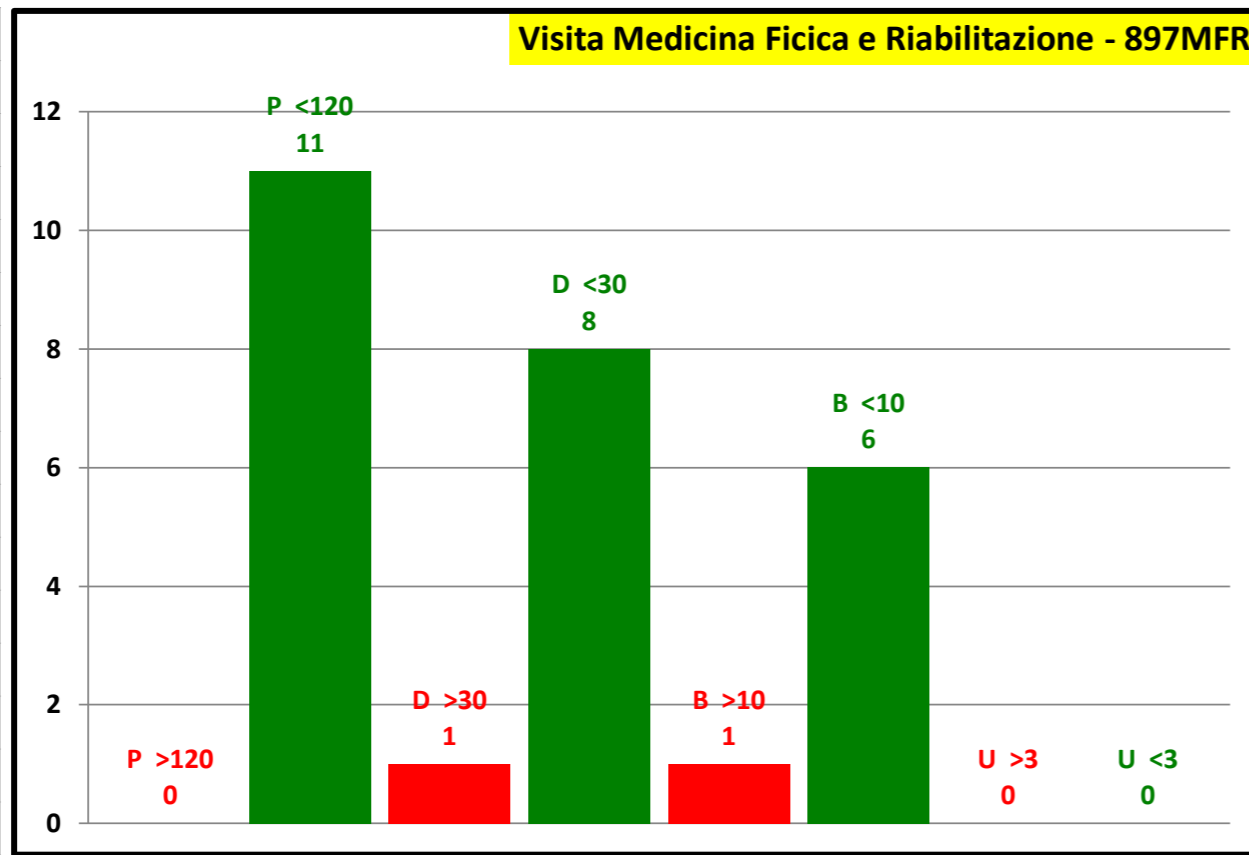


| Consuntivo prestazioni |      |
|------------------------|------|
| Tot. P                 | 350  |
| Tot. D                 | 474  |
| Tot. B                 | 236  |
| Tot. U                 | 7    |
| Tot. Prestazioni       | 1067 |
| Tot. P >180            | 0    |
| Tot. D >30             | 8    |
| Tot. B >10             | 33   |
| Tot. U >3              | 5    |
| Tot. fuori tempo       | 46   |
| Senza Biffatura        | 8    |

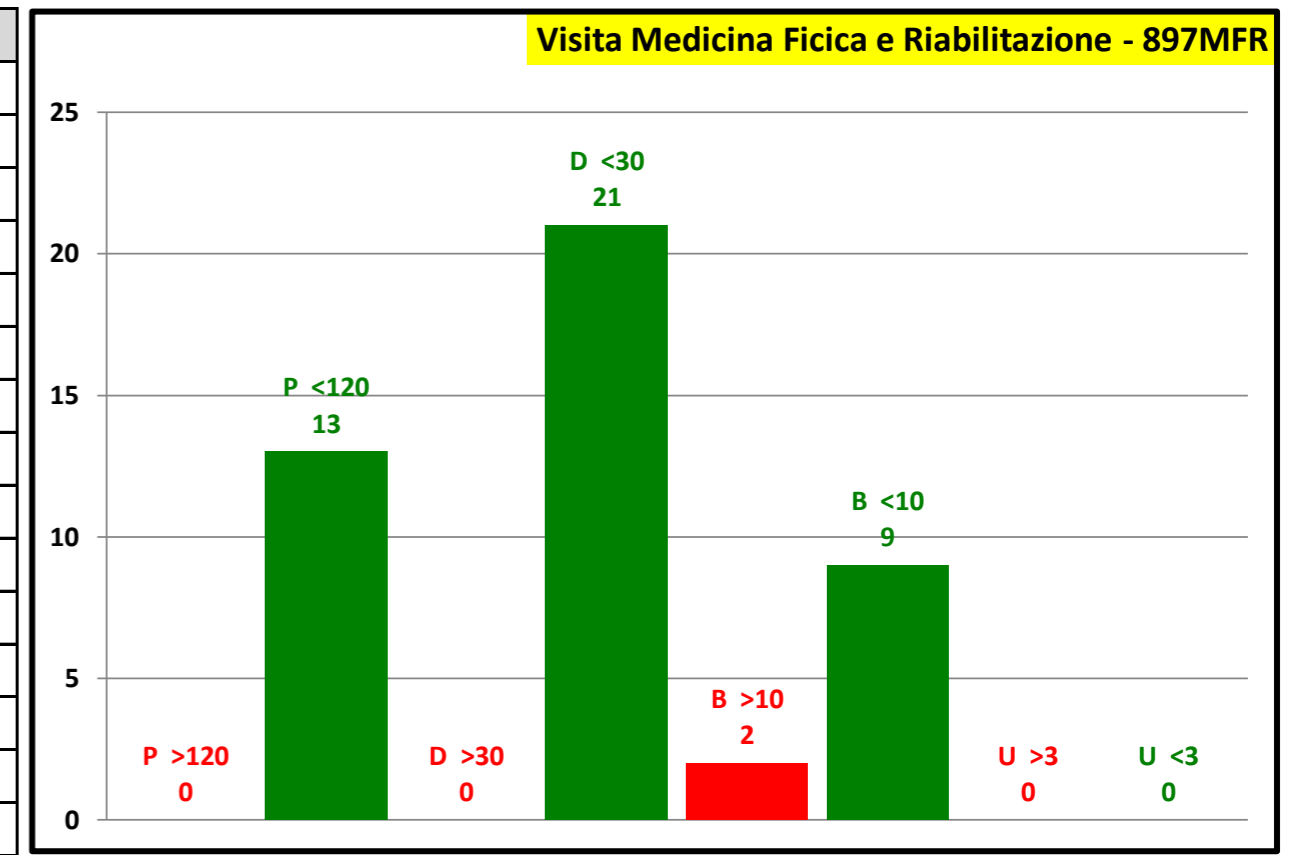


## Rilevazione mensile tempi d'attesa prestazioni ambulatoriali critiche - giugno/2022

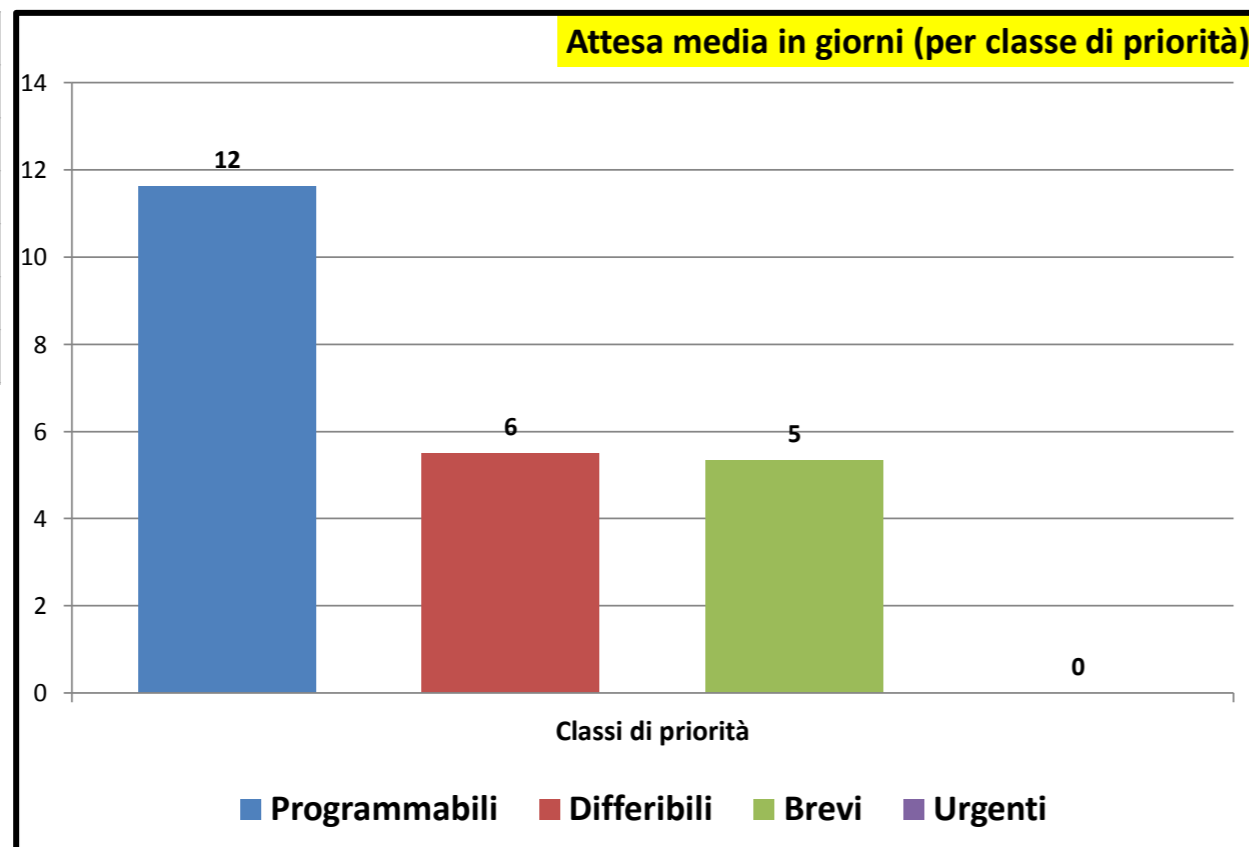
| P.O. GASPARE RODOLICO |    |         |
|-----------------------|----|---------|
| P >120                |    |         |
| P <120                | 11 | 100,0 % |
| P Tot                 | 11 |         |
| D >30                 | 1  | 11,1 %  |
| D <30                 | 8  | 88,9 %  |
| D Tot                 | 9  |         |
| B >10                 | 1  | 14,3 %  |
| B <10                 | 6  | 85,7 %  |
| B Tot                 | 7  |         |
| U >3                  |    |         |
| U <3                  |    |         |
| U Tot                 |    |         |



| P.O. SAN MARCO |    |         |
|----------------|----|---------|
| P >120         |    |         |
| P <120         | 13 | 100,0 % |
| P Tot          | 13 |         |
| D >30          |    |         |
| D <30          | 21 | 100,0 % |
| D Tot          | 21 |         |
| B >10          | 2  | 18,2 %  |
| B <10          | 9  | 81,8 %  |
| B Tot          | 11 |         |
| U >3           |    |         |
| U <3           |    |         |
| U Tot          |    |         |



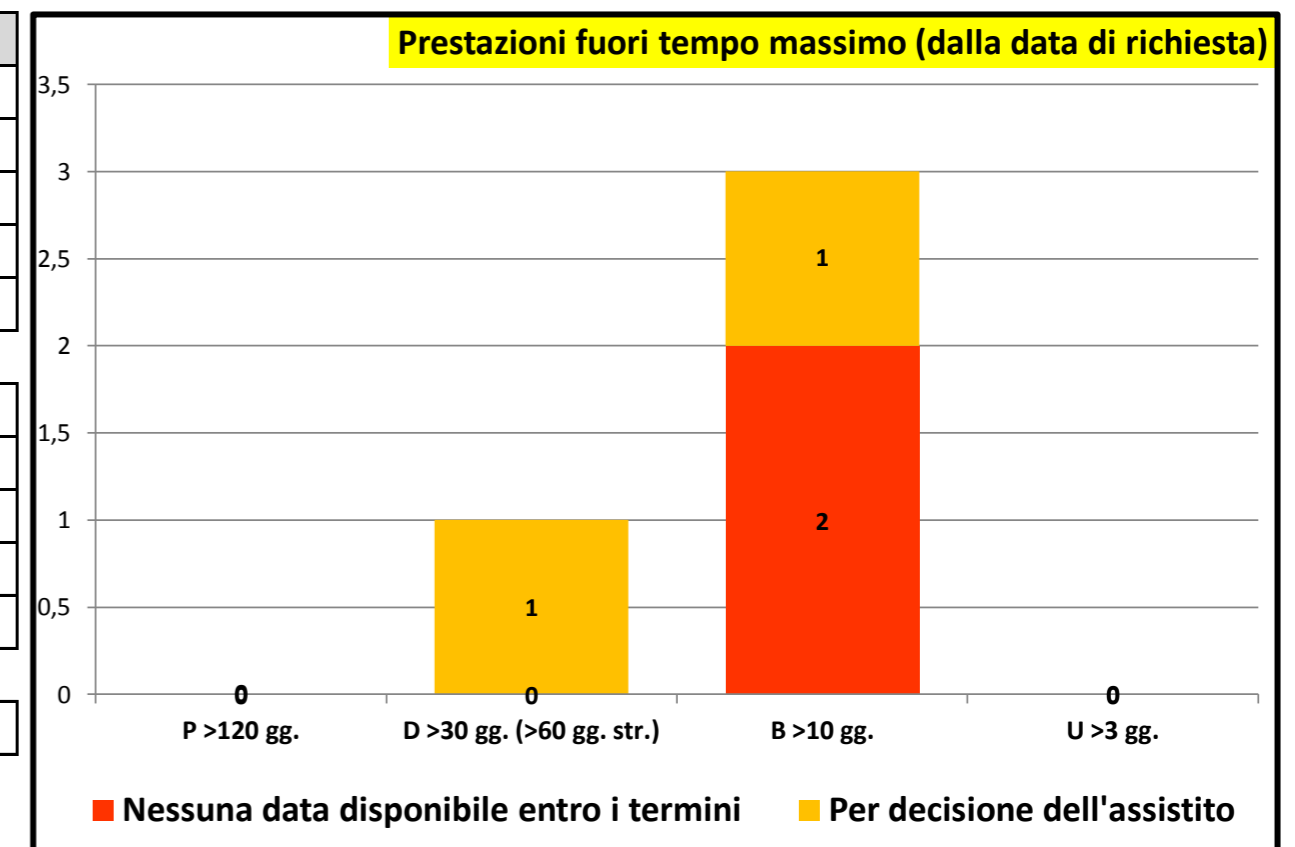
| Attesa media in giorni |    |
|------------------------|----|
| Programmabili          | 12 |
| Differibili            | 6  |
| Brevi                  | 5  |
| Urgenti                | 0  |
| Attesa media           | 8  |



| Consuntivo prestazioni |    |
|------------------------|----|
| Tot. P                 | 24 |
| Tot. D                 | 30 |
| Tot. B                 | 18 |
| Tot. U                 | 0  |
| Tot. Prestazioni       | 72 |

|                  |   |
|------------------|---|
| Tot. P >180      | 0 |
| Tot. D >30       | 1 |
| Tot. B >10       | 3 |
| Tot. U >3        | 0 |
| Tot. fuori tempo | 4 |

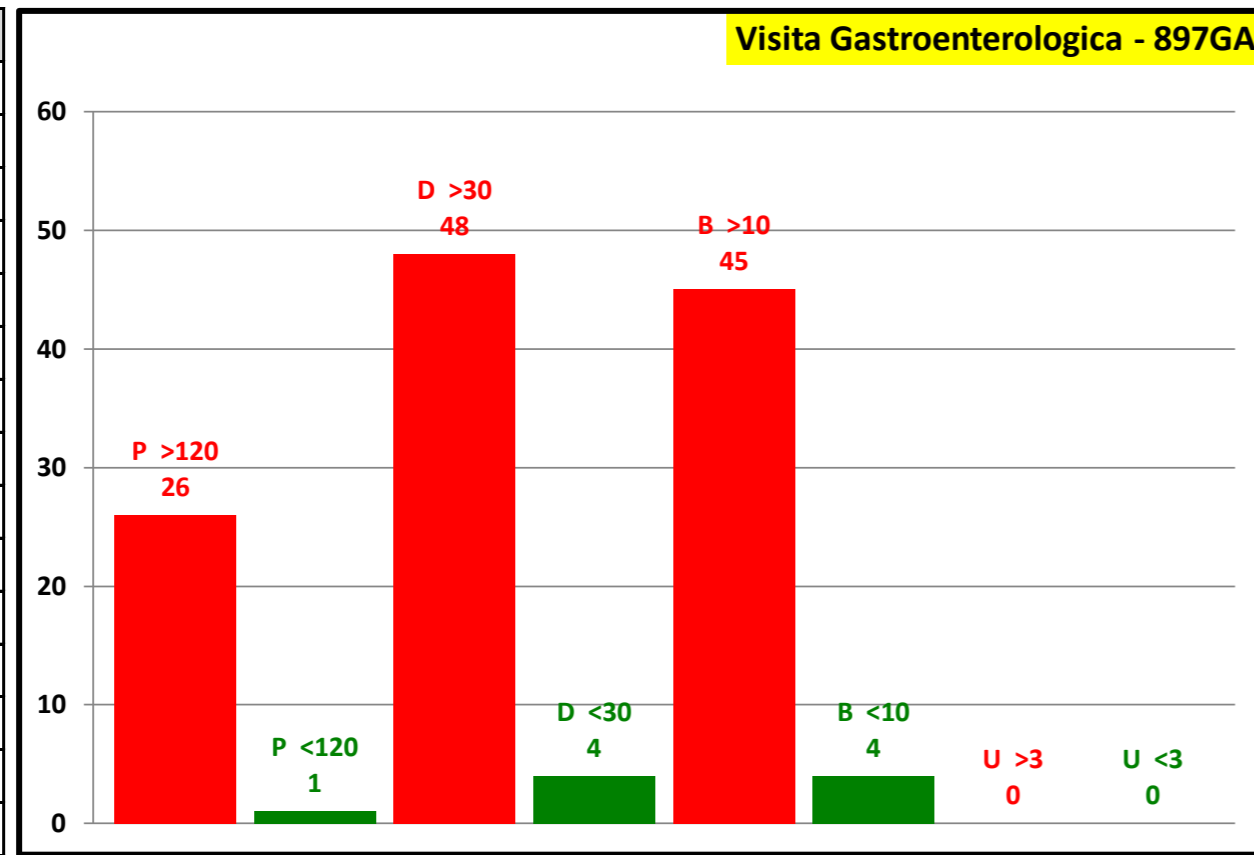
|                 |   |
|-----------------|---|
| Senza Biffatura | 1 |
|-----------------|---|



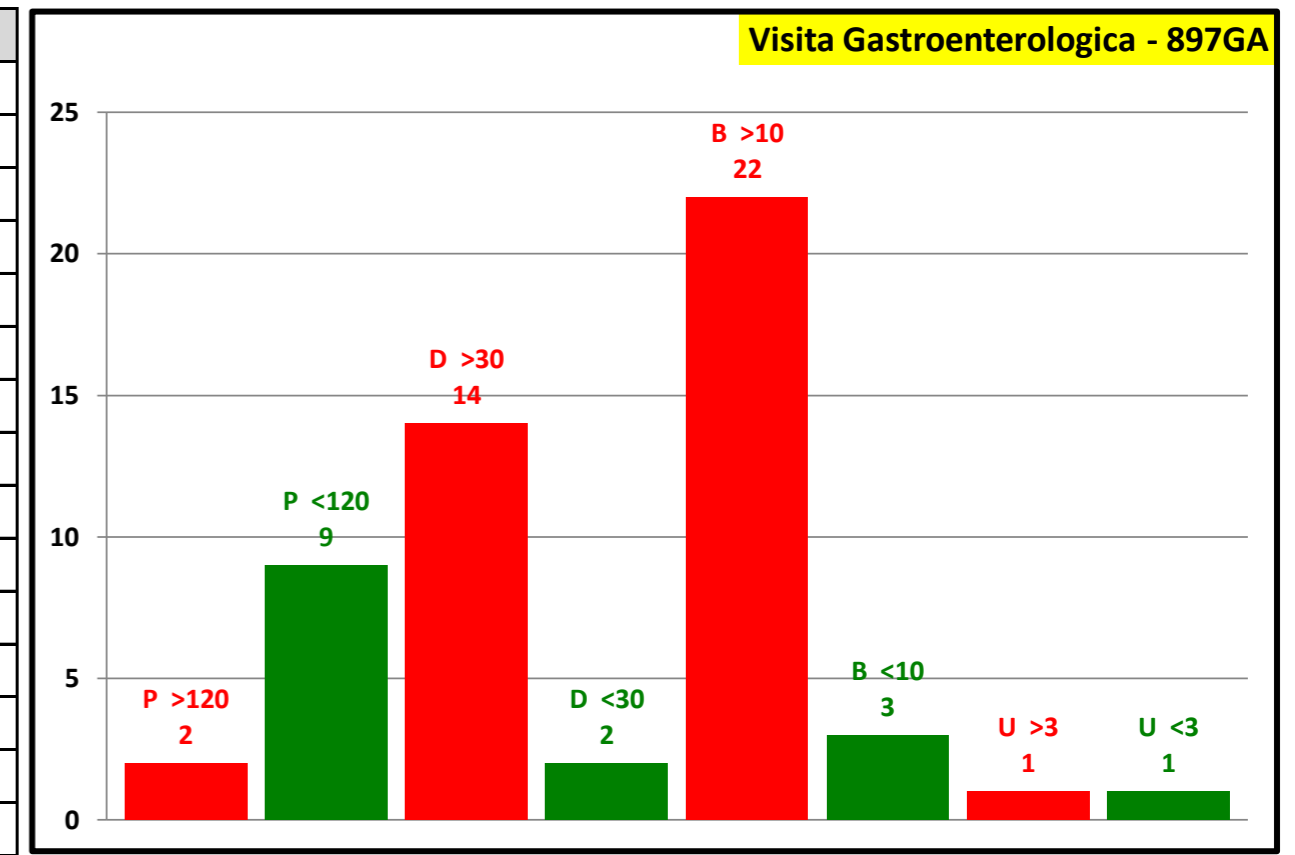
# Governo liste d'attesa

## Rilevazione mensile tempi d'attesa prestazioni ambulatoriali critiche - giugno/2022

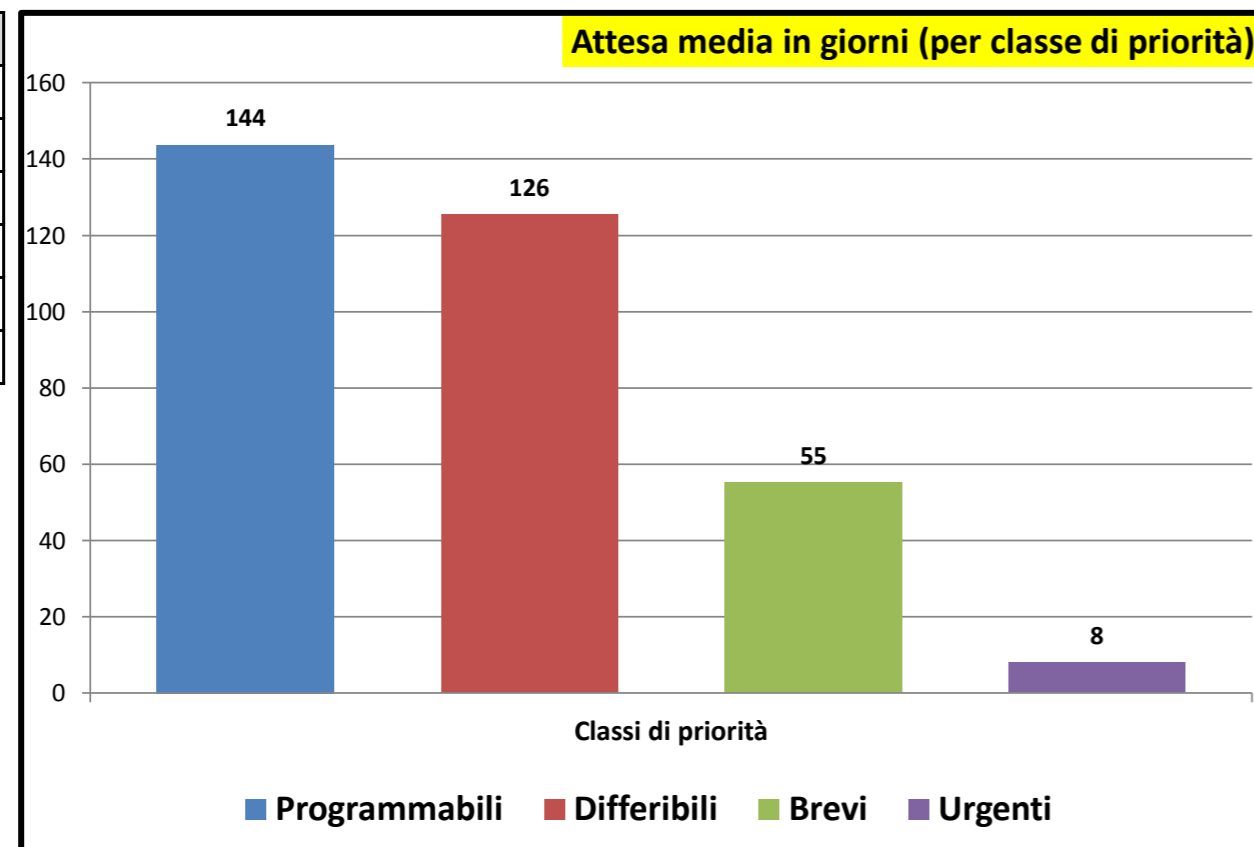
| P.O. GASPARE RODOLICO |    |        |
|-----------------------|----|--------|
| P >120                | 26 | 96,3 % |
| P <120                | 1  | 3,7 %  |
| P Tot                 | 27 |        |
| D >30                 | 48 | 92,3 % |
| D <30                 | 4  | 7,7 %  |
| D Tot                 | 52 |        |
| B >10                 | 45 | 91,8 % |
| B <10                 | 4  | 8,2 %  |
| B Tot                 | 49 |        |
| U >3                  |    |        |
| U <3                  |    |        |
| U Tot                 |    |        |



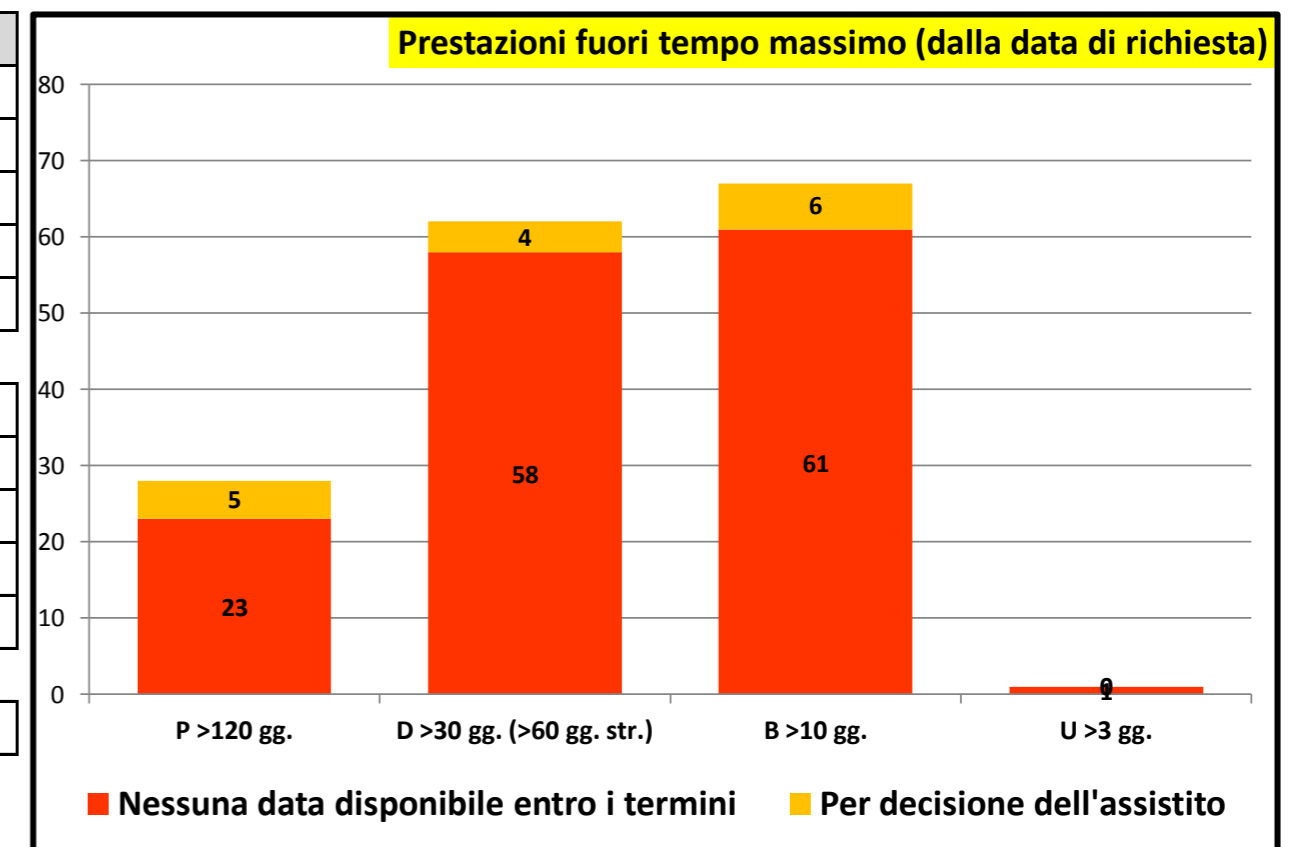
| P.O. SAN MARCO |    |        |
|----------------|----|--------|
| P >120         | 2  | 18,2 % |
| P <120         | 9  | 81,8 % |
| P Tot          | 11 |        |
| D >30          | 14 | 87,5 % |
| D <30          | 2  | 12,5 % |
| D Tot          | 16 |        |
| B >10          | 22 | 88,0 % |
| B <10          | 3  | 12,0 % |
| B Tot          | 25 |        |
| U >3           | 1  | 50,0 % |
| U <3           | 1  | 50,0 % |
| U Tot          | 2  |        |



| Attesa media in giorni |     |
|------------------------|-----|
| Programmabili          | 144 |
| Differibili            | 126 |
| Brevi                  | 55  |
| Urgenti                | 8   |
| Attesa media           | 99  |



| Consuntivo prestazioni |     |
|------------------------|-----|
| Tot. P                 | 38  |
| Tot. D                 | 68  |
| Tot. B                 | 74  |
| Tot. U                 | 2   |
| Tot. Prestazioni       | 182 |
| Tot. P >180            | 28  |
| Tot. D >30             | 62  |
| Tot. B >10             | 67  |
| Tot. U >3              | 1   |
| Tot. fuori tempo       | 158 |
| Senza Biffatura        | 0   |

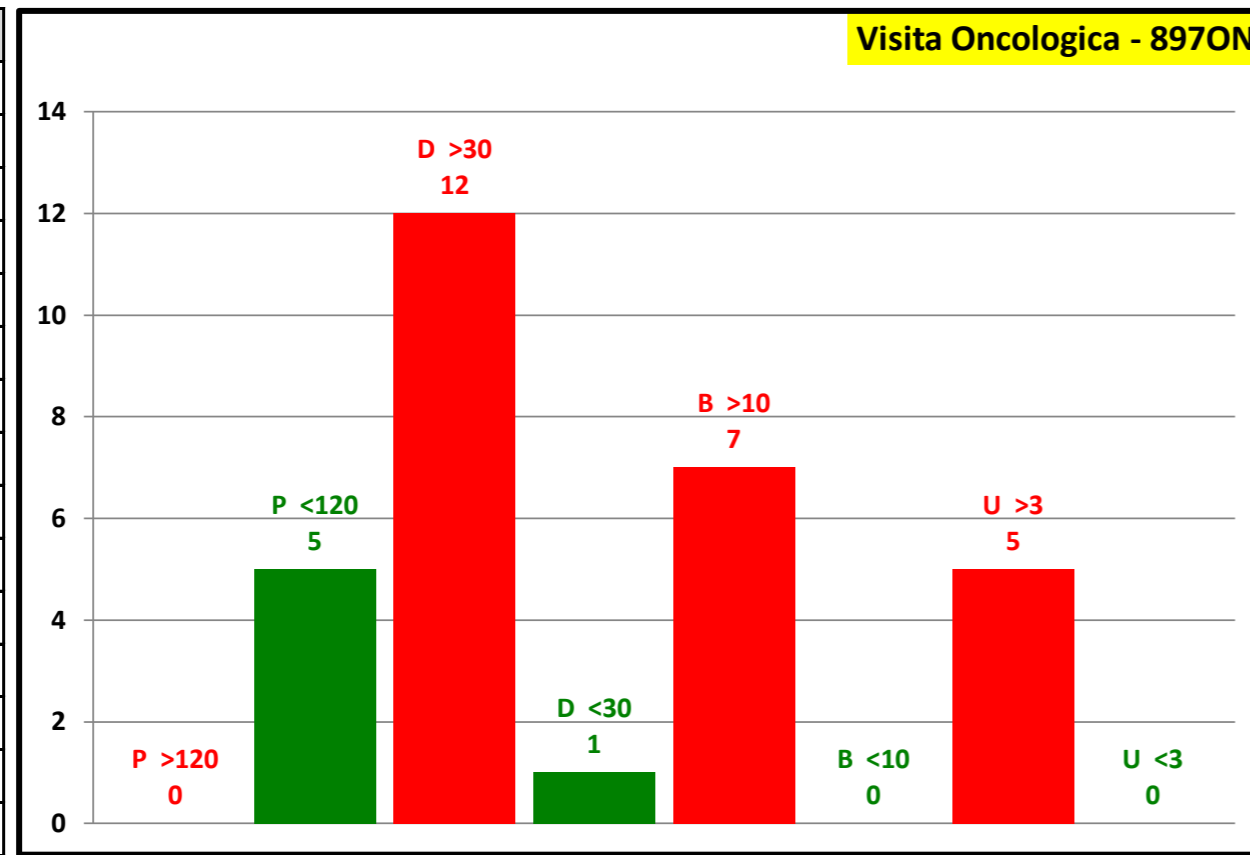




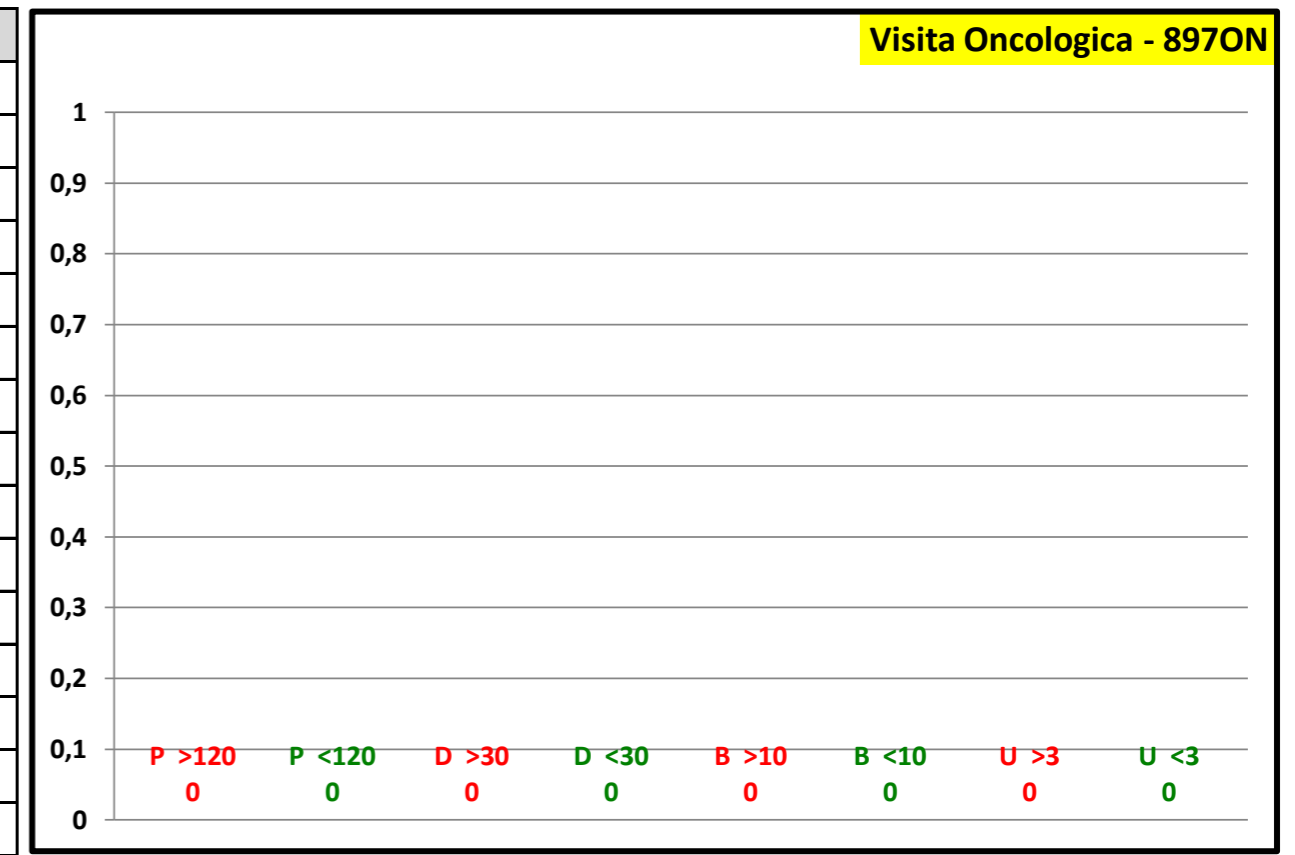
## Governo liste d'attesa

### Rilevazione mensile tempi d'attesa prestazioni ambulatoriali critiche - giugno/2022

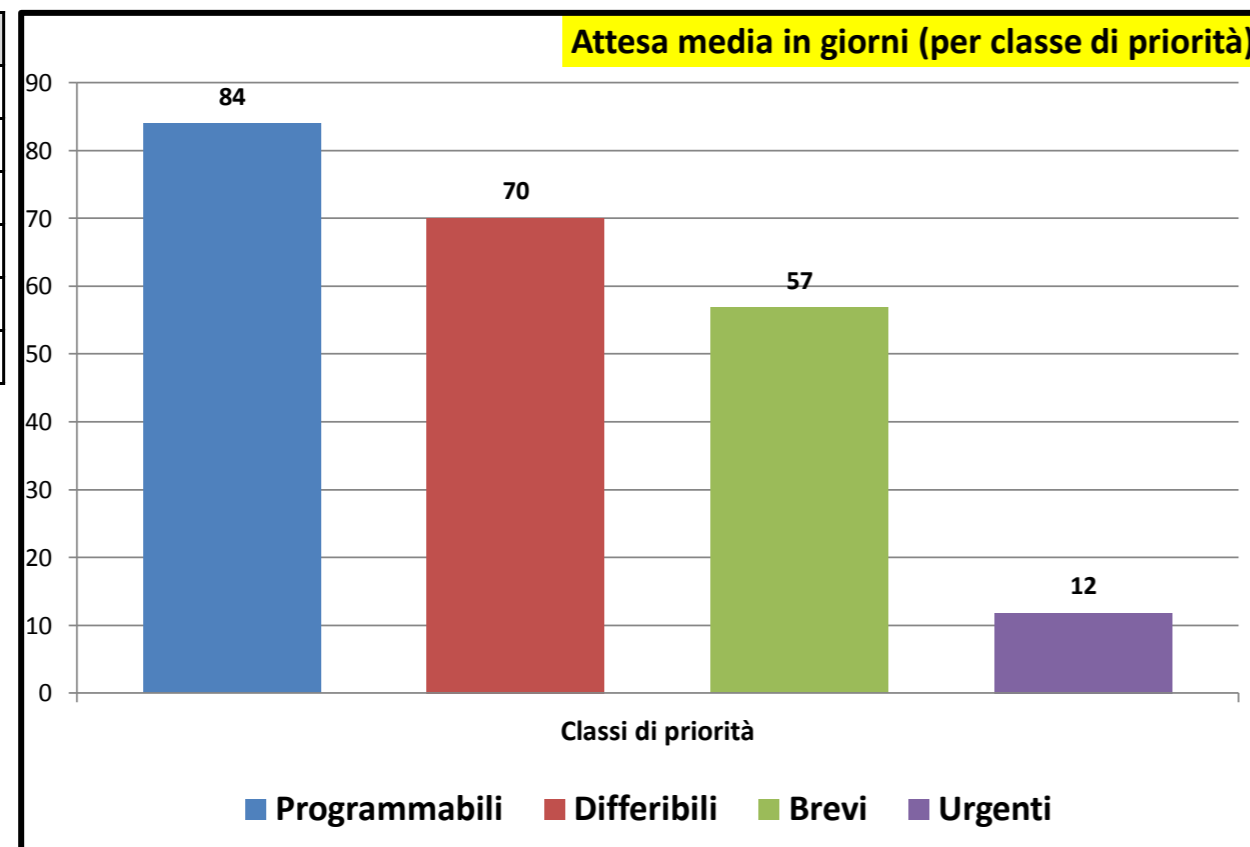
| P.O. GASPARE RODOLICO |    |         |
|-----------------------|----|---------|
| P >120                |    |         |
| P <120                | 5  | 100,0 % |
| P Tot                 | 5  |         |
| D >30                 | 12 | 92,3 %  |
| D <30                 | 1  | 7,7 %   |
| D Tot                 | 13 |         |
| B >10                 | 7  | 100,0 % |
| B <10                 |    |         |
| B Tot                 | 7  |         |
| U >3                  | 5  | 100,0 % |
| U <3                  |    |         |
| U Tot                 | 5  |         |



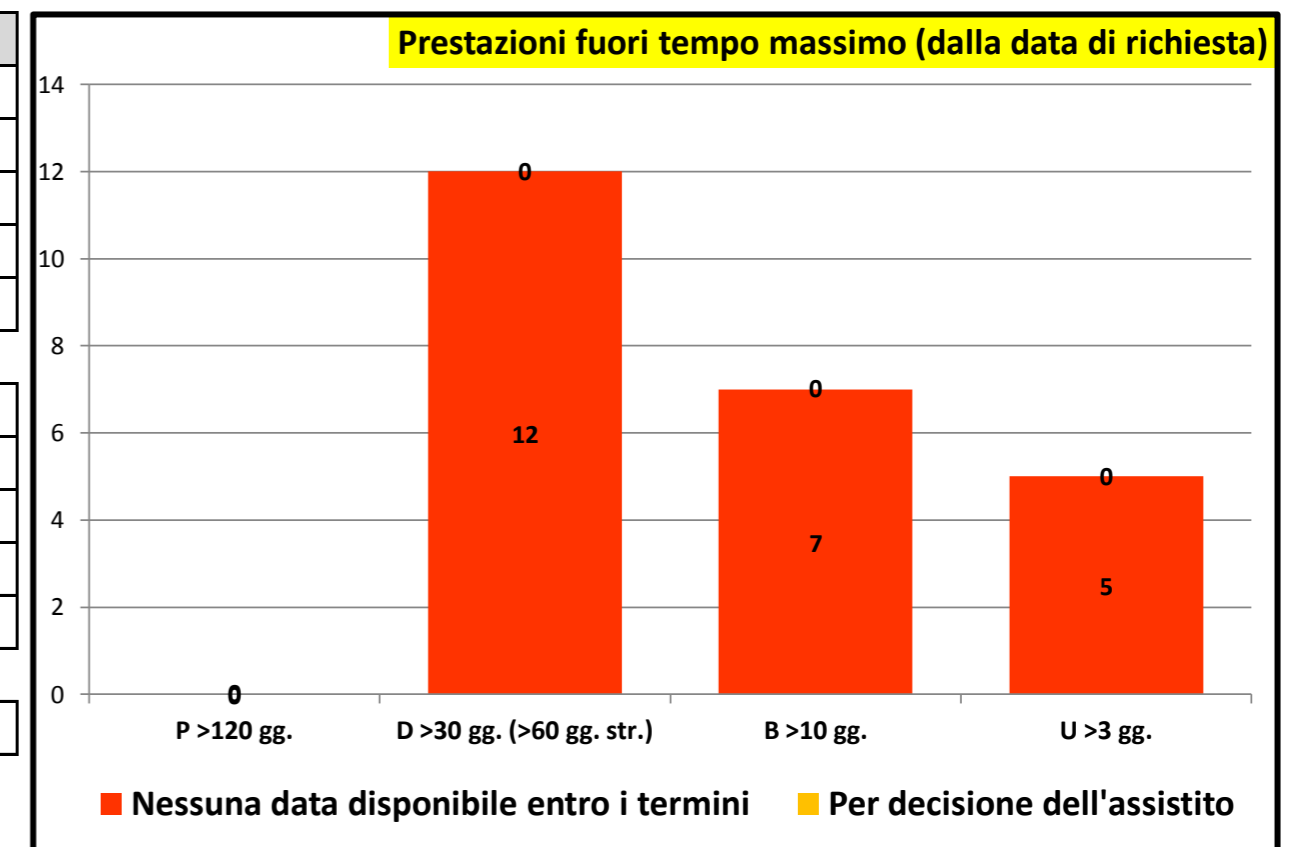
| P.O. SAN MARCO |  |  |
|----------------|--|--|
| P >120         |  |  |
| P <120         |  |  |
| P Tot          |  |  |
| D >30          |  |  |
| D <30          |  |  |
| D Tot          |  |  |
| B >10          |  |  |
| B <10          |  |  |
| B Tot          |  |  |
| U >3           |  |  |
| U <3           |  |  |
| U Tot          |  |  |



| Attesa media in giorni |    |
|------------------------|----|
| Programmabili          | 84 |
| Differibili            | 70 |
| Brevi                  | 57 |
| Urgenti                | 12 |
| Attesa media           | 60 |



| Consuntivo prestazioni |    |
|------------------------|----|
| Tot. P                 | 5  |
| Tot. D                 | 13 |
| Tot. B                 | 7  |
| Tot. U                 | 5  |
| Tot. Prestazioni       | 30 |
| Tot. P >180            | 0  |
| Tot. D >30             | 12 |
| Tot. B >10             | 7  |
| Tot. U >3              | 5  |
| Tot. fuori tempo       | 24 |
| Senza Biffatura        | 1  |

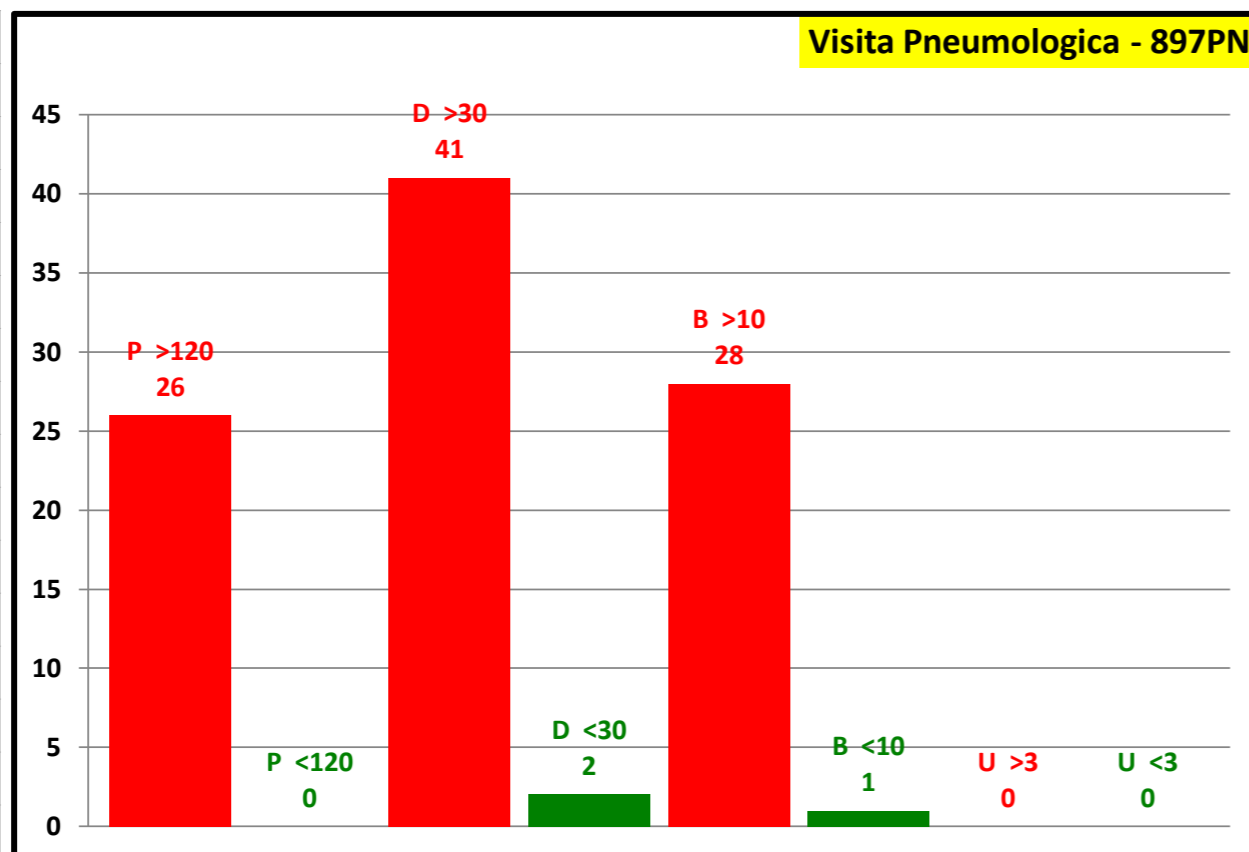




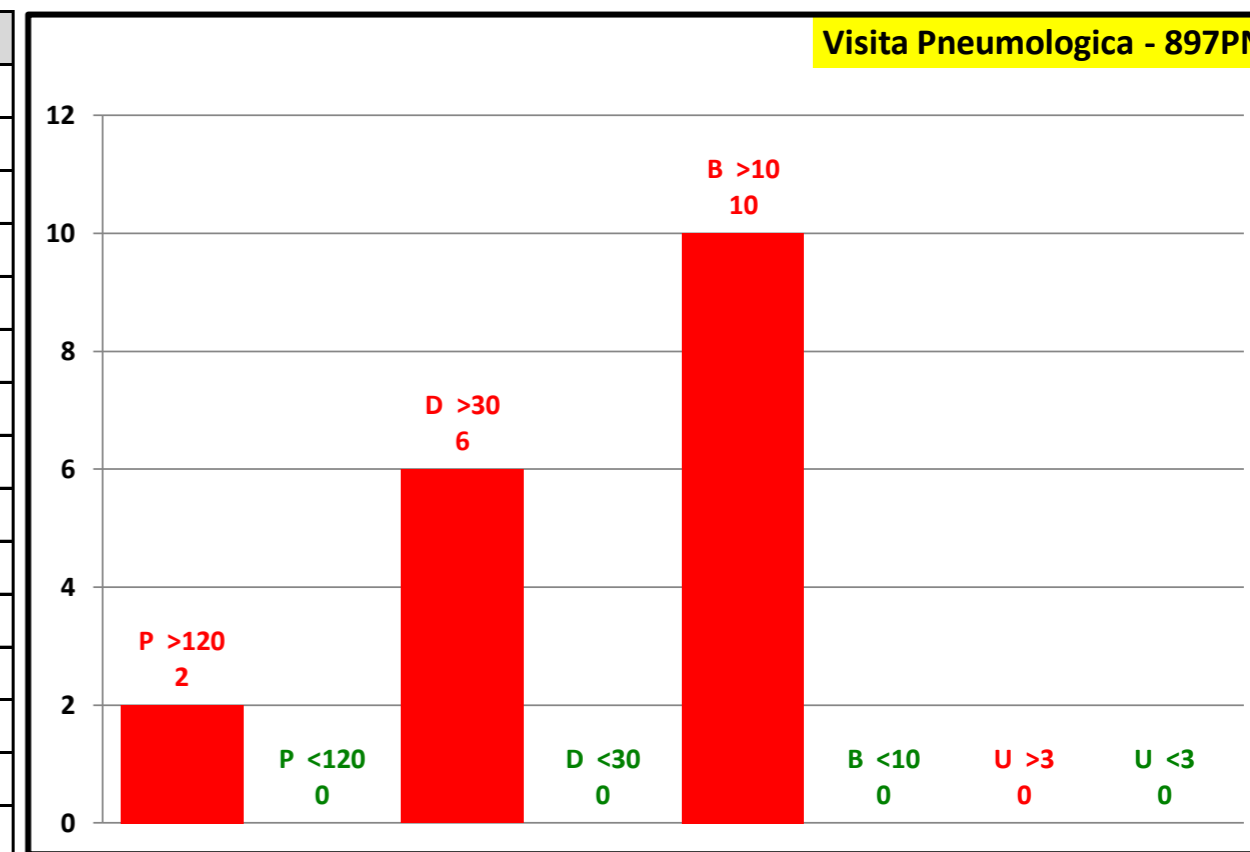
# Governo liste d'attesa

## Rilevazione mensile tempi d'attesa prestazioni ambulatoriali critiche - giugno/2022

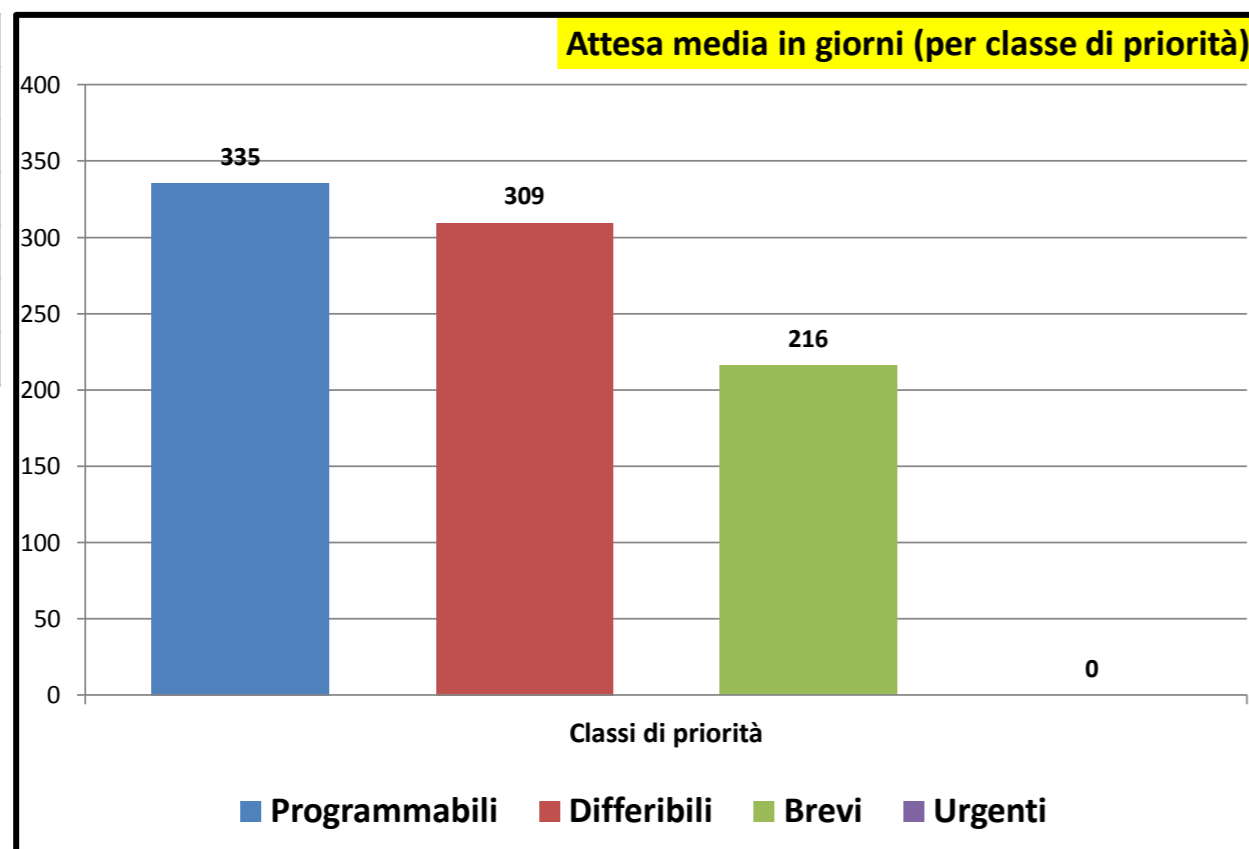
| P.O. GASPARE RODOLICO |    |         |
|-----------------------|----|---------|
| P >120                | 26 | 100,0 % |
| P <120                |    |         |
| P Tot                 | 26 |         |
| D >30                 | 41 | 95,3 %  |
| D <30                 | 2  | 4,7 %   |
| D Tot                 | 43 |         |
| B >10                 | 28 | 96,6 %  |
| B <10                 | 1  | 3,4 %   |
| B Tot                 | 29 |         |
| U >3                  |    |         |
| U <3                  |    |         |
| U Tot                 |    |         |



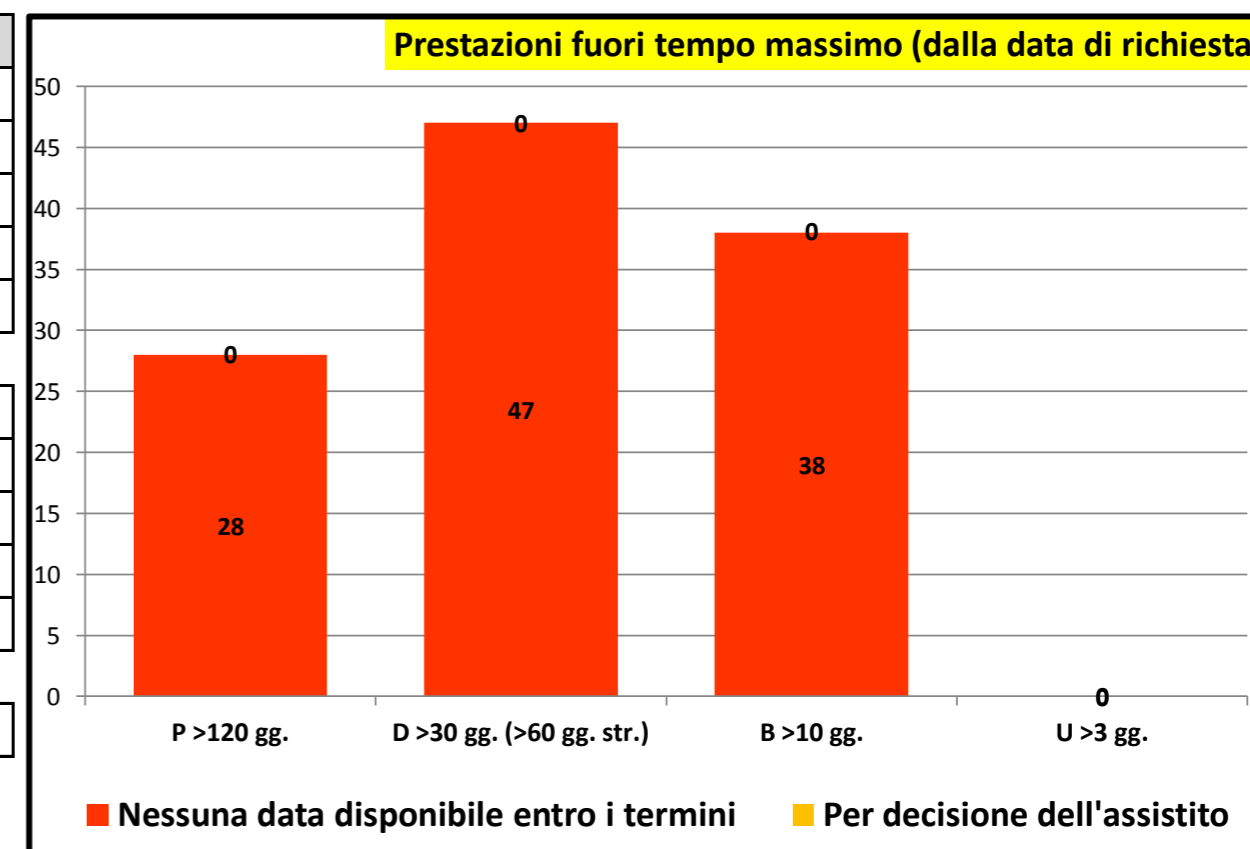
| P.O. SAN MARCO |    |         |
|----------------|----|---------|
| P >120         | 2  | 100,0 % |
| P <120         |    |         |
| P Tot          | 2  |         |
| D >30          | 6  | 100,0 % |
| D <30          |    |         |
| D Tot          | 6  |         |
| B >10          | 10 | 100,0 % |
| B <10          |    |         |
| B Tot          | 10 |         |
| U >3           |    |         |
| U <3           |    |         |
| U Tot          |    |         |



| Attesa media in giorni |     |
|------------------------|-----|
| Programmabili          | 335 |
| Differibili            | 309 |
| Brevi                  | 216 |
| Urgenti                | 0   |
| Attesa media           | 284 |



| Consuntivo prestazioni |     |
|------------------------|-----|
| Tot. P                 | 28  |
| Tot. D                 | 49  |
| Tot. B                 | 39  |
| Tot. U                 | 0   |
| Tot. Prestazioni       | 116 |
| Tot. P >180            | 28  |
| Tot. D >30             | 47  |
| Tot. B >10             | 38  |
| Tot. U >3              | 0   |
| Tot. fuori tempo       | 113 |
| Senza Biffatura        | 0   |





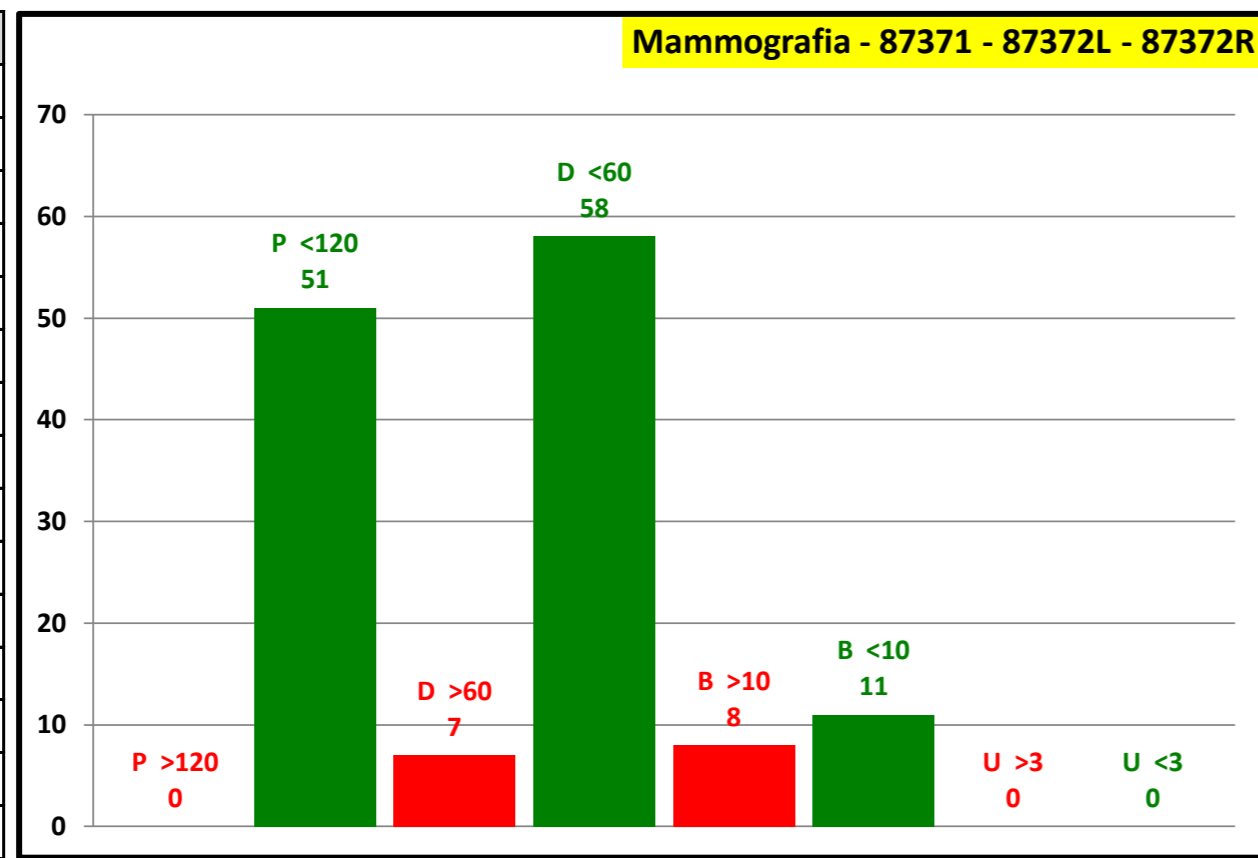


## Governo liste d'attesa

### Rilevazione mensile tempi d'attesa prestazioni ambulatoriali critiche - giugno/2022

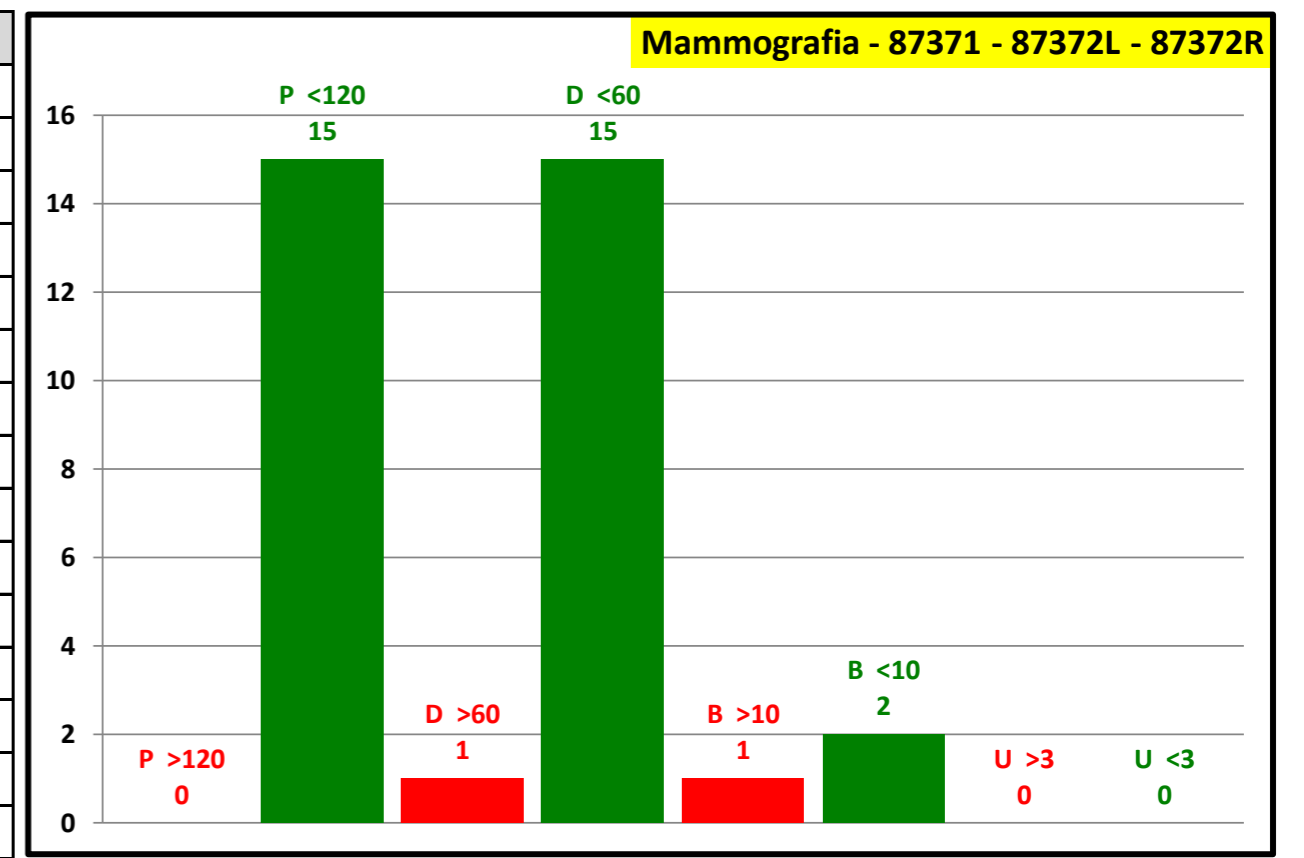
#### P.O. GASPARE RODOLICO

|        |    |         |
|--------|----|---------|
| P >120 |    |         |
| P <120 | 51 | 100,0 % |
| P Tot  | 51 |         |
| D >60  | 7  | 10,8 %  |
| D <60  | 58 | 89,2 %  |
| D Tot  | 65 |         |
| B >10  | 8  | 42,1 %  |
| B <10  | 11 | 57,9 %  |
| B Tot  | 19 |         |
| U >3   |    |         |
| U <3   |    |         |
| U Tot  |    |         |



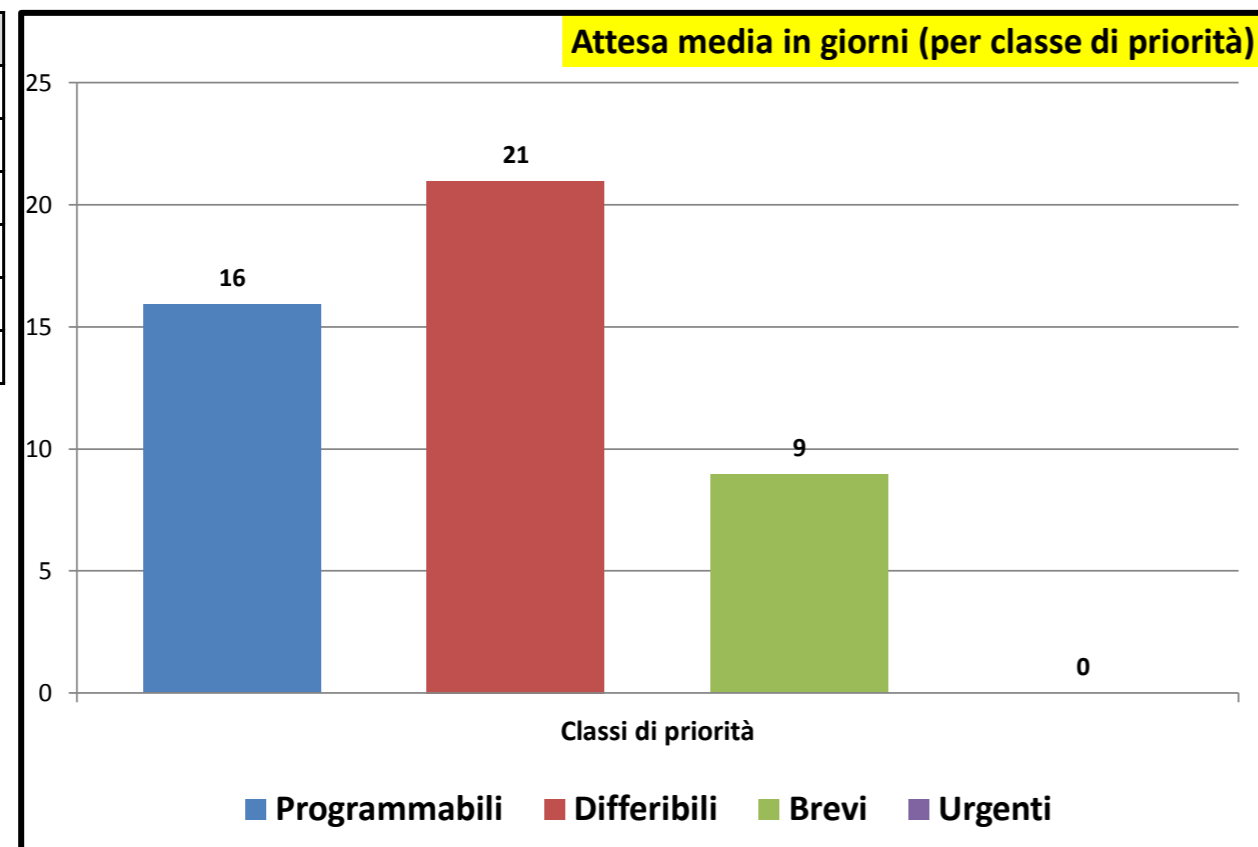
#### P.O. SAN MARCO

|        |    |         |
|--------|----|---------|
| P >120 |    |         |
| P <120 | 15 | 100,0 % |
| P Tot  | 15 |         |
| D >60  | 1  | 6,3 %   |
| D <60  | 15 | 93,8 %  |
| D Tot  | 16 |         |
| B >10  | 1  | 33,3 %  |
| B <10  | 2  | 66,7 %  |
| B Tot  | 3  |         |
| U >3   |    |         |
| U <3   |    |         |
| U Tot  |    |         |



#### Attesa media in giorni

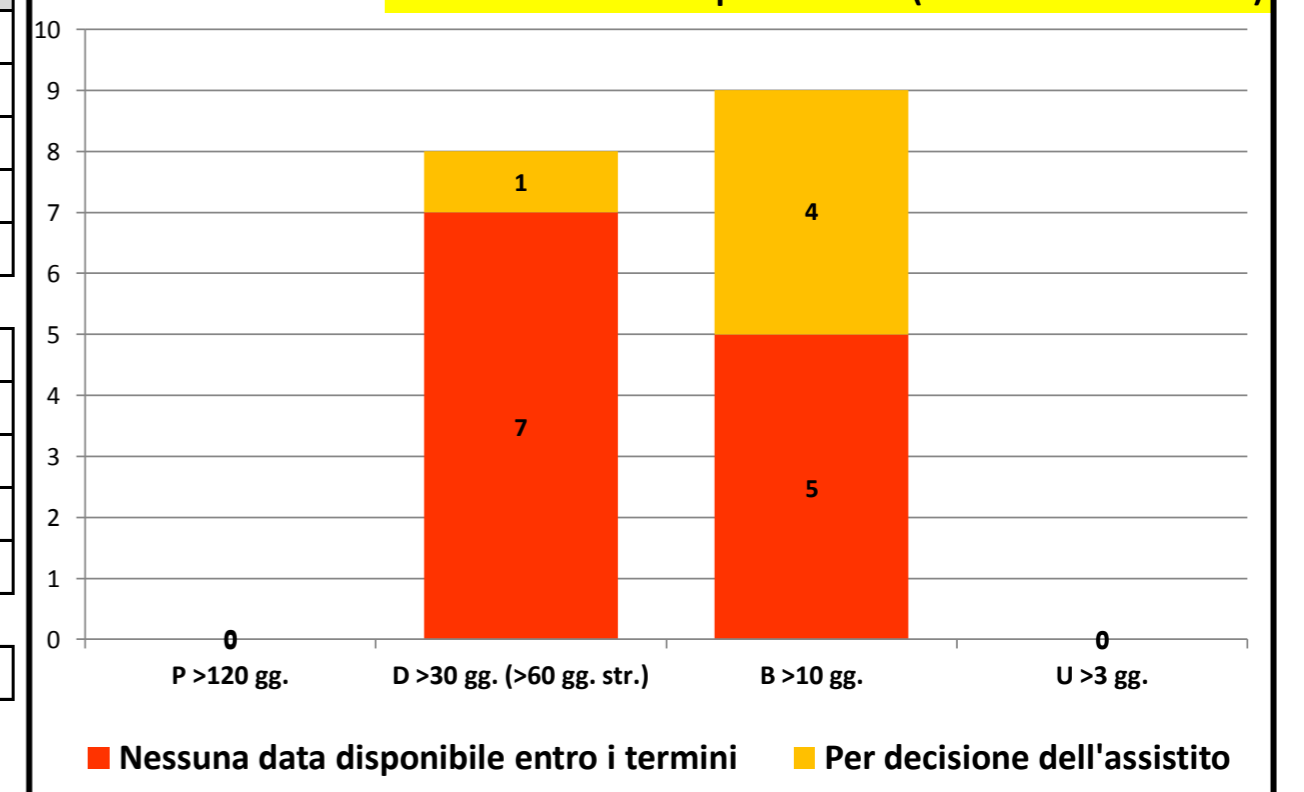
|               |    |
|---------------|----|
| Programmabili | 16 |
| Differibili   | 21 |
| Brevi         | 9  |
| Urgenti       | 0  |
| Attesa media  | 17 |



#### Consuntivo prestazioni

|                  |     |
|------------------|-----|
| Tot. P           | 66  |
| Tot. D           | 81  |
| Tot. B           | 22  |
| Tot. U           | 0   |
| Tot. Prestazioni | 169 |
| Tot. P >180      | 0   |
| Tot. D >30       | 8   |
| Tot. B >10       | 9   |
| Tot. U >3        | 0   |
| Tot. fuori tempo | 17  |
| Senza Biffatura  | 8   |

#### Prestazioni fuori tempo massimo (dalla data di richiesta)

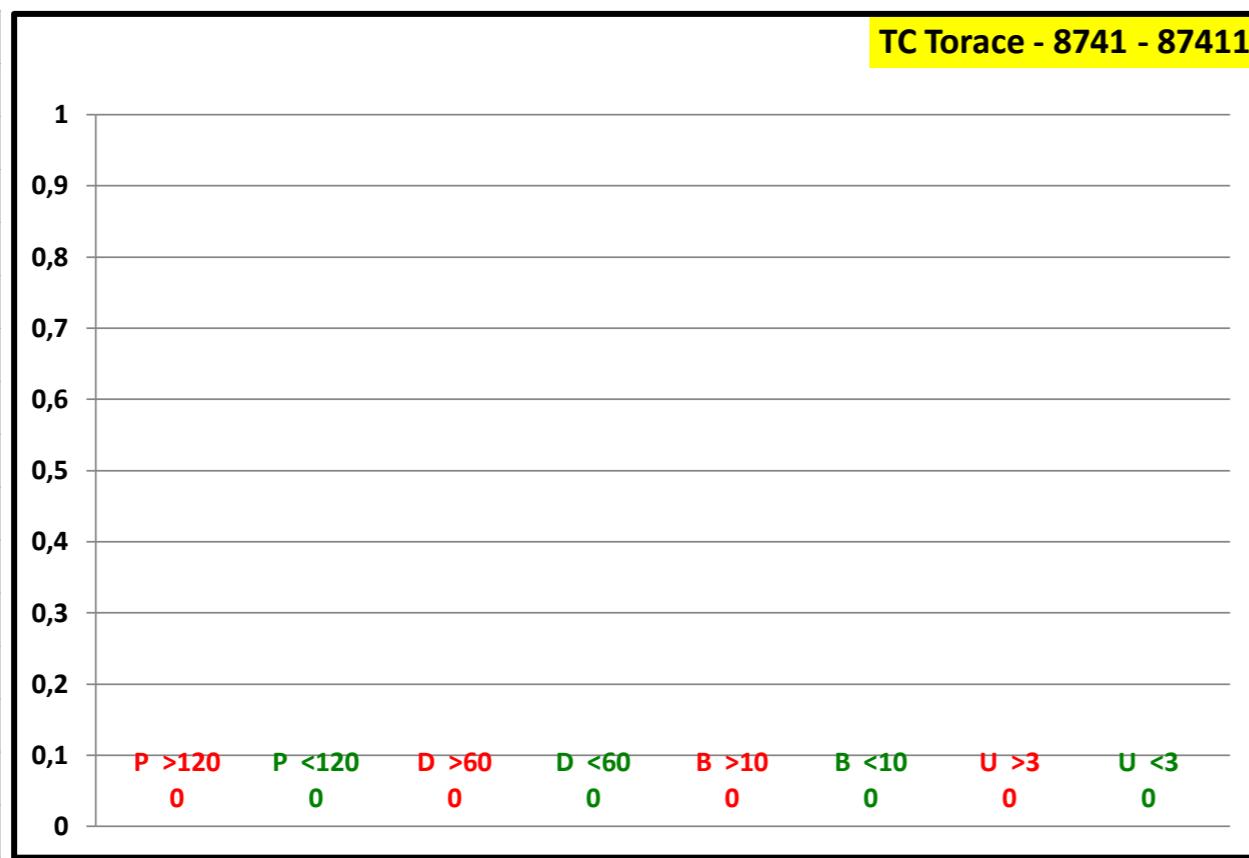




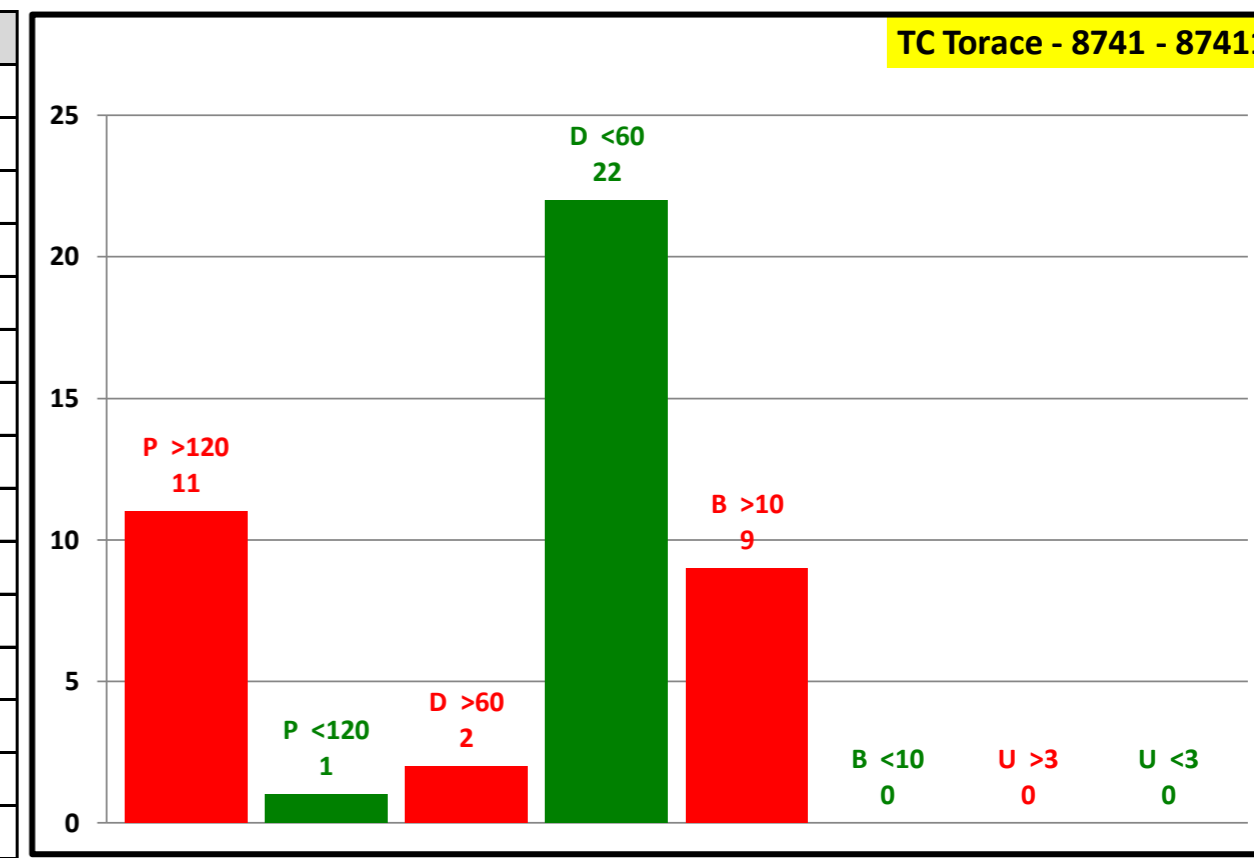
# Governo liste d'attesa

## Rilevazione mensile tempi d'attesa prestazioni ambulatoriali critiche - giugno/2022

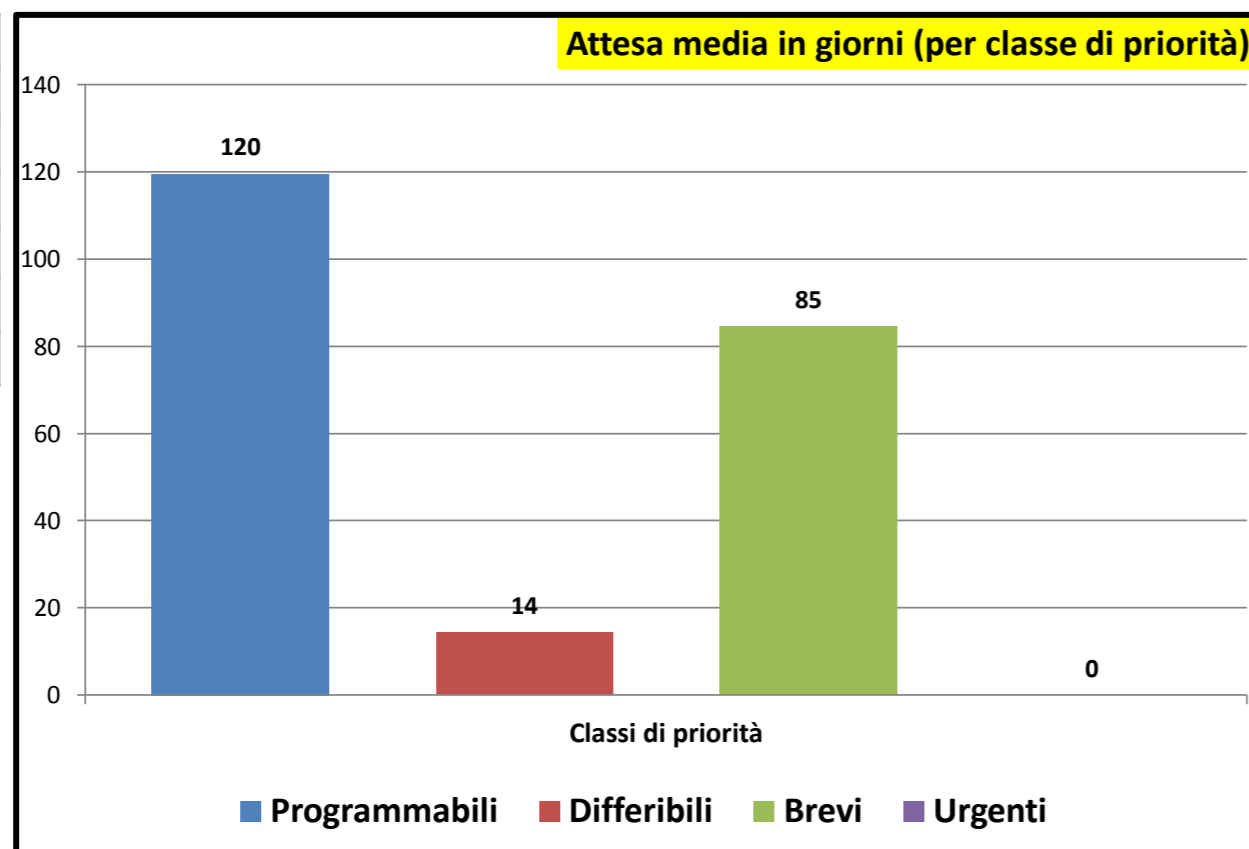
| P.O. GASPARE RODOLICO |  |
|-----------------------|--|
| P >120                |  |
| P <120                |  |
| P Tot                 |  |
| D >60                 |  |
| D <60                 |  |
| D Tot                 |  |
| B >10                 |  |
| B <10                 |  |
| B Tot                 |  |
| U >3                  |  |
| U <3                  |  |
| U Tot                 |  |



| P.O. SAN MARCO |    |         |
|----------------|----|---------|
| P >120         | 11 | 91,7 %  |
| P <120         | 1  | 8,3 %   |
| P Tot          | 12 |         |
| D >60          | 2  | 8,3 %   |
| D <60          | 22 | 91,7 %  |
| D Tot          | 24 |         |
| B >10          | 9  | 100,0 % |
| B <10          |    |         |
| B Tot          | 9  |         |
| U >3           |    |         |
| U <3           |    |         |
| U Tot          |    |         |



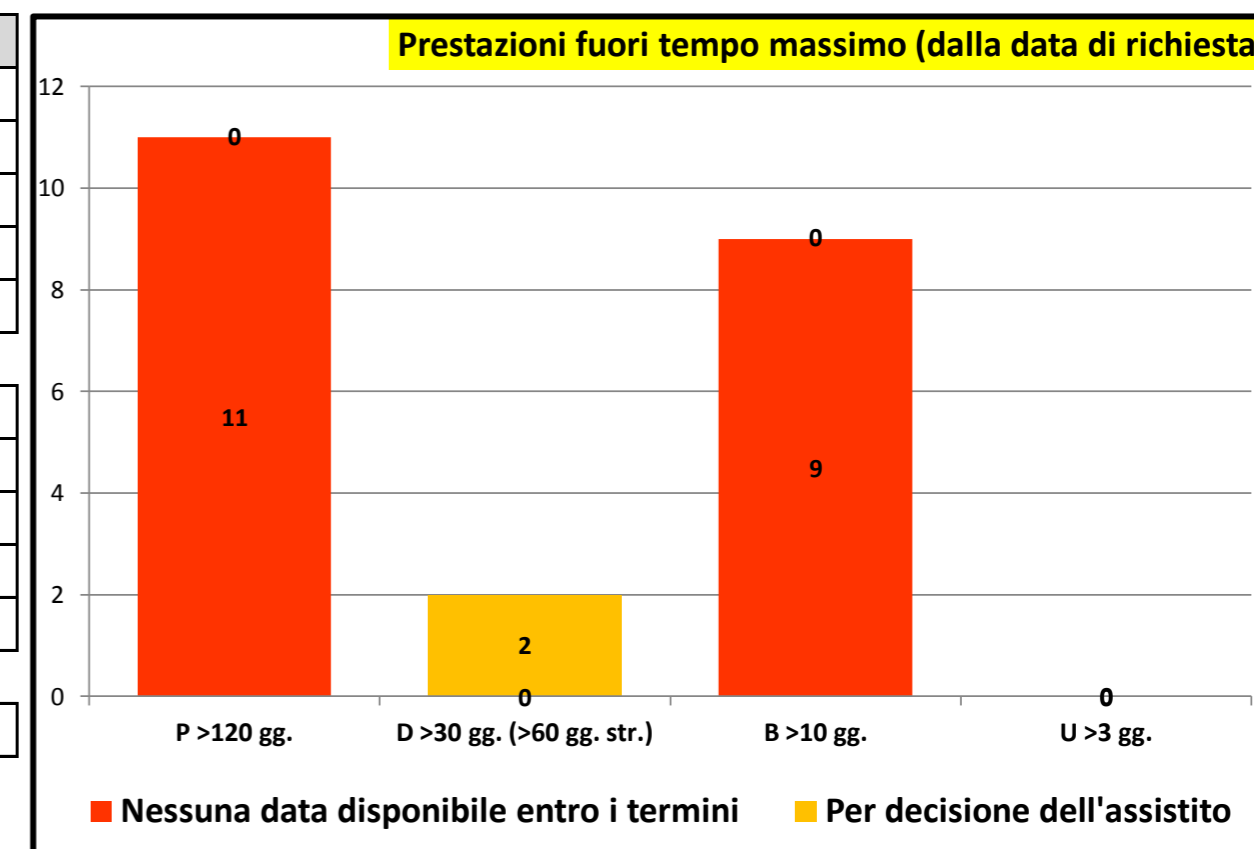
| Attesa media in giorni |     |
|------------------------|-----|
| Programmabili          | 120 |
| Differibili            | 14  |
| Brevi                  | 85  |
| Urgenti                | 0   |
| Attesa media           | 56  |



| Consuntivo prestazioni |    |
|------------------------|----|
| Tot. P                 | 12 |
| Tot. D                 | 24 |
| Tot. B                 | 9  |
| Tot. U                 | 0  |
| Tot. Prestazioni       | 45 |

|                  |    |
|------------------|----|
| Tot. P >180      | 11 |
| Tot. D >30       | 2  |
| Tot. B >10       | 9  |
| Tot. U >3        | 0  |
| Tot. fuori tempo | 22 |

|                 |   |
|-----------------|---|
| Senza Biffatura | 1 |
|-----------------|---|

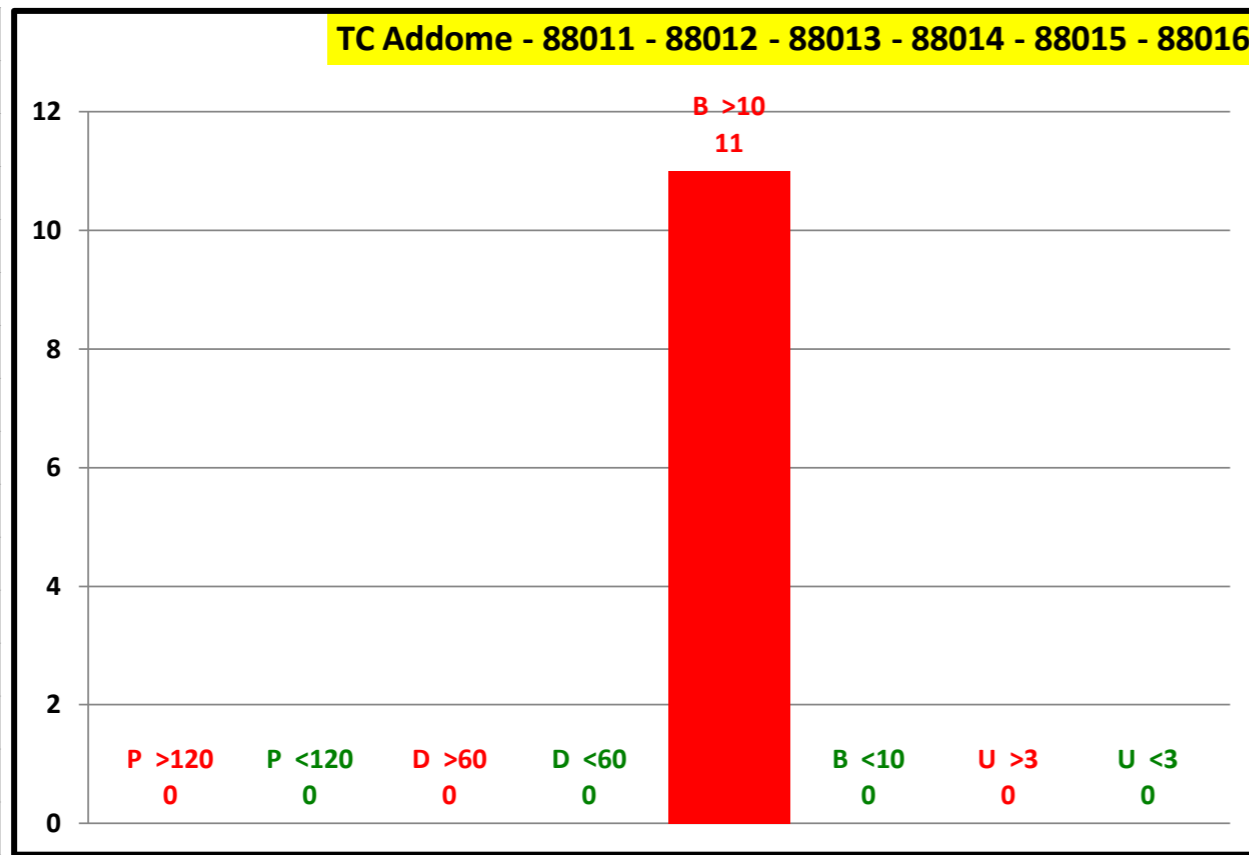




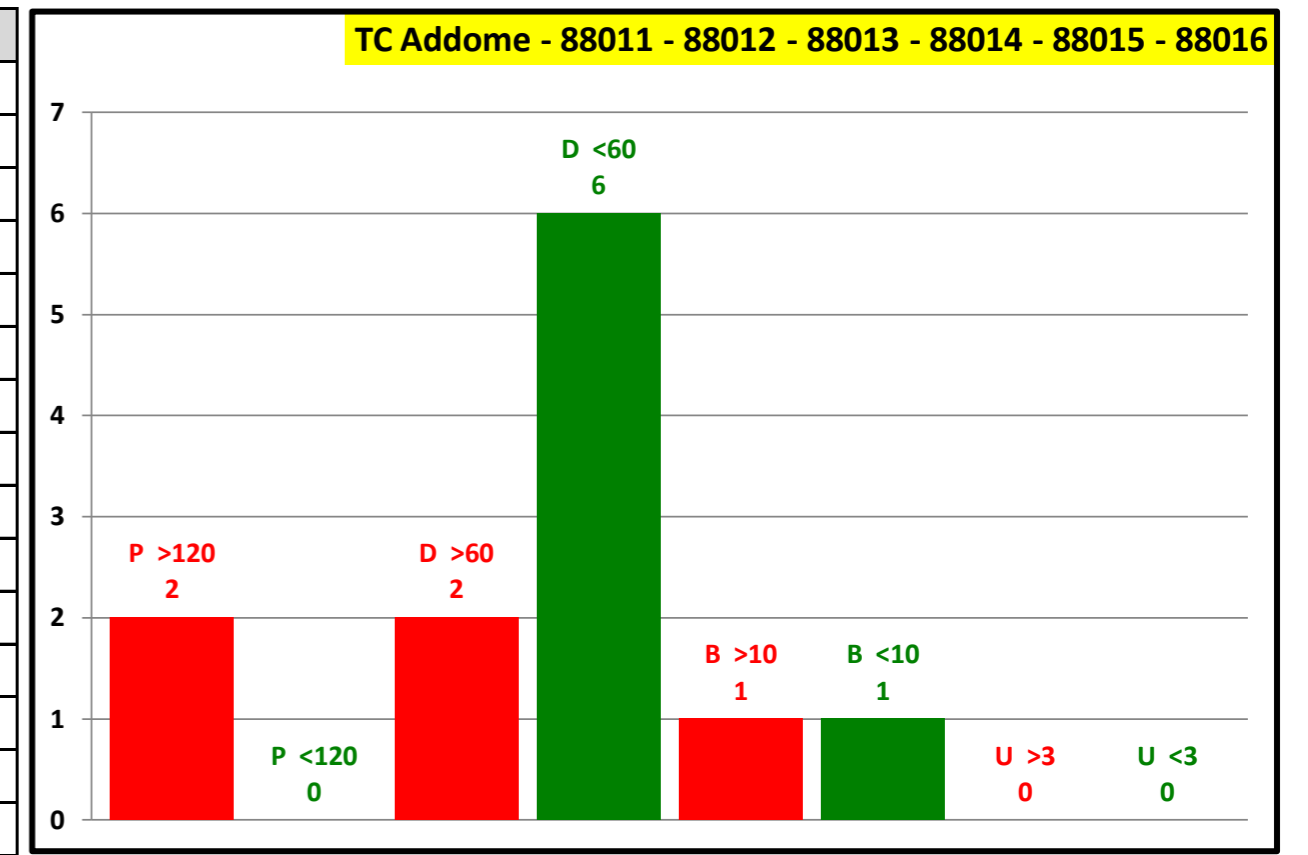
## Governo liste d'attesa

### Rilevazione mensile tempi d'attesa prestazioni ambulatoriali critiche - giugno/2022

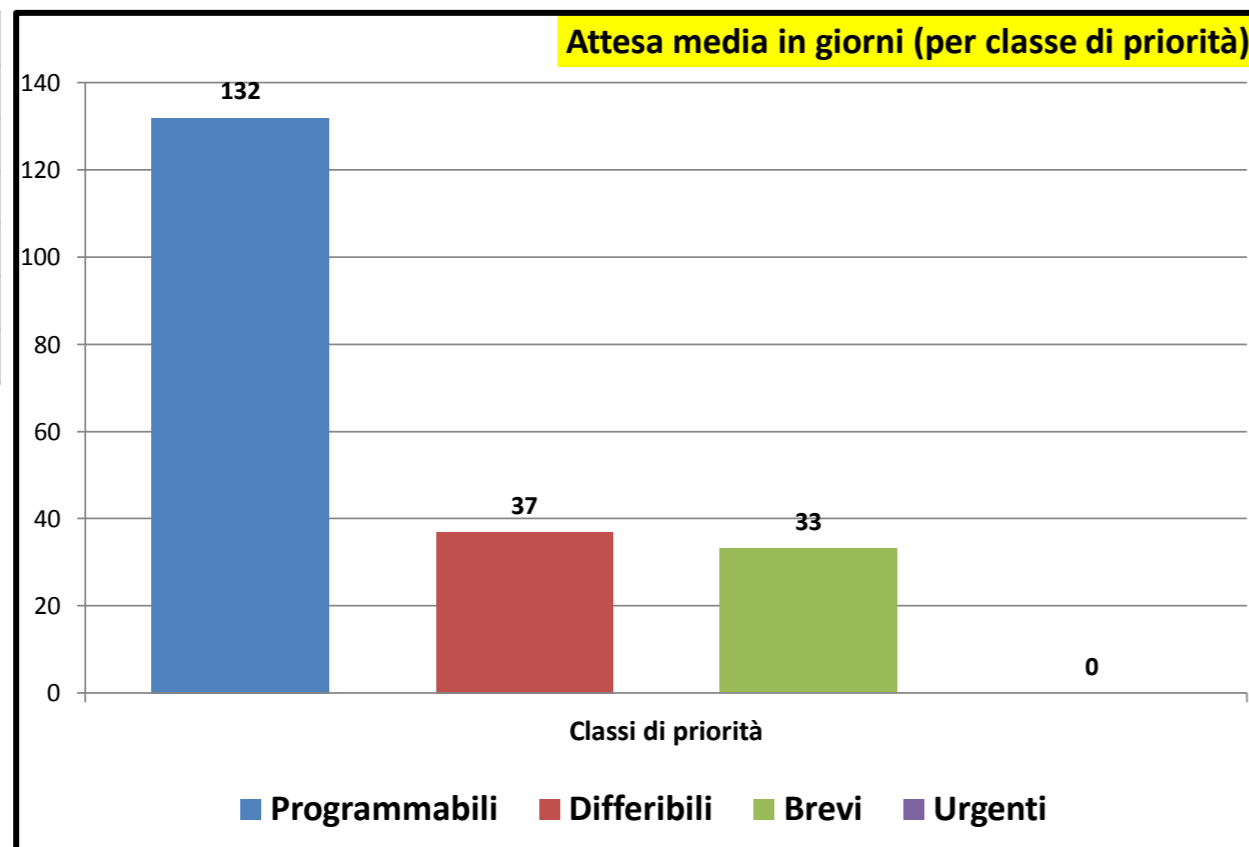
| P.O. GASPARE RODOLICO |    |         |
|-----------------------|----|---------|
| P >120                |    |         |
| P <120                |    |         |
| P Tot                 |    |         |
| D >60                 |    |         |
| D <60                 |    |         |
| D Tot                 |    |         |
| B >10                 | 11 | 100,0 % |
| B <10                 |    |         |
| B Tot                 | 11 |         |
| U >3                  |    |         |
| U <3                  |    |         |
| U Tot                 |    |         |



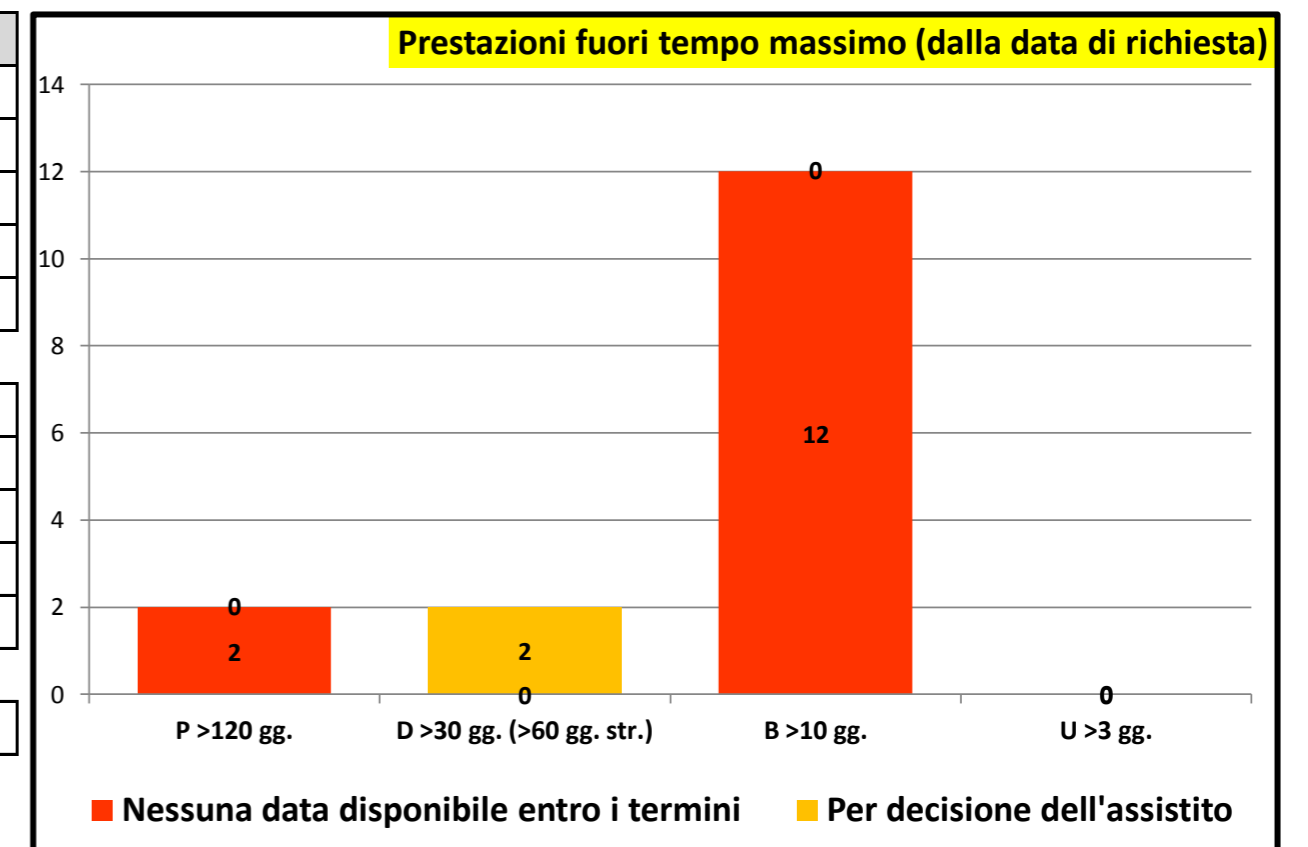
| P.O. SAN MARCO |   |         |
|----------------|---|---------|
| P >120         | 2 | 100,0 % |
| P <120         |   |         |
| P Tot          | 2 |         |
| D >60          | 2 | 25,0 %  |
| D <60          | 6 | 75,0 %  |
| D Tot          | 8 |         |
| B >10          | 1 | 50,0 %  |
| B <10          | 1 | 50,0 %  |
| B Tot          | 2 |         |
| U >3           |   |         |
| U <3           |   |         |
| U Tot          |   |         |



| Attesa media in giorni |     |
|------------------------|-----|
| Programmabili          | 132 |
| Differibili            | 37  |
| Brevi                  | 33  |
| Urgenti                | 0   |
| Attesa media           | 43  |



| Consuntivo prestazioni |    |
|------------------------|----|
| Tot. P                 | 2  |
| Tot. D                 | 8  |
| Tot. B                 | 13 |
| Tot. U                 | 0  |
| Tot. Prestazioni       | 23 |
| Tot. P >180            | 2  |
| Tot. D >30             | 2  |
| Tot. B >10             | 12 |
| Tot. U >3              | 0  |
| Tot. fuori tempo       | 16 |
| Senza Biffatura        | 0  |

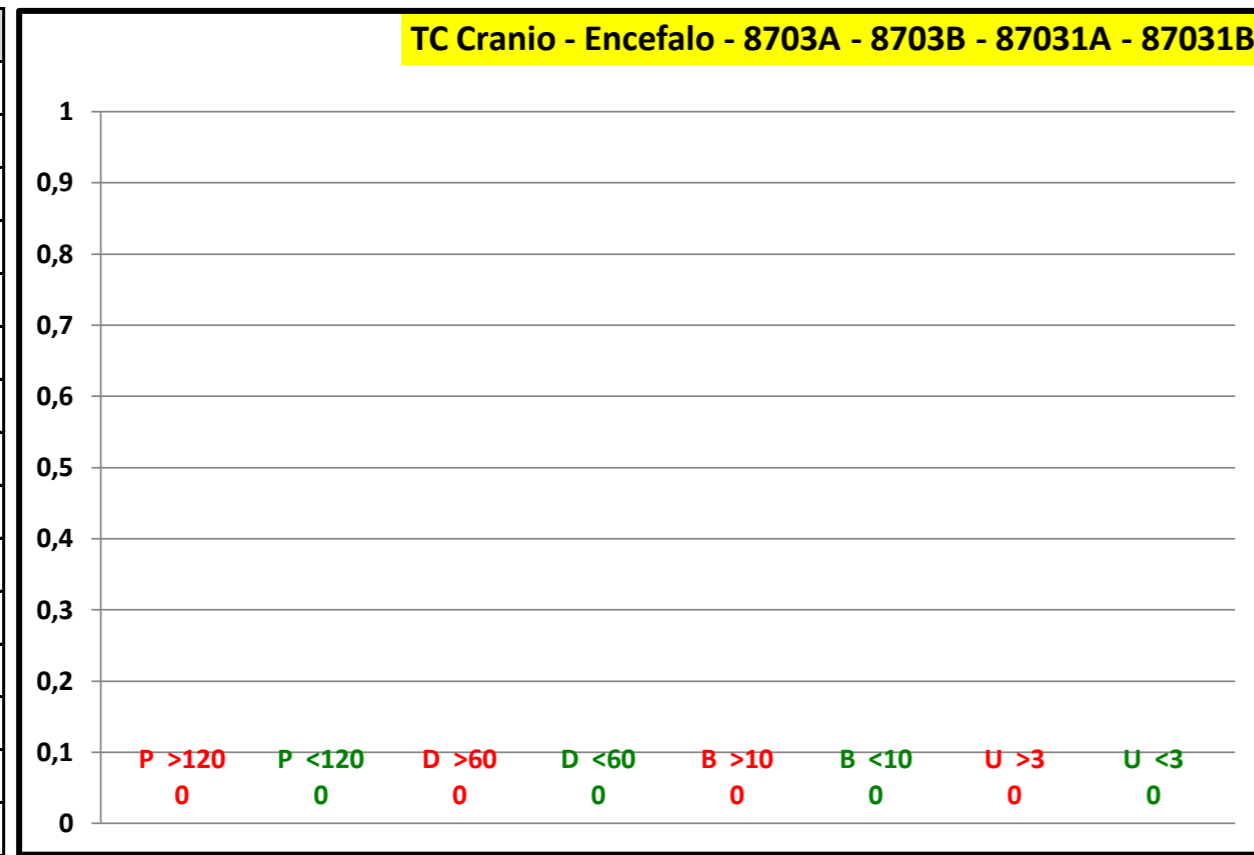




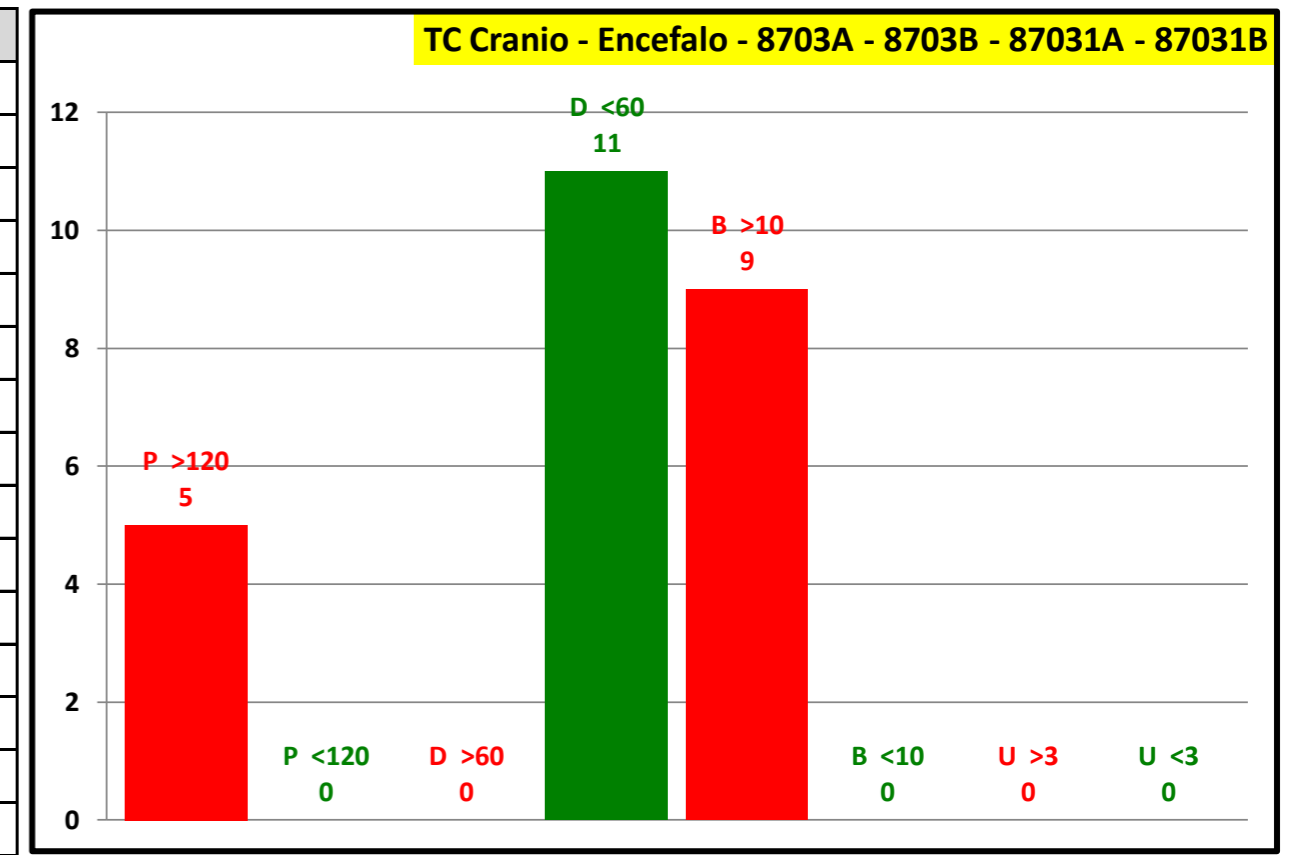
# Governo liste d'attesa

## Rilevazione mensile tempi d'attesa prestazioni ambulatoriali critiche - giugno/2022

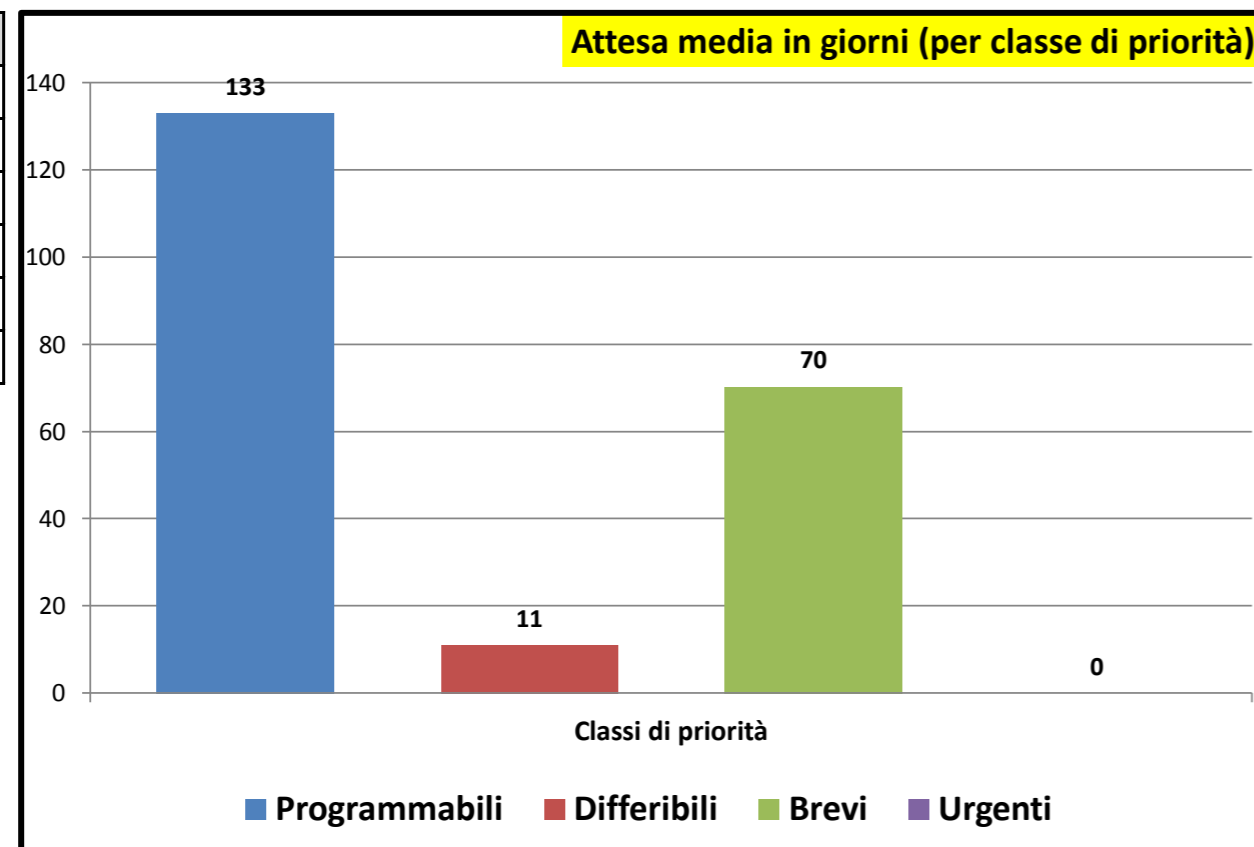
| P.O. GASPARE RODOLICO |  |
|-----------------------|--|
| P >120                |  |
| P <120                |  |
| P Tot                 |  |
| D >60                 |  |
| D <60                 |  |
| D Tot                 |  |
| B >10                 |  |
| B <10                 |  |
| B Tot                 |  |
| U >3                  |  |
| U <3                  |  |
| U Tot                 |  |



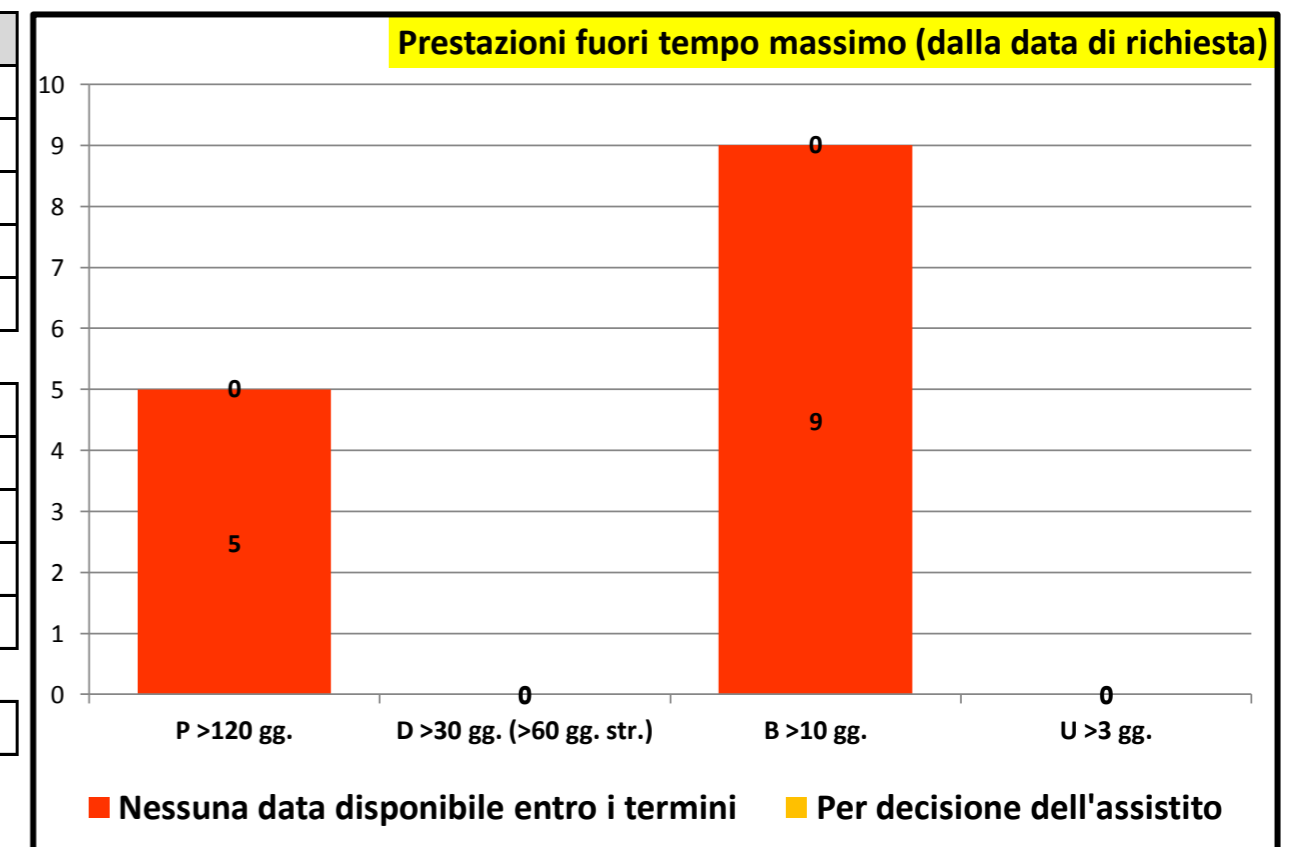
| P.O. SAN MARCO |            |
|----------------|------------|
| P >120         | 5 100,0 %  |
| P <120         |            |
| P Tot          | 5          |
| D >60          |            |
| D <60          | 11 100,0 % |
| D Tot          | 11         |
| B >10          | 9 100,0 %  |
| B <10          |            |
| B Tot          | 9          |
| U >3           |            |
| U <3           |            |
| U Tot          |            |



| Attesa media in giorni |     |
|------------------------|-----|
| Programmabili          | 133 |
| Differibili            | 11  |
| Brevi                  | 70  |
| Urgenti                | 0   |
| Attesa media           | 57  |



| Consuntivo prestazioni |    |
|------------------------|----|
| Tot. P                 | 5  |
| Tot. D                 | 11 |
| Tot. B                 | 9  |
| Tot. U                 | 0  |
| Tot. Prestazioni       | 25 |
| Tot. P >180            | 5  |
| Tot. D >30             | 0  |
| Tot. B >10             | 9  |
| Tot. U >3              | 0  |
| Tot. fuori tempo       | 14 |
| Senza Biffatura        | 2  |

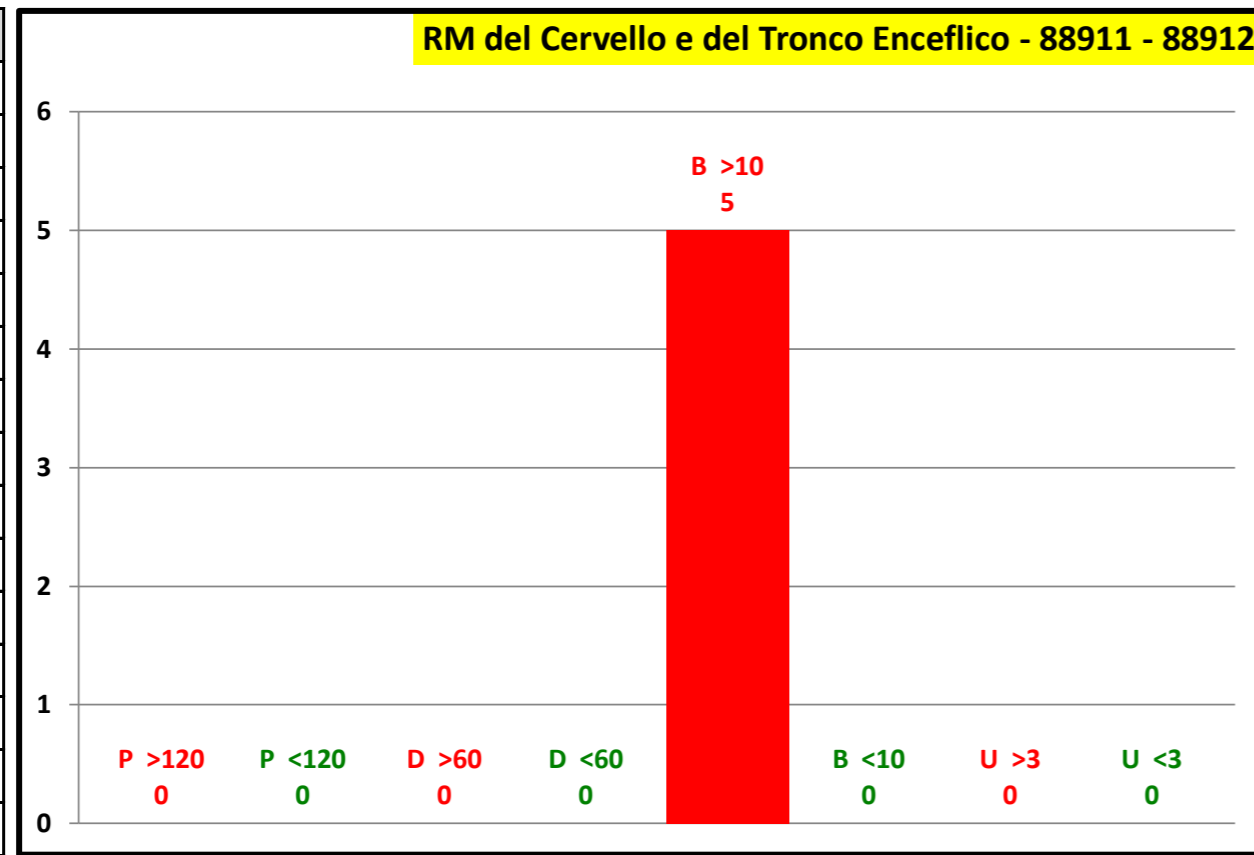




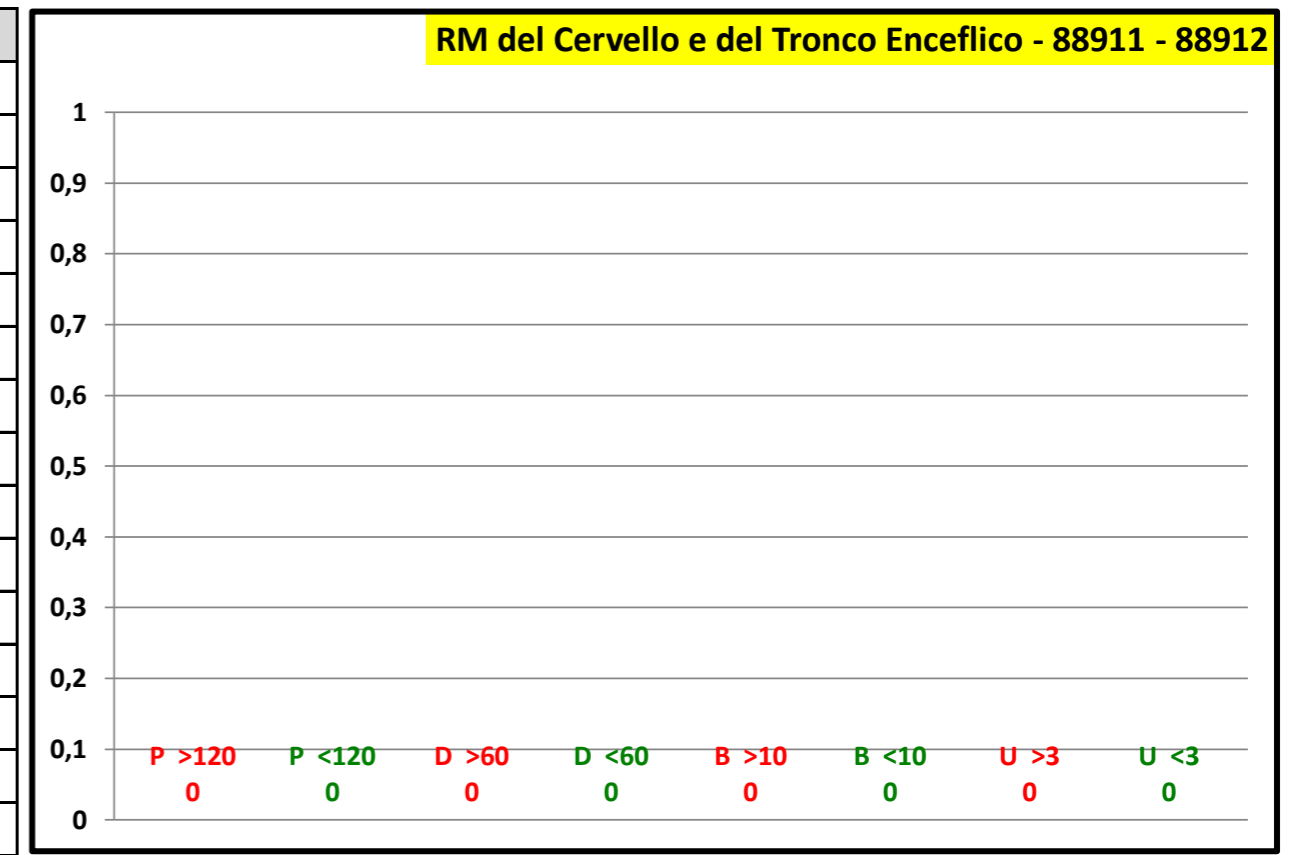
# Governo liste d'attesa

## Rilevazione mensile tempi d'attesa prestazioni ambulatoriali critiche - giugno/2022

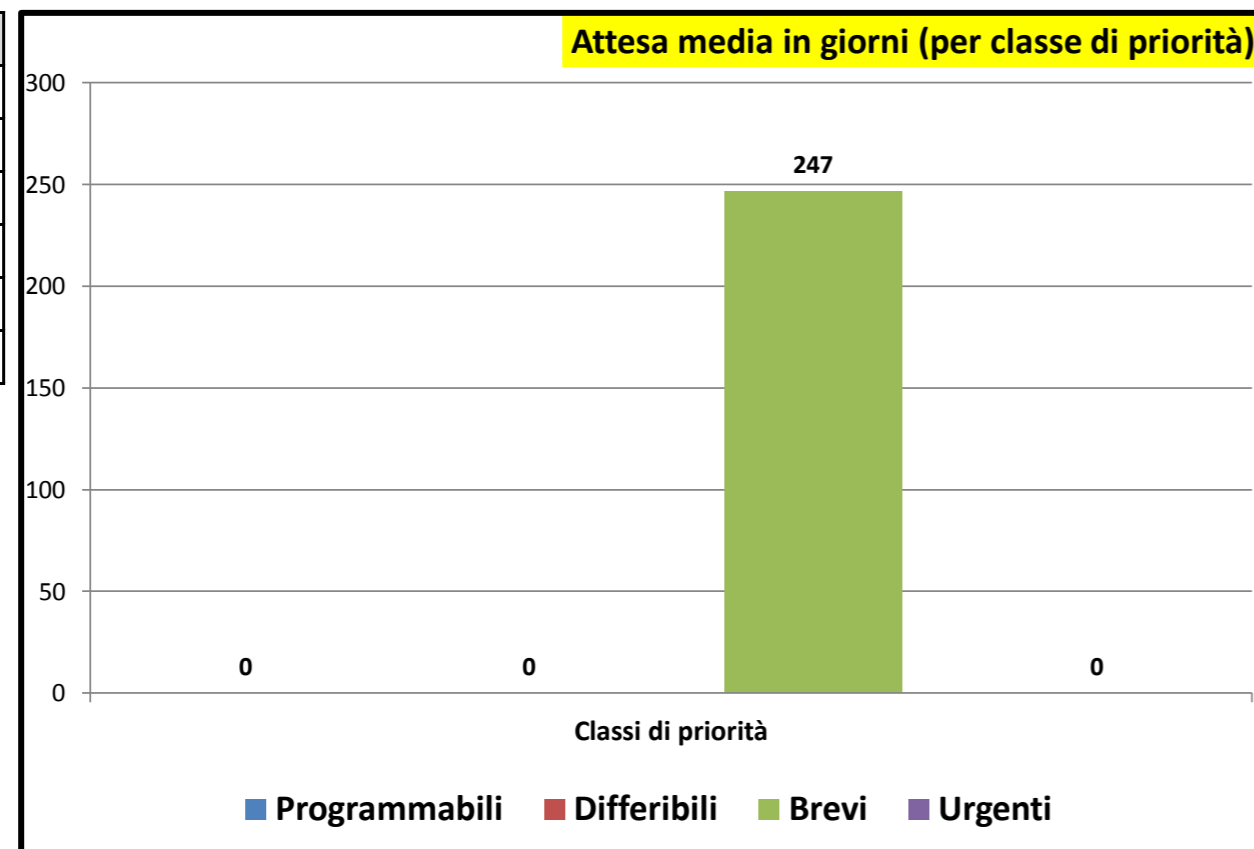
| P.O. GASPARE RODOLICO |   |         |
|-----------------------|---|---------|
| P >120                |   |         |
| P <120                |   |         |
| P Tot                 |   |         |
| D >60                 |   |         |
| D <60                 |   |         |
| D Tot                 |   |         |
| B >10                 | 5 | 100,0 % |
| B <10                 |   |         |
| B Tot                 | 5 |         |
| U >3                  |   |         |
| U <3                  |   |         |
| U Tot                 |   |         |



| P.O. SAN MARCO |  |  |
|----------------|--|--|
| P >120         |  |  |
| P <120         |  |  |
| P Tot          |  |  |
| D >60          |  |  |
| D <60          |  |  |
| D Tot          |  |  |
| B >10          |  |  |
| B <10          |  |  |
| B Tot          |  |  |
| U >3           |  |  |
| U <3           |  |  |
| U Tot          |  |  |



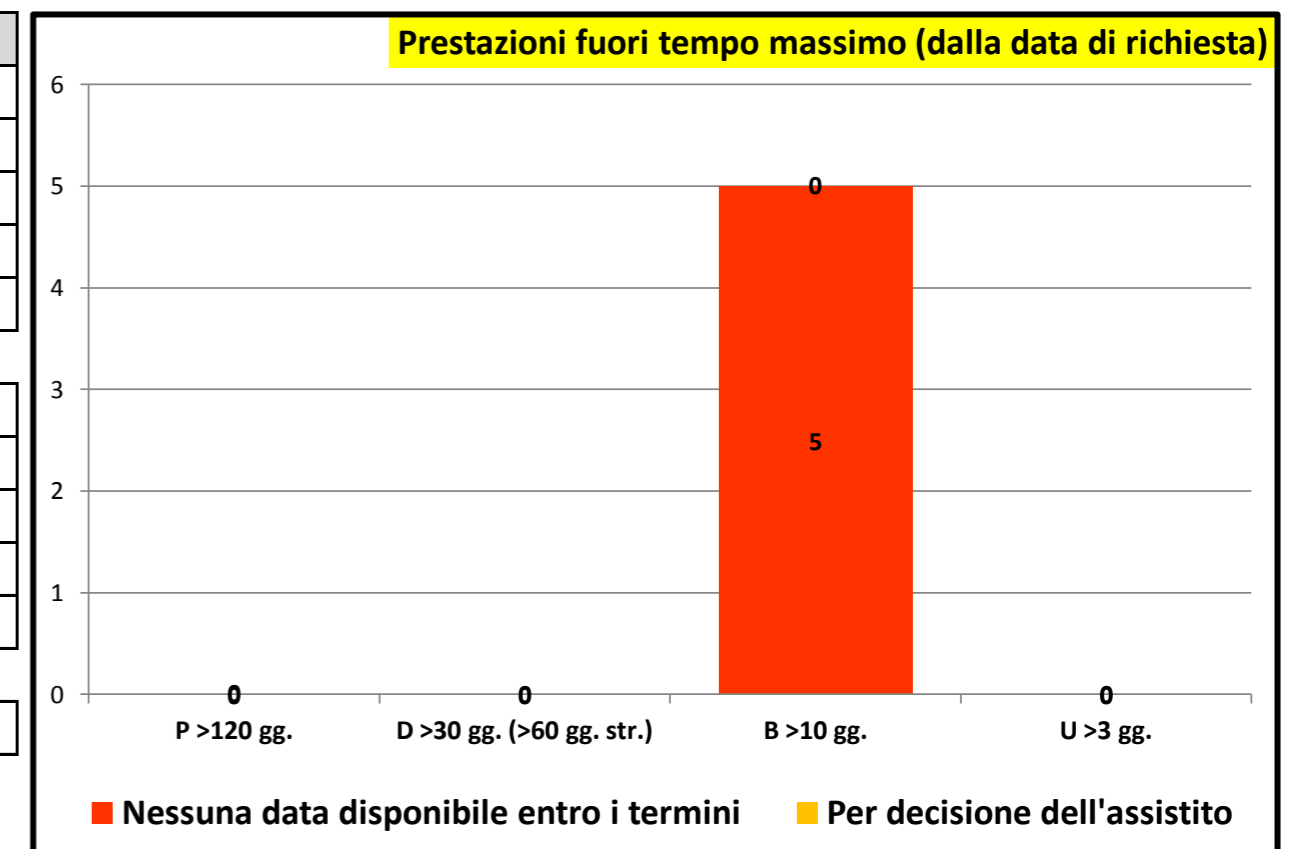
| Attesa media in giorni |     |
|------------------------|-----|
| Programmabili          | 0   |
| Differibili            | 0   |
| Brevi                  | 247 |
| Urgenti                | 0   |
| Attesa media           | 247 |



| Consuntivo prestazioni |   |
|------------------------|---|
| Tot. P                 | 0 |
| Tot. D                 | 0 |
| Tot. B                 | 5 |
| Tot. U                 | 0 |
| Tot. Prestazioni       | 5 |

|                  |   |
|------------------|---|
| Tot. P >180      | 0 |
| Tot. D >30       | 0 |
| Tot. B >10       | 5 |
| Tot. U >3        | 0 |
| Tot. fuori tempo | 5 |

|                 |   |
|-----------------|---|
| Senza Biffatura | 0 |
|-----------------|---|

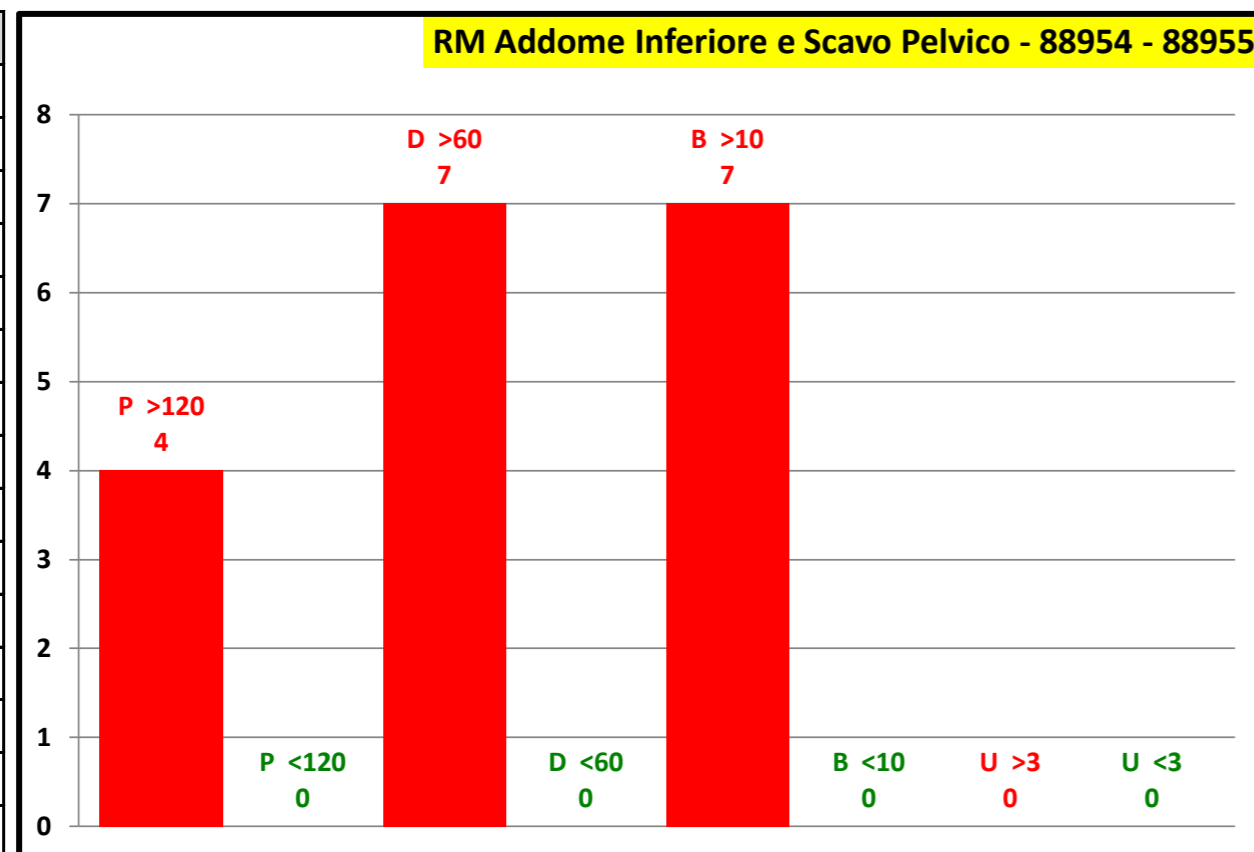




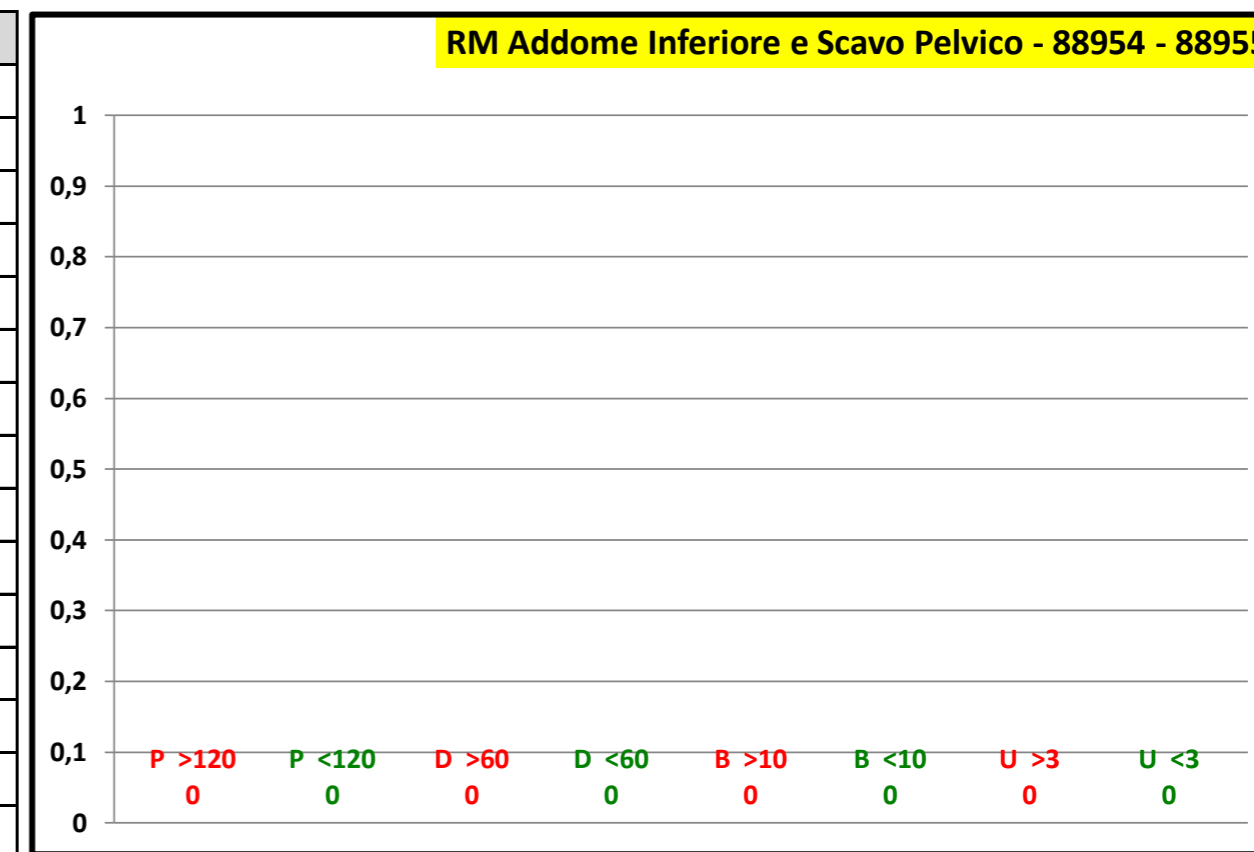
## Governo liste d'attesa

### Rilevazione mensile tempi d'attesa prestazioni ambulatoriali critiche - giugno/2022

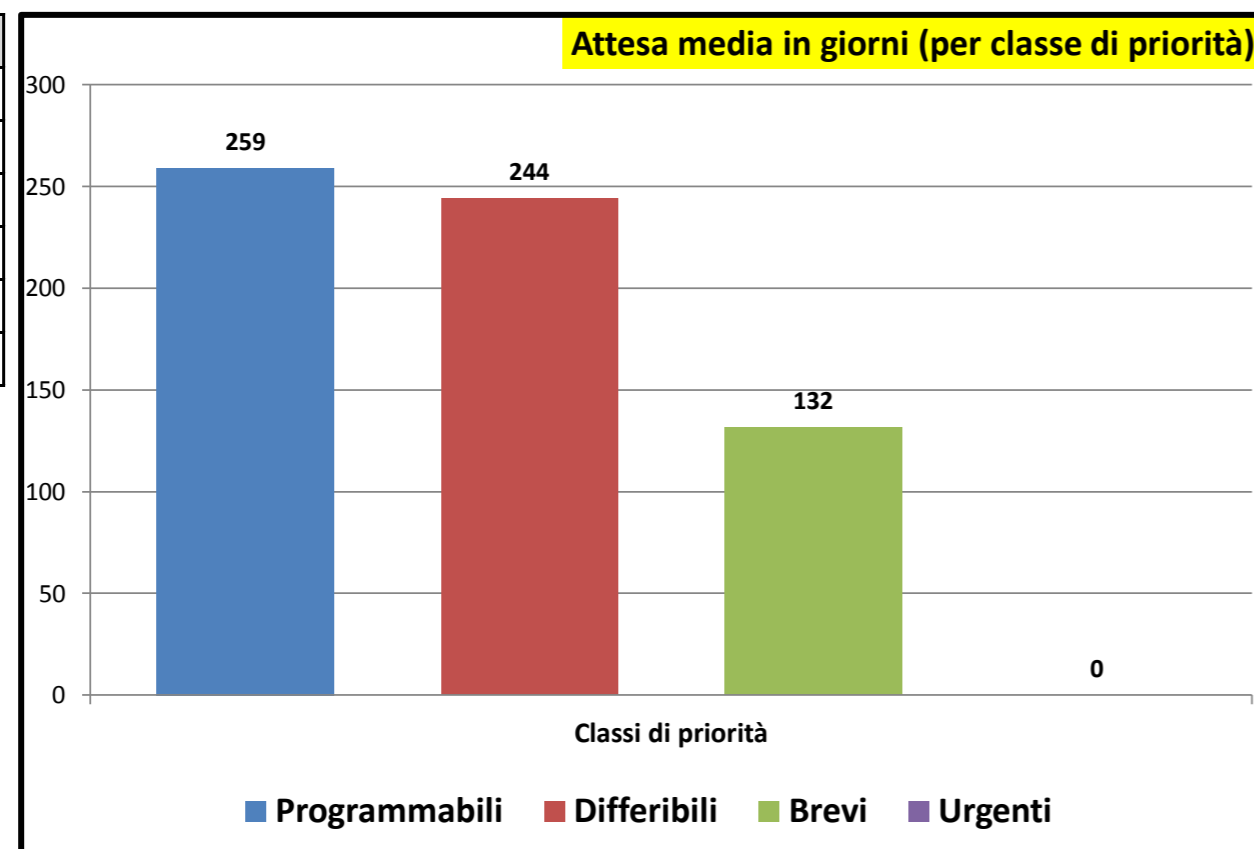
| P.O. GASPARE RODOLICO |   |         |
|-----------------------|---|---------|
| P >120                | 4 | 100,0 % |
| P <120                |   |         |
| P Tot                 | 4 |         |
| D >60                 | 7 | 100,0 % |
| D <60                 |   |         |
| D Tot                 | 7 |         |
| B >10                 | 7 | 100,0 % |
| B <10                 |   |         |
| B Tot                 | 7 |         |
| U >3                  |   |         |
| U <3                  |   |         |
| U Tot                 |   |         |



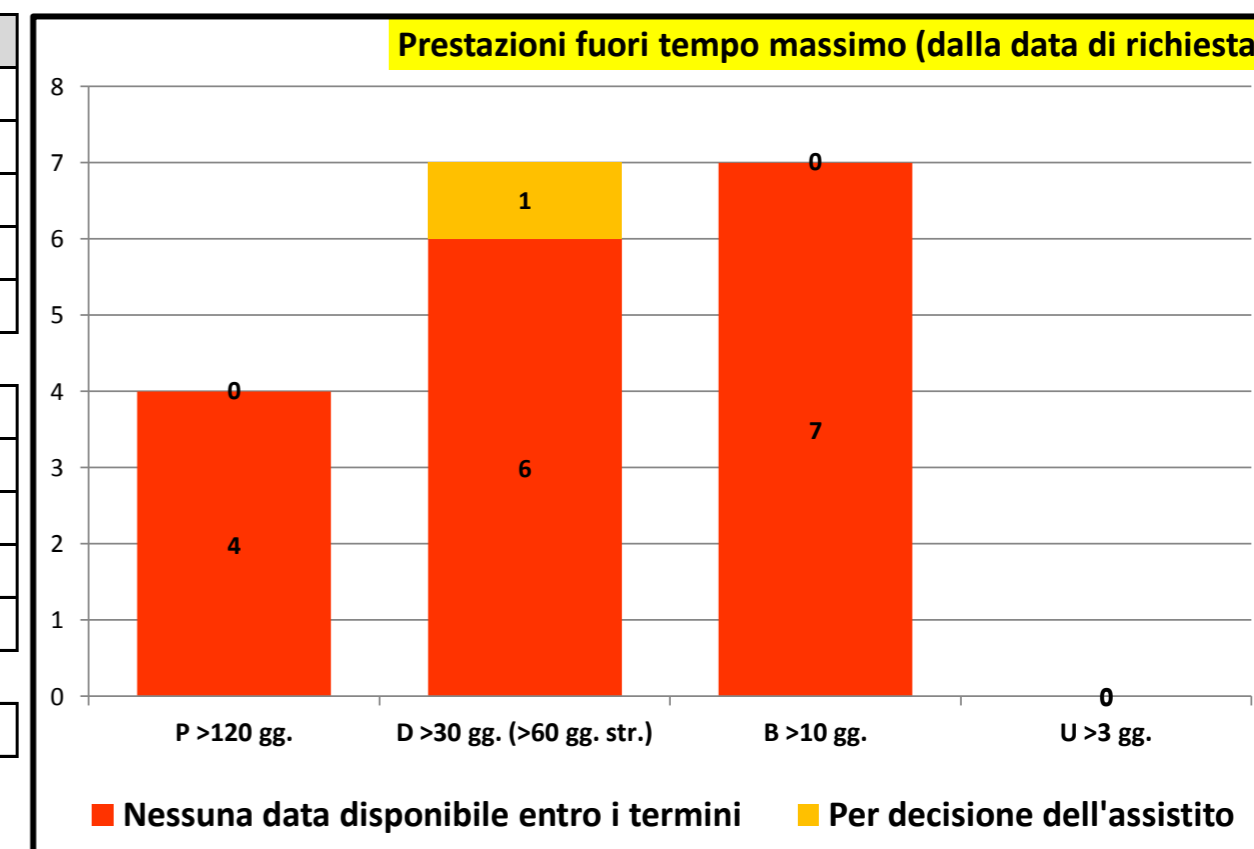
| P.O. SAN MARCO |  |  |
|----------------|--|--|
| P >120         |  |  |
| P <120         |  |  |
| P Tot          |  |  |
| D >60          |  |  |
| D <60          |  |  |
| D Tot          |  |  |
| B >10          |  |  |
| B <10          |  |  |
| B Tot          |  |  |
| U >3           |  |  |
| U <3           |  |  |
| U Tot          |  |  |



| Attesa media in giorni |     |
|------------------------|-----|
| Programmabili          | 259 |
| Differibili            | 244 |
| Brevi                  | 132 |
| Urgenti                | 0   |
| Attesa media           | 204 |



| Consuntivo prestazioni |    |
|------------------------|----|
| Tot. P                 | 4  |
| Tot. D                 | 7  |
| Tot. B                 | 7  |
| Tot. U                 | 0  |
| Tot. Prestazioni       | 18 |
| Tot. P >180            | 4  |
| Tot. D >30             | 7  |
| Tot. B >10             | 7  |
| Tot. U >3              | 0  |
| Tot. fuori tempo       | 18 |
| Senza Biffatura        | 0  |



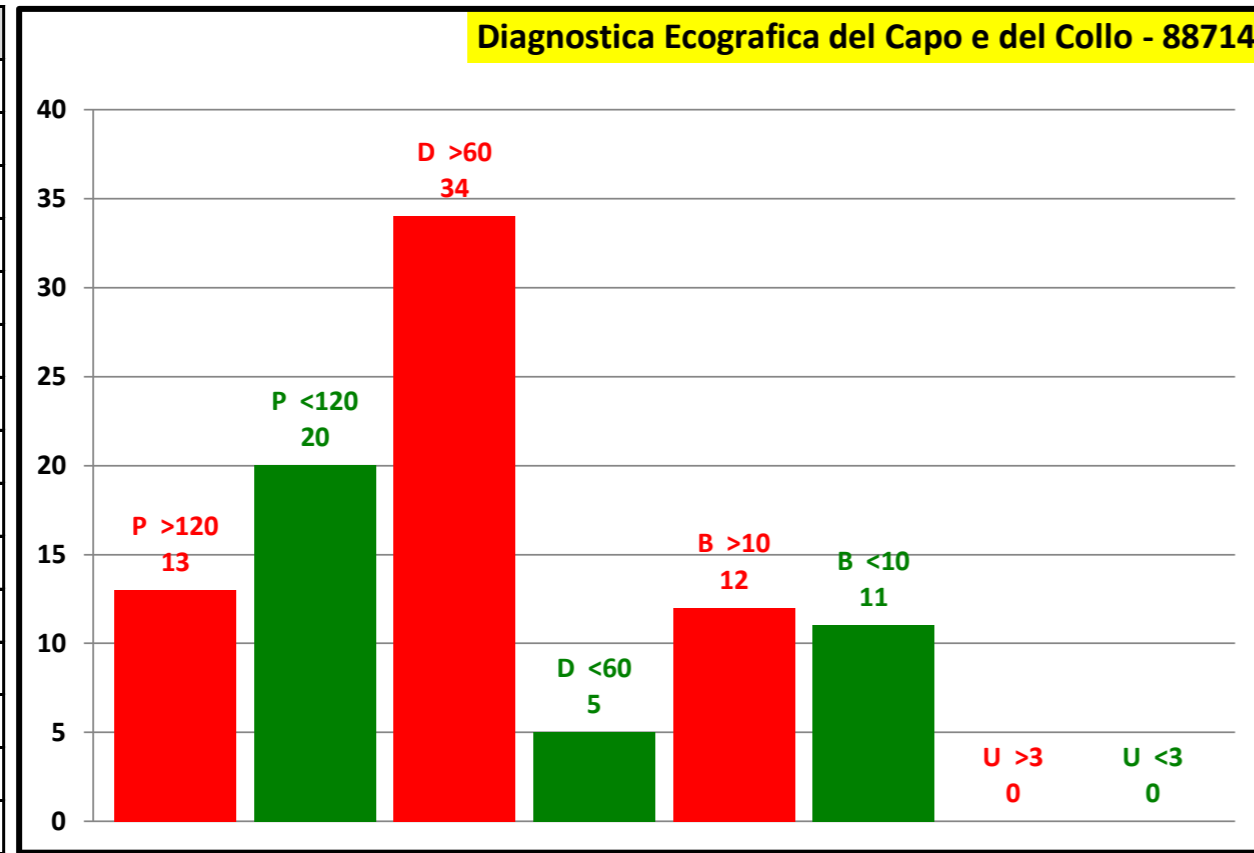




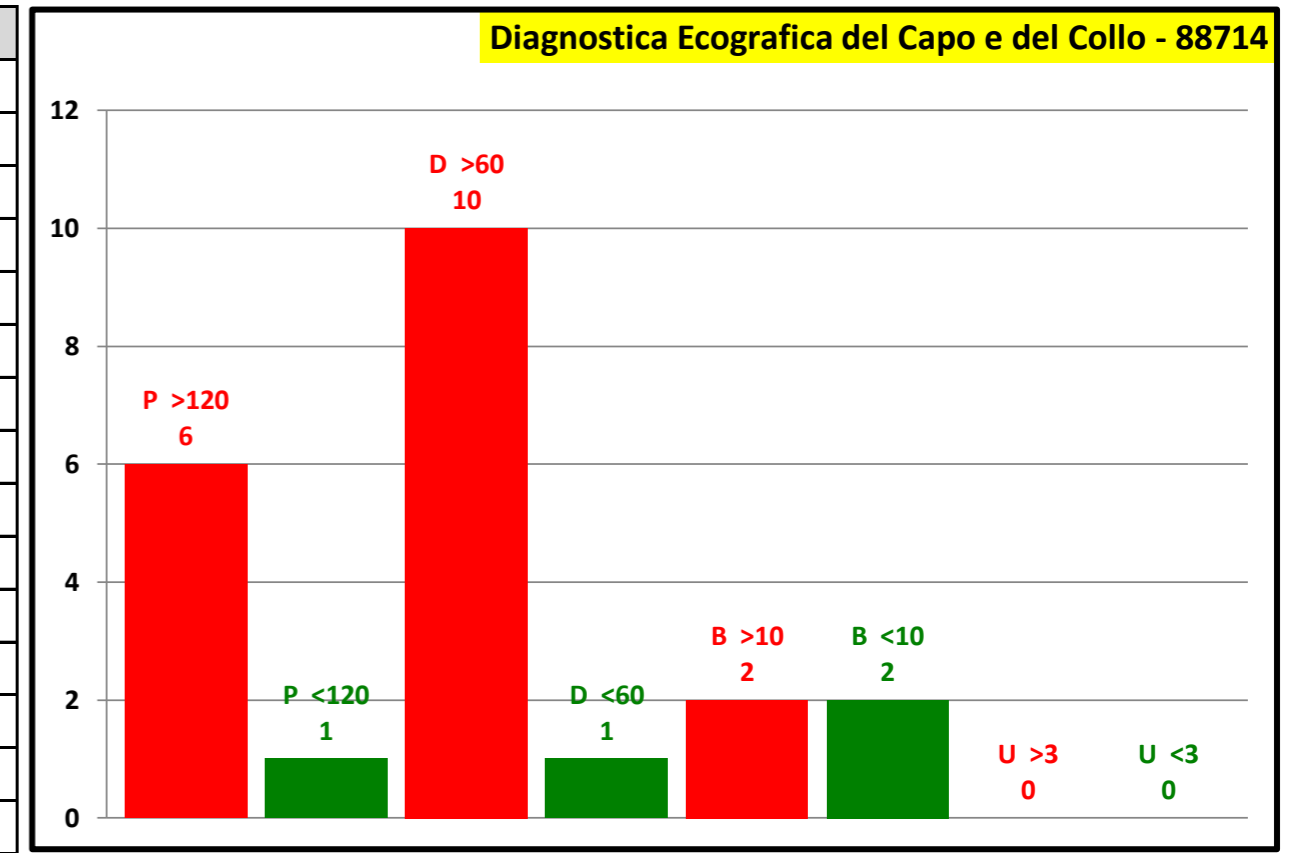
# Governo liste d'attesa

## Rilevazione mensile tempi d'attesa prestazioni ambulatoriali critiche - giugno/2022

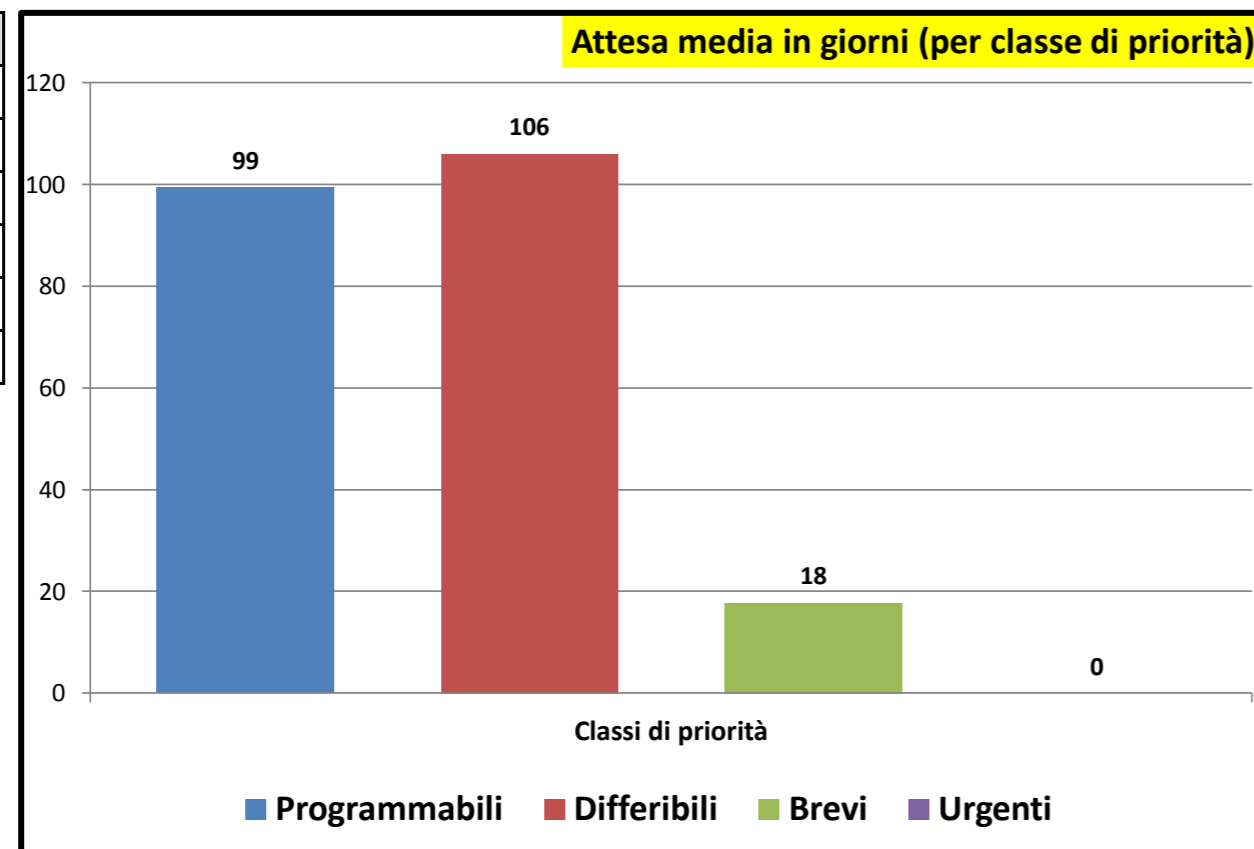
| P.O. GASPARE RODOLICO |           |        |
|-----------------------|-----------|--------|
| P >120                | 13        | 39,4 % |
| P <120                | 20        | 60,6 % |
| <b>P Tot</b>          | <b>33</b> |        |
| D >60                 | 34        | 87,2 % |
| D <60                 | 5         | 12,8 % |
| <b>D Tot</b>          | <b>39</b> |        |
| B >10                 | 12        | 52,2 % |
| B <10                 | 11        | 47,8 % |
| <b>B Tot</b>          | <b>23</b> |        |
| U >3                  |           |        |
| U <3                  |           |        |
| <b>U Tot</b>          |           |        |



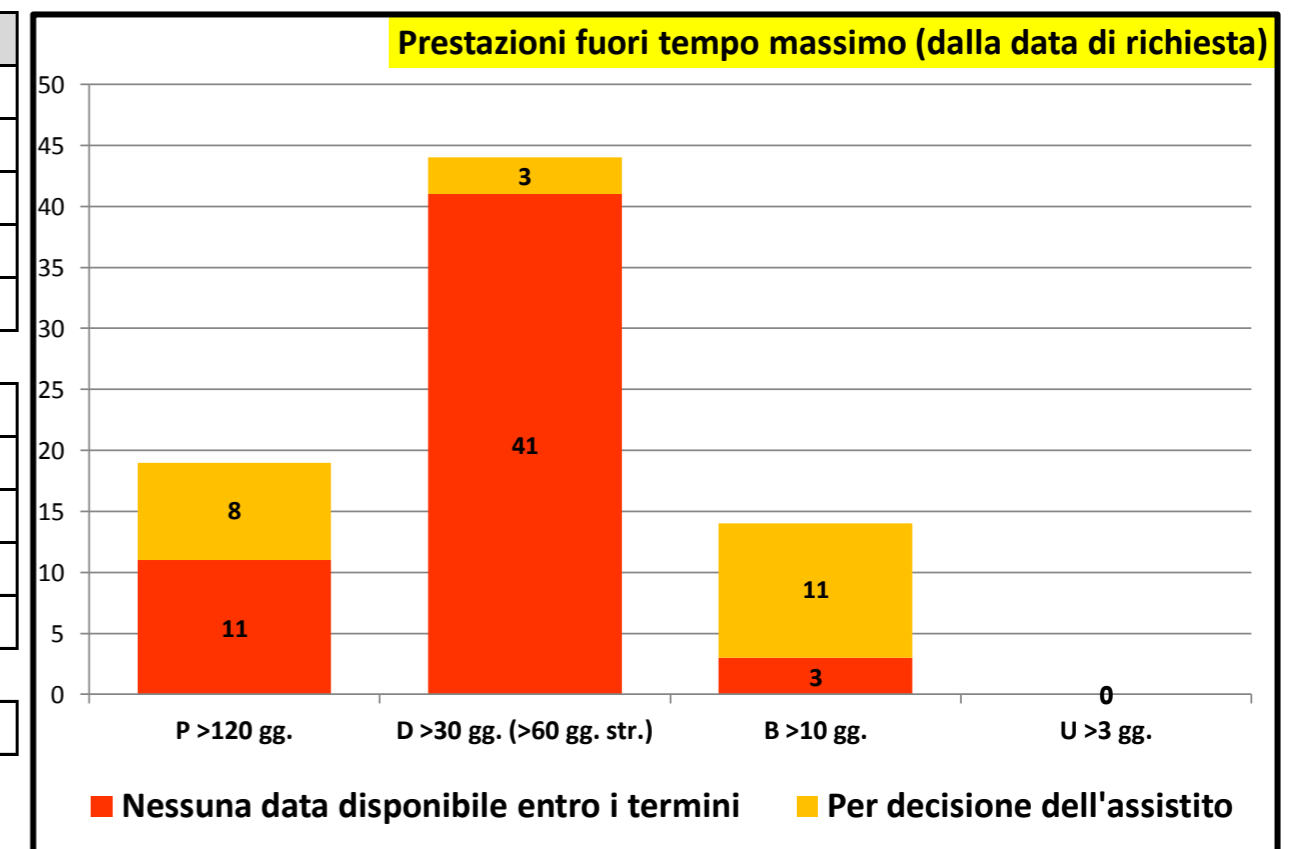
| P.O. SAN MARCO |           |        |
|----------------|-----------|--------|
| P >120         | 6         | 85,7 % |
| P <120         | 1         | 14,3 % |
| <b>P Tot</b>   | <b>7</b>  |        |
| D >60          | 10        | 90,9 % |
| D <60          | 1         | 9,1 %  |
| <b>D Tot</b>   | <b>11</b> |        |
| B >10          | 2         | 50,0 % |
| B <10          | 2         | 50,0 % |
| <b>B Tot</b>   | <b>4</b>  |        |
| U >3           |           |        |
| U <3           |           |        |
| <b>U Tot</b>   |           |        |



| Attesa media in giorni |           |
|------------------------|-----------|
| Programmabili          | 99        |
| Differibili            | 106       |
| Brevi                  | 18        |
| Urgenti                | 0         |
| <b>Attesa media</b>    | <b>83</b> |



| Consuntivo prestazioni  |            |
|-------------------------|------------|
| Tot. P                  | 40         |
| Tot. D                  | 50         |
| Tot. B                  | 27         |
| Tot. U                  | 0          |
| <b>Tot. Prestazioni</b> | <b>117</b> |
| Tot. P >180             | 19         |
| Tot. D >30              | 44         |
| Tot. B >10              | 14         |
| Tot. U >3               | 0          |
| <b>Tot. fuori tempo</b> | <b>77</b>  |
| Senza Biffatura         | 1          |

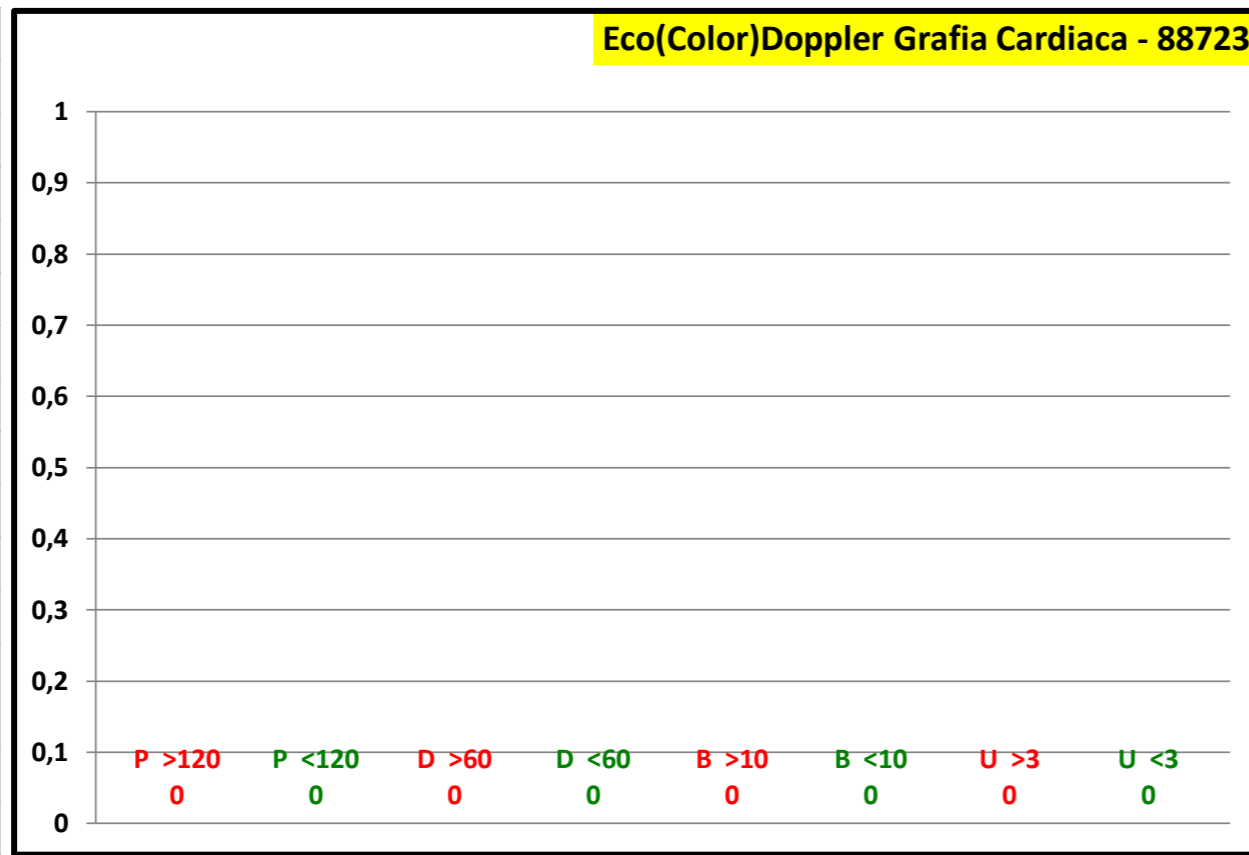




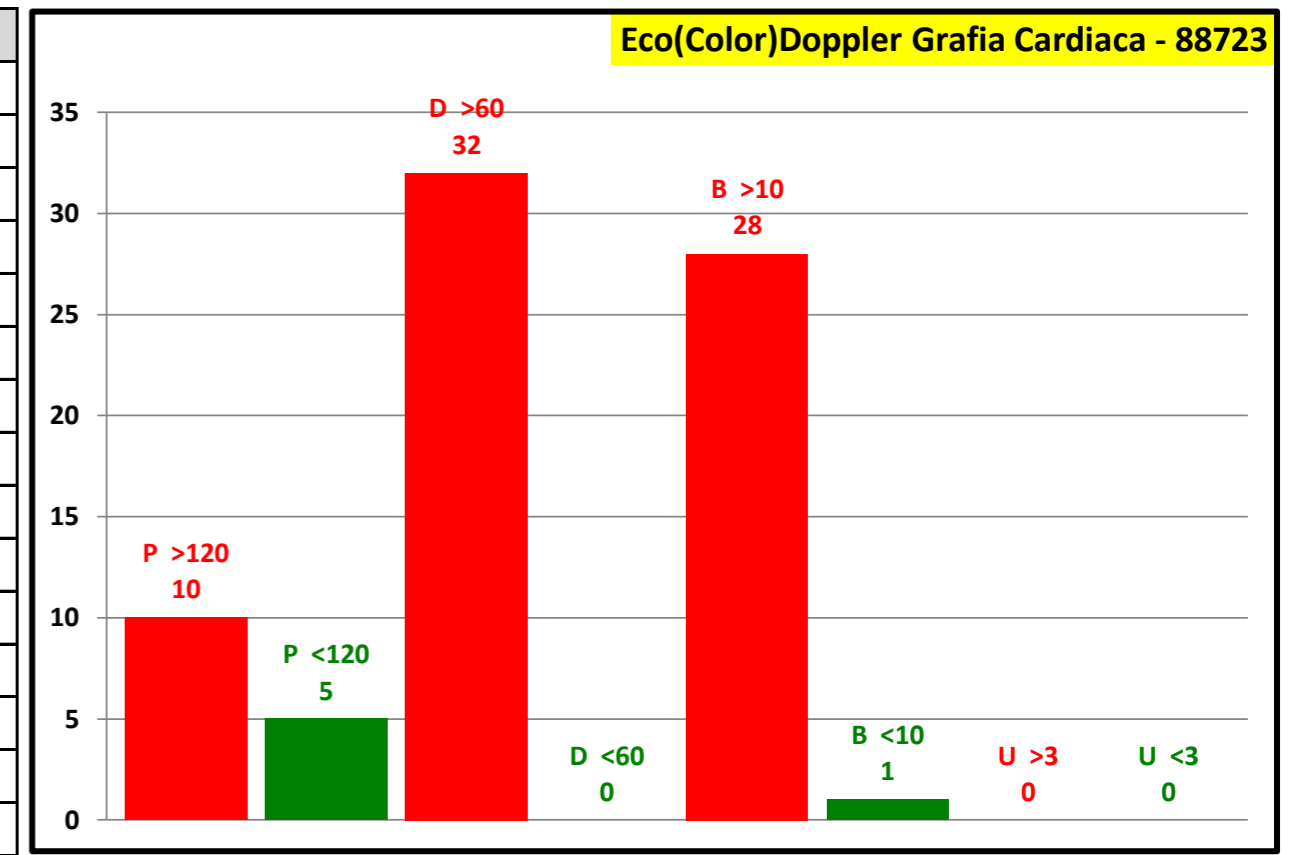
# Governo liste d'attesa

## Rilevazione mensile tempi d'attesa prestazioni ambulatoriali critiche - giugno/2022

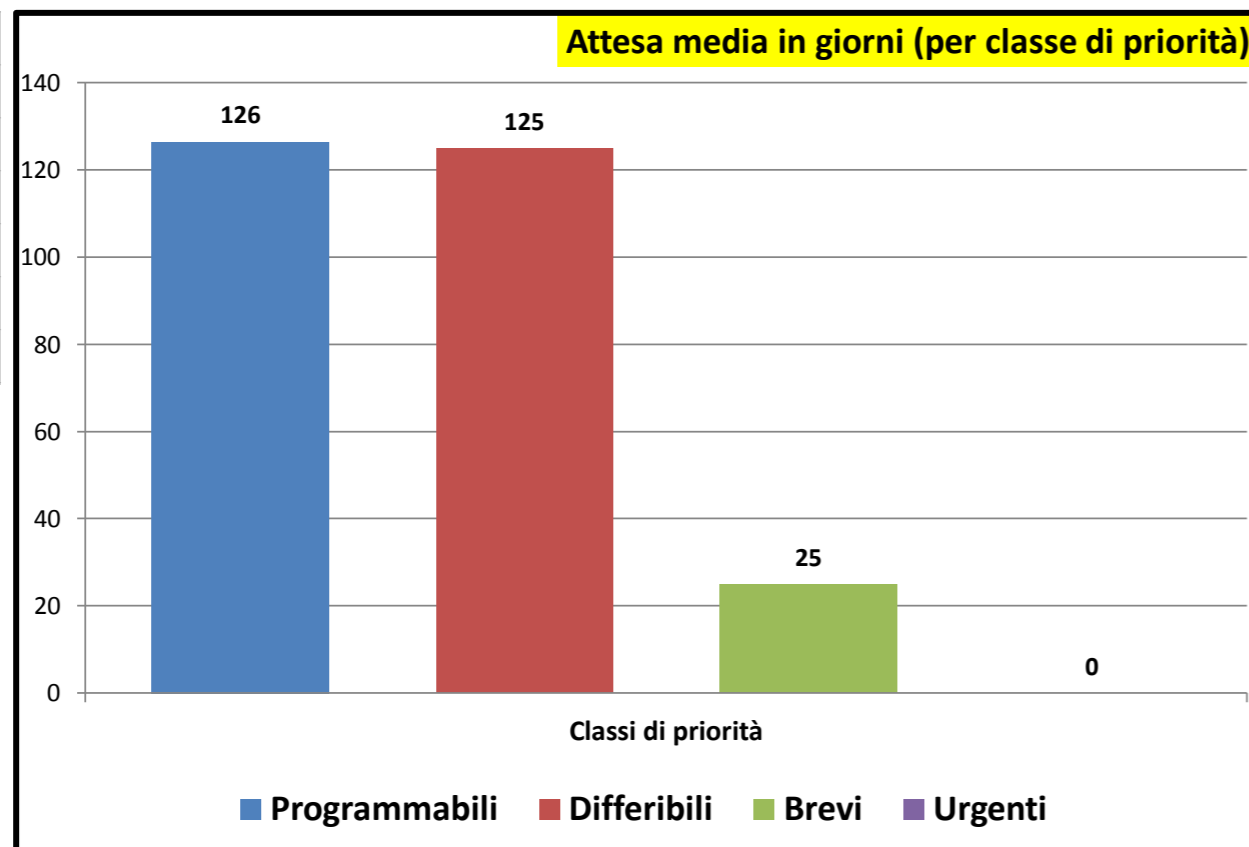
| P.O. GASPARE RODOLICO |  |
|-----------------------|--|
| P >120                |  |
| P <120                |  |
| P Tot                 |  |
| D >60                 |  |
| D <60                 |  |
| D Tot                 |  |
| B >10                 |  |
| B <10                 |  |
| B Tot                 |  |
| U >3                  |  |
| U <3                  |  |
| U Tot                 |  |



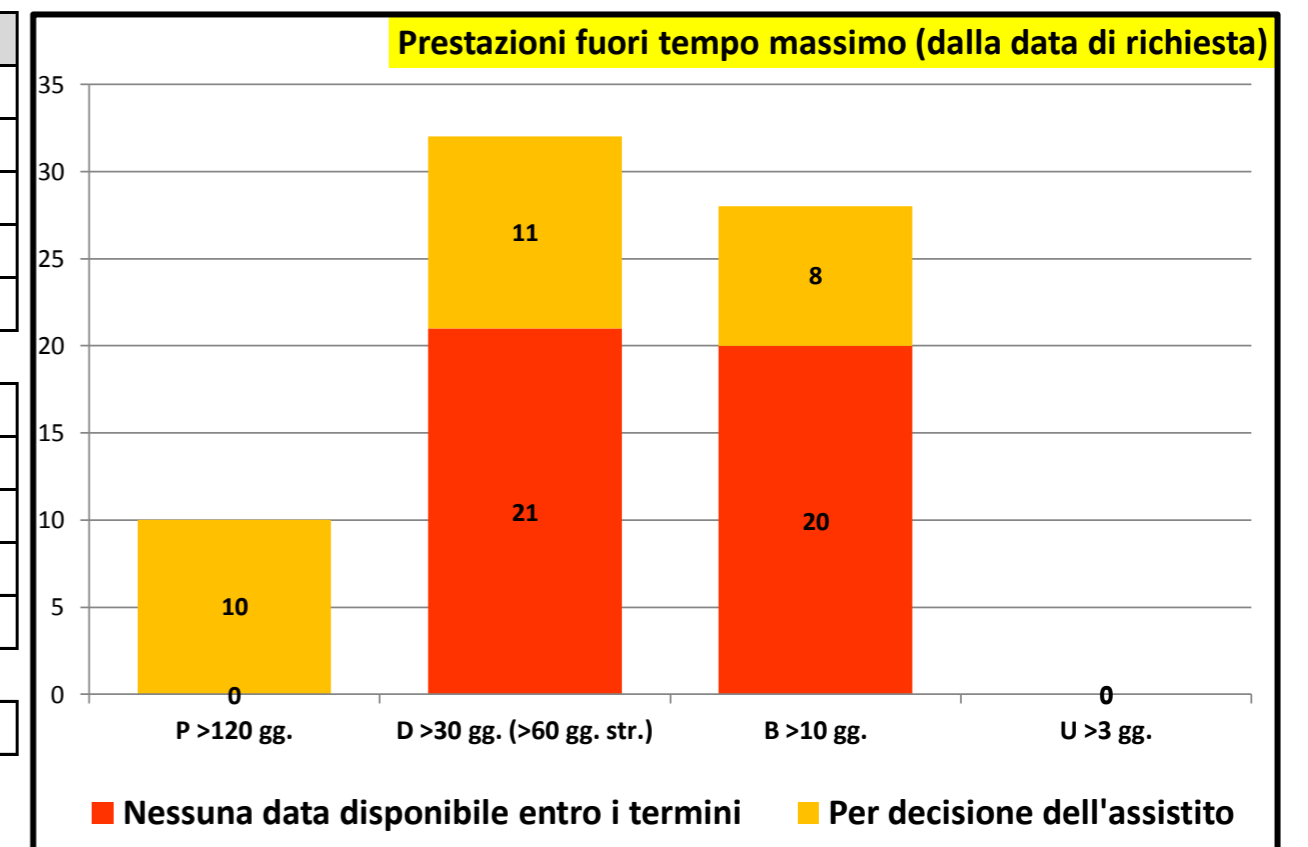
| P.O. SAN MARCO |    |         |
|----------------|----|---------|
| P >120         | 10 | 66,7 %  |
| P <120         | 5  | 33,3 %  |
| P Tot          | 15 |         |
| D >60          | 32 | 100,0 % |
| D <60          |    |         |
| D Tot          | 32 |         |
| B >10          | 28 | 96,6 %  |
| B <10          | 1  | 3,4 %   |
| B Tot          | 29 |         |
| U >3           |    |         |
| U <3           |    |         |
| U Tot          |    |         |



| Attesa media in giorni |     |
|------------------------|-----|
| Programmabili          | 126 |
| Differibili            | 125 |
| Brevi                  | 25  |
| Urgenti                | 0   |
| Attesa media           | 87  |



| Consuntivo prestazioni |    |
|------------------------|----|
| Tot. P                 | 15 |
| Tot. D                 | 32 |
| Tot. B                 | 29 |
| Tot. U                 | 0  |
| Tot. Prestazioni       | 76 |
| Tot. P >180            | 10 |
| Tot. D >30             | 32 |
| Tot. B >10             | 28 |
| Tot. U >3              | 0  |
| Tot. fuori tempo       | 70 |
| Senza Biffatura        | 0  |

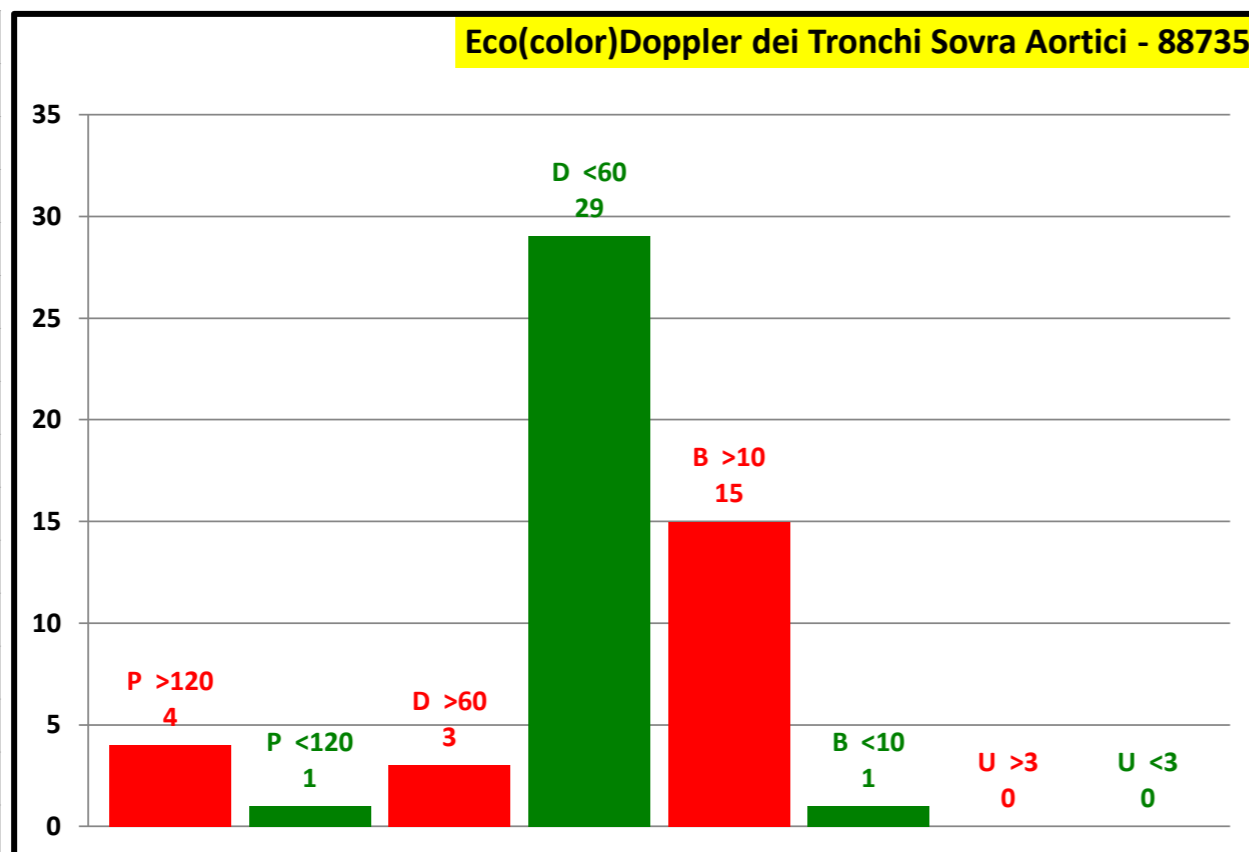




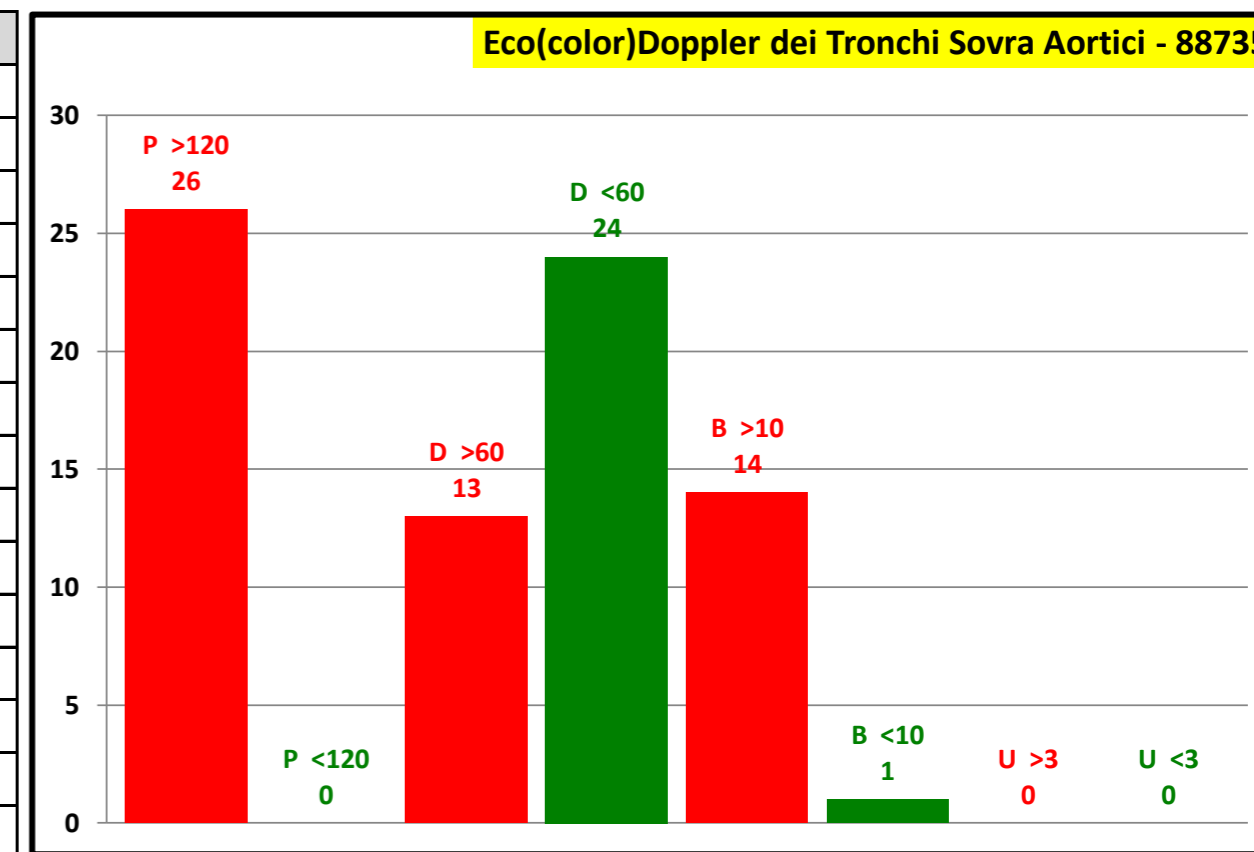
# Governo liste d'attesa

## Rilevazione mensile tempi d'attesa prestazioni ambulatoriali critiche - giugno/2022

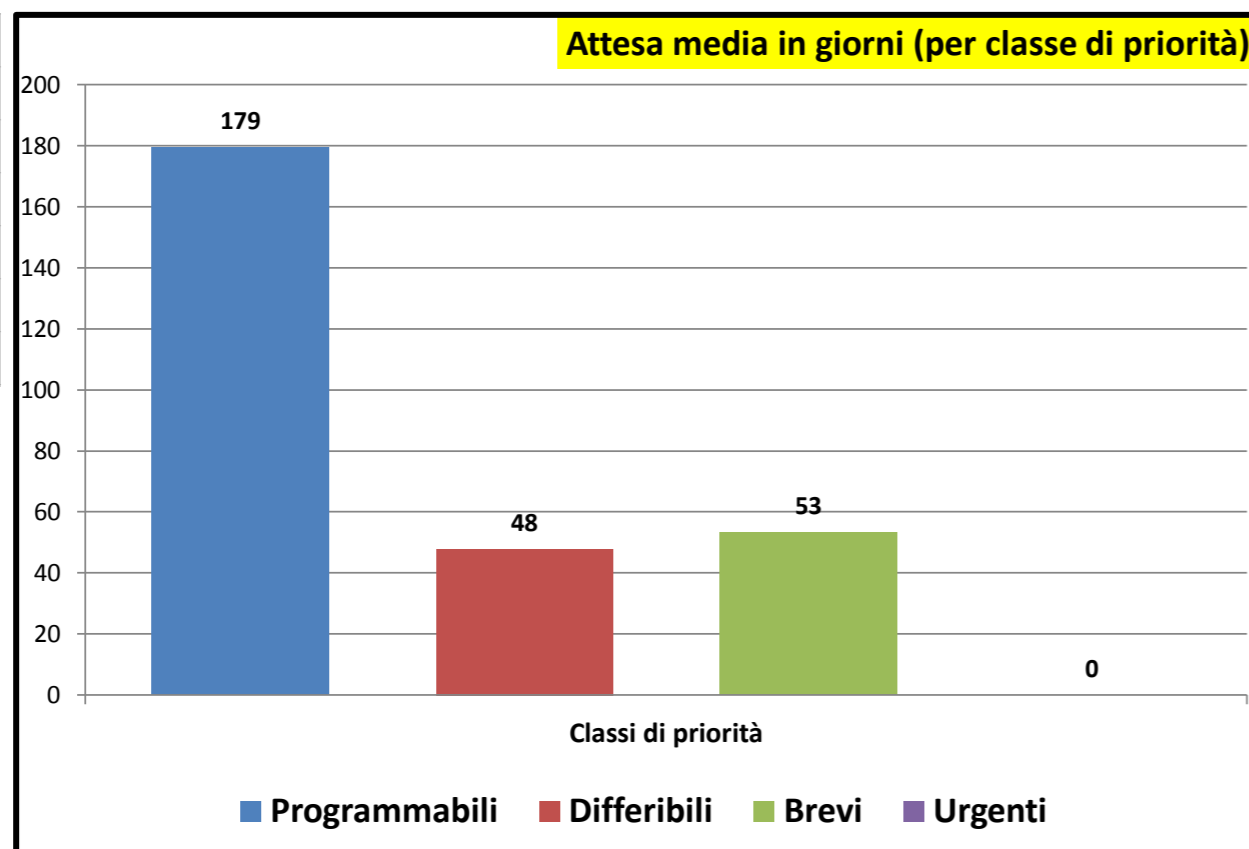
| P.O. GASPARE RODOLICO |    |        |
|-----------------------|----|--------|
| P >120                | 4  | 80,0 % |
| P <120                | 1  | 20,0 % |
| P Tot                 | 5  |        |
| D >60                 | 3  | 9,4 %  |
| D <60                 | 29 | 90,6 % |
| D Tot                 | 32 |        |
| B >10                 | 15 | 93,8 % |
| B <10                 | 1  | 6,3 %  |
| B Tot                 | 16 |        |
| U >3                  |    |        |
| U <3                  |    |        |
| U Tot                 |    |        |



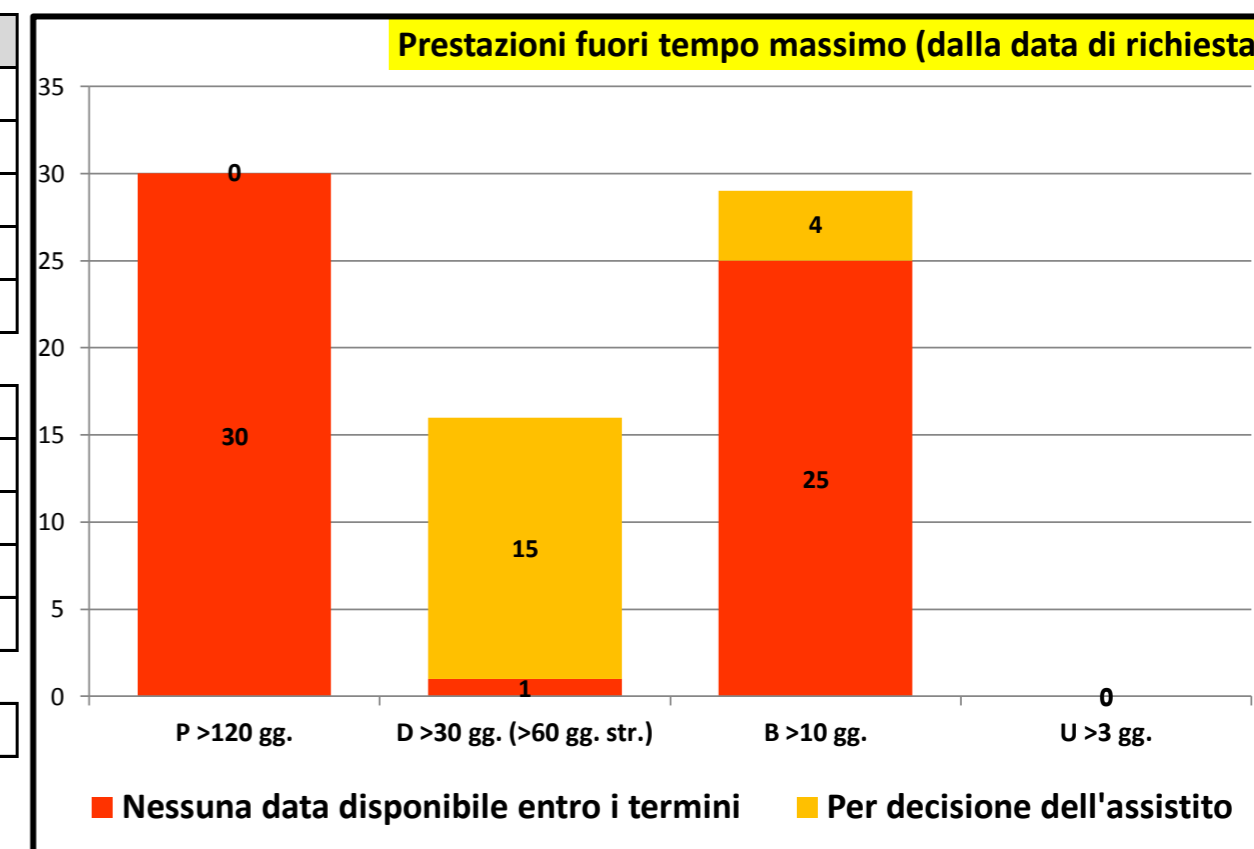
| P.O. SAN MARCO |    |         |
|----------------|----|---------|
| P >120         | 26 | 100,0 % |
| P <120         |    |         |
| P Tot          | 26 |         |
| D >60          | 13 | 35,1 %  |
| D <60          | 24 | 64,9 %  |
| D Tot          | 37 |         |
| B >10          | 14 | 93,3 %  |
| B <10          | 1  | 6,7 %   |
| B Tot          | 15 |         |
| U >3           |    |         |
| U <3           |    |         |
| U Tot          |    |         |



| Attesa media in giorni |     |
|------------------------|-----|
| Programmabili          | 179 |
| Differibili            | 48  |
| Brevi                  | 53  |
| Urgenti                | 0   |
| Attesa media           | 80  |



| Consuntivo prestazioni |     |
|------------------------|-----|
| Tot. P                 | 31  |
| Tot. D                 | 69  |
| Tot. B                 | 31  |
| Tot. U                 | 0   |
| Tot. Prestazioni       | 131 |
| Tot. P >180            | 30  |
| Tot. D >30             | 16  |
| Tot. B >10             | 29  |
| Tot. U >3              | 0   |
| Tot. fuori tempo       | 75  |
| Senza Biffatura        | 2   |

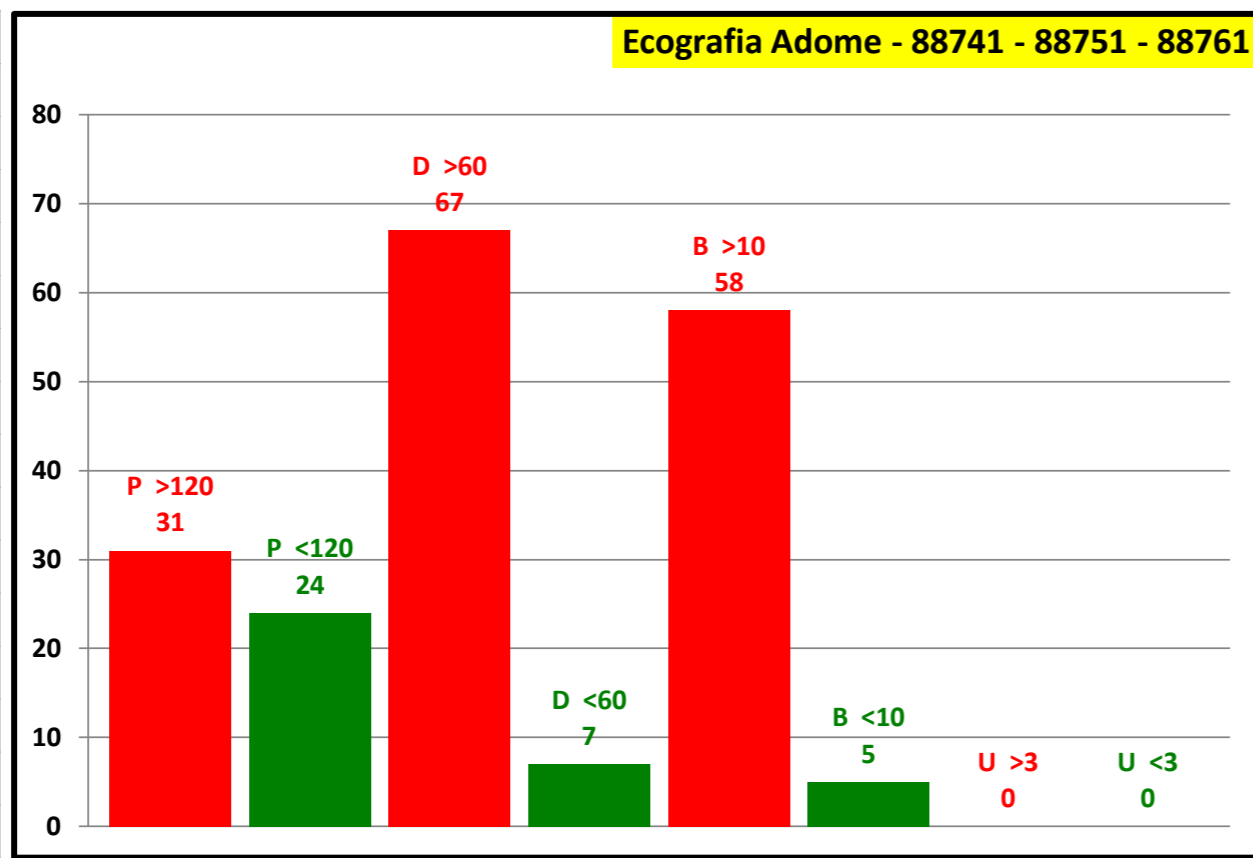




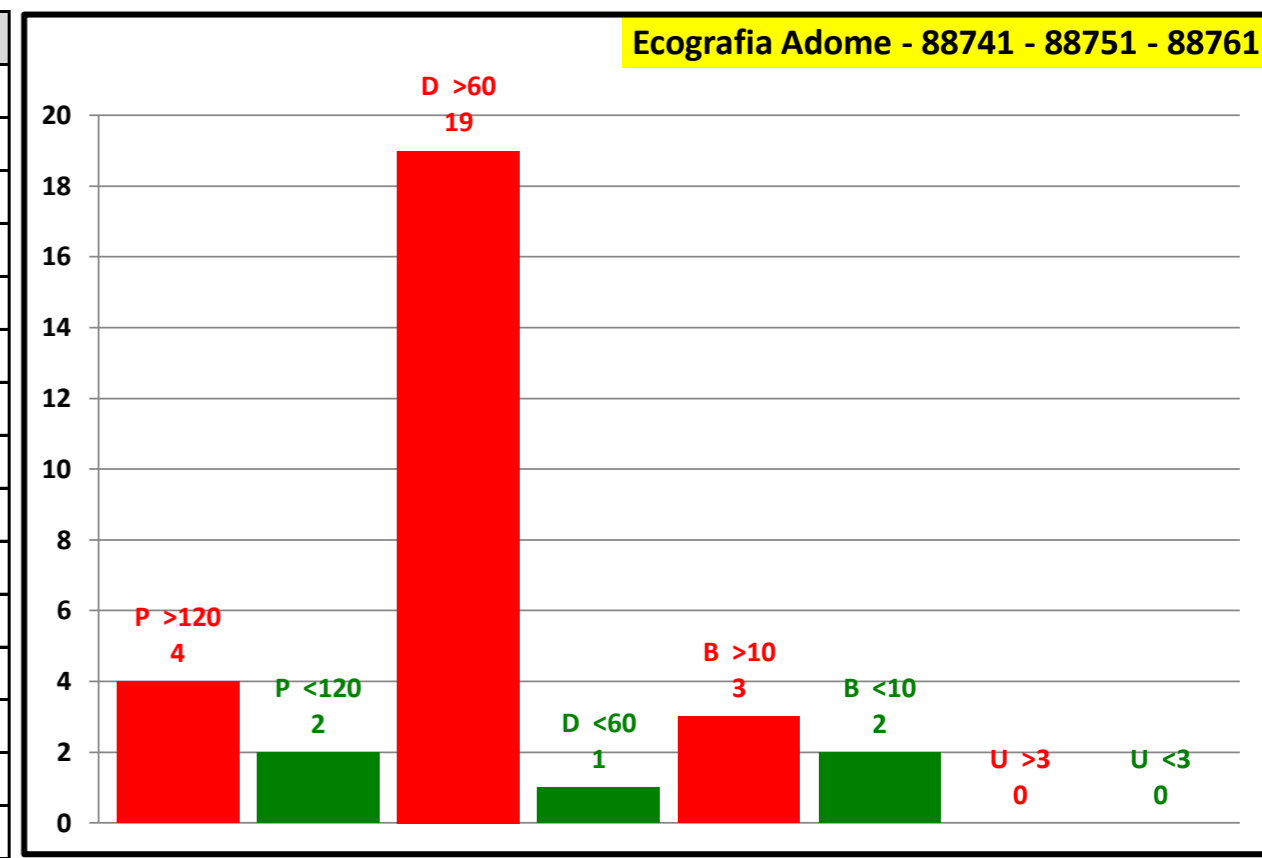
# Governo liste d'attesa

## Rilevazione mensile tempi d'attesa prestazioni ambulatoriali critiche - giugno/2022

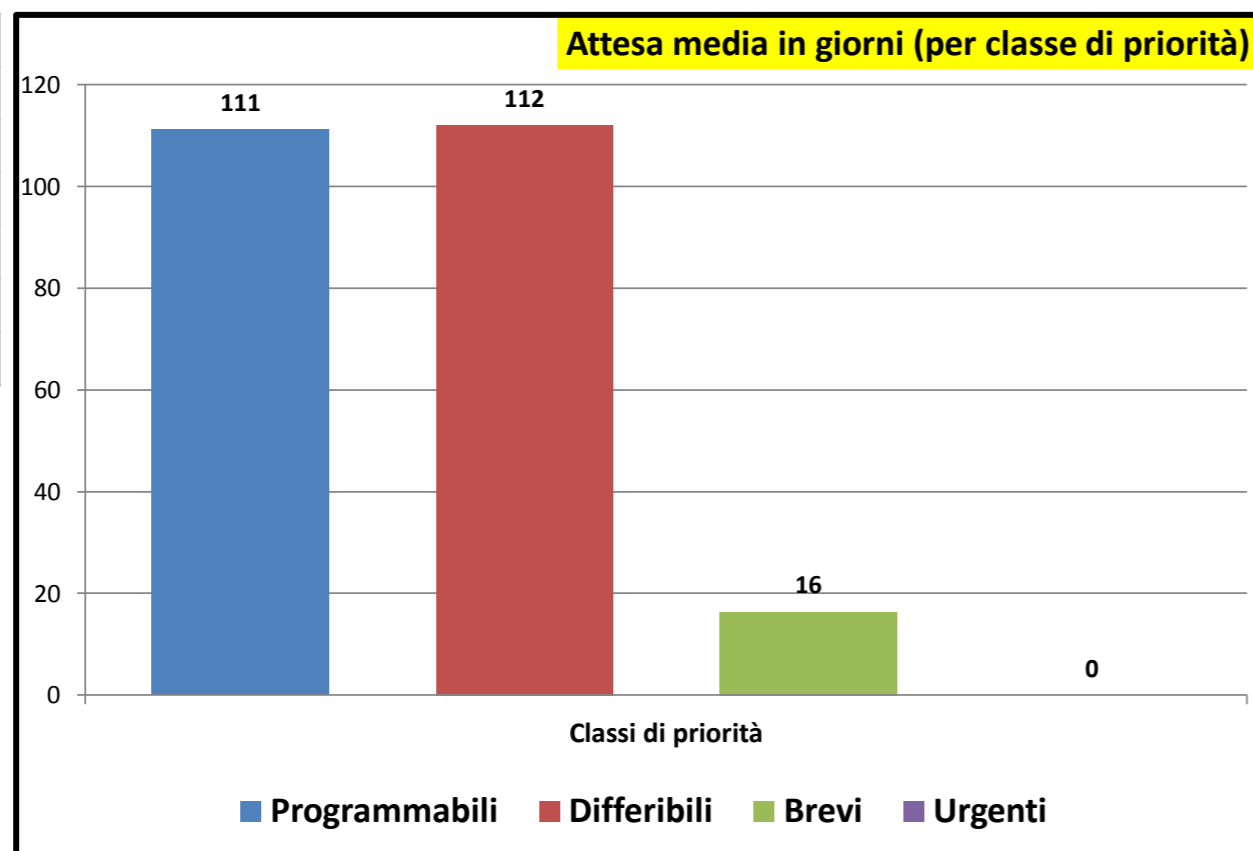
| P.O. GASPARE RODOLICO |    |        |
|-----------------------|----|--------|
| P >120                | 31 | 56,4 % |
| P <120                | 24 | 43,6 % |
| P Tot                 | 55 |        |
| D >60                 | 67 | 90,5 % |
| D <60                 | 7  | 9,5 %  |
| D Tot                 | 74 |        |
| B >10                 | 58 | 92,1 % |
| B <10                 | 5  | 7,9 %  |
| B Tot                 | 63 |        |
| U >3                  |    |        |
| U <3                  |    |        |
| U Tot                 |    |        |



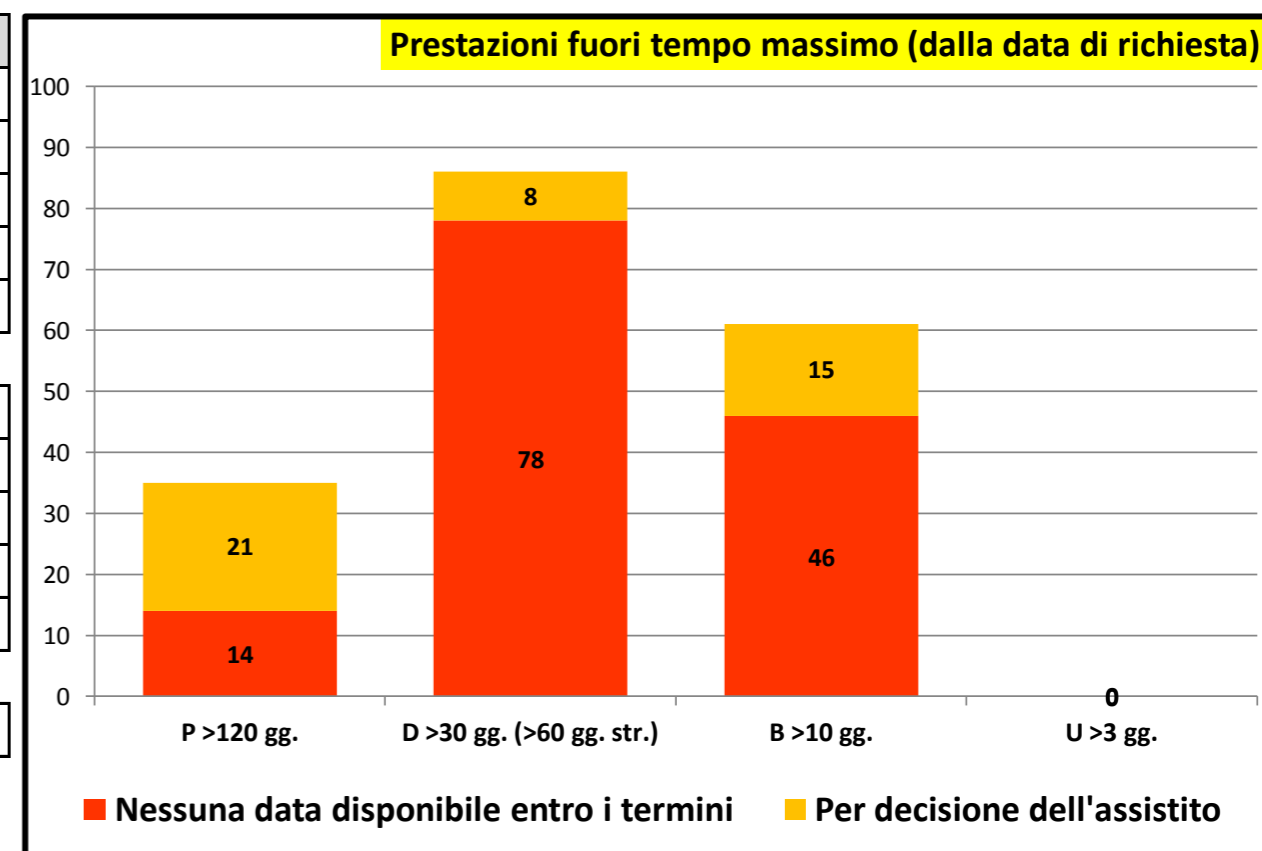
| P.O. SAN MARCO |    |        |
|----------------|----|--------|
| P >120         | 4  | 66,7 % |
| P <120         | 2  | 33,3 % |
| P Tot          | 6  |        |
| D >60          | 19 | 95,0 % |
| D <60          | 1  | 5,0 %  |
| D Tot          | 20 |        |
| B >10          | 3  | 60,0 % |
| B <10          | 2  | 40,0 % |
| B Tot          | 5  |        |
| U >3           |    |        |
| U <3           |    |        |
| U Tot          |    |        |



| Attesa media in giorni |     |
|------------------------|-----|
| Programmabili          | 111 |
| Differibili            | 112 |
| Brevi                  | 16  |
| Urgenti                | 0   |
| Attesa media           | 83  |



| Consuntivo prestazioni |     |
|------------------------|-----|
| Tot. P                 | 61  |
| Tot. D                 | 94  |
| Tot. B                 | 68  |
| Tot. U                 | 0   |
| Tot. Prestazioni       | 223 |
| Tot. P >180            | 35  |
| Tot. D >30             | 86  |
| Tot. B >10             | 61  |
| Tot. U >3              | 0   |
| Tot. fuori tempo       | 182 |
| Senza Biffatura        | 4   |

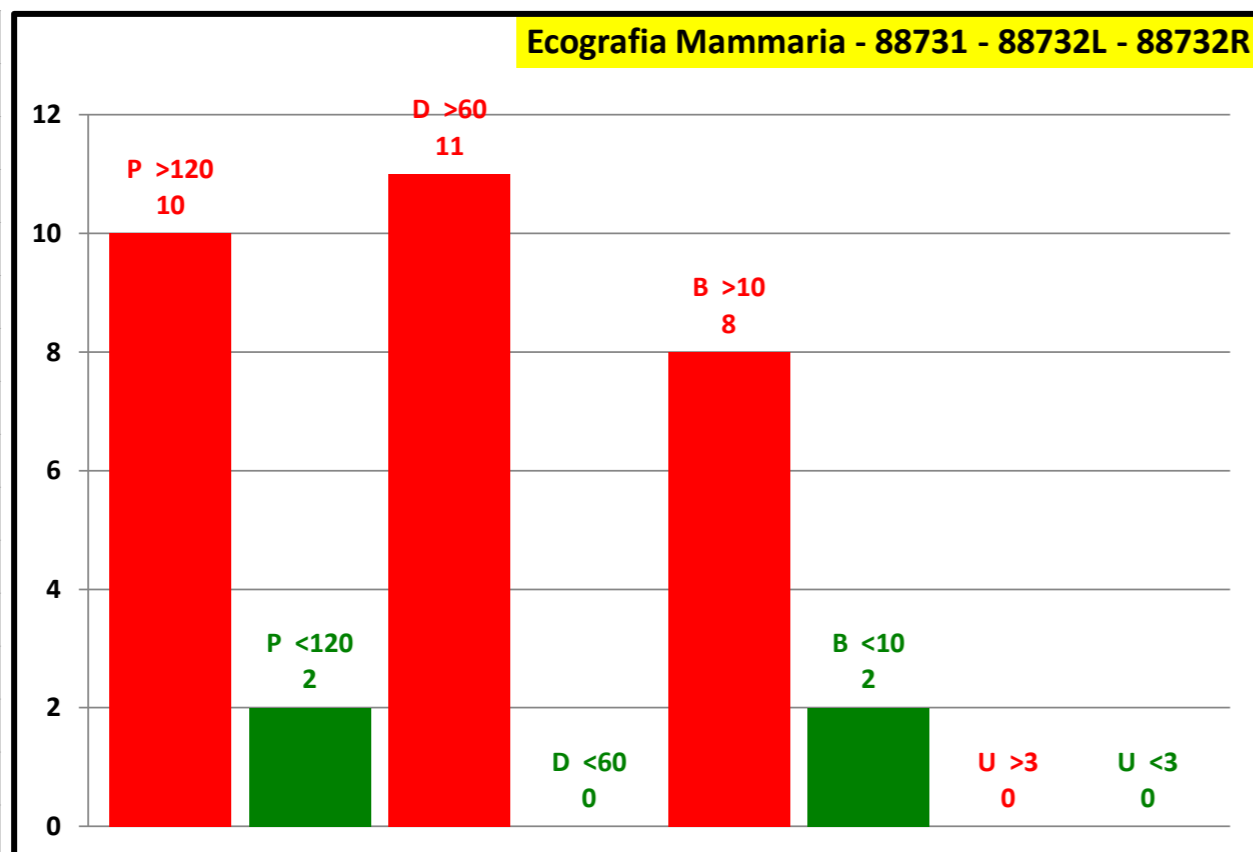




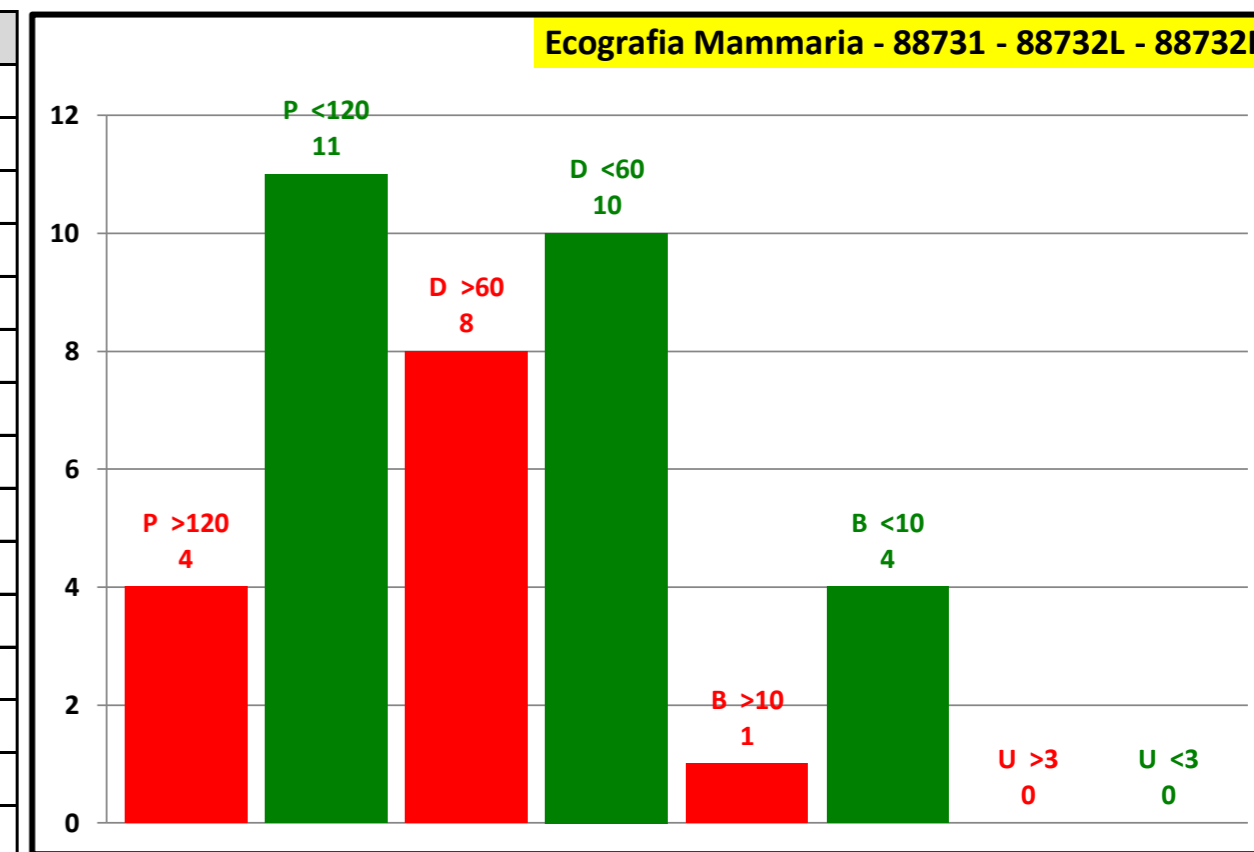
## Governo liste d'attesa

### Rilevazione mensile tempi d'attesa prestazioni ambulatoriali critiche - giugno/2022

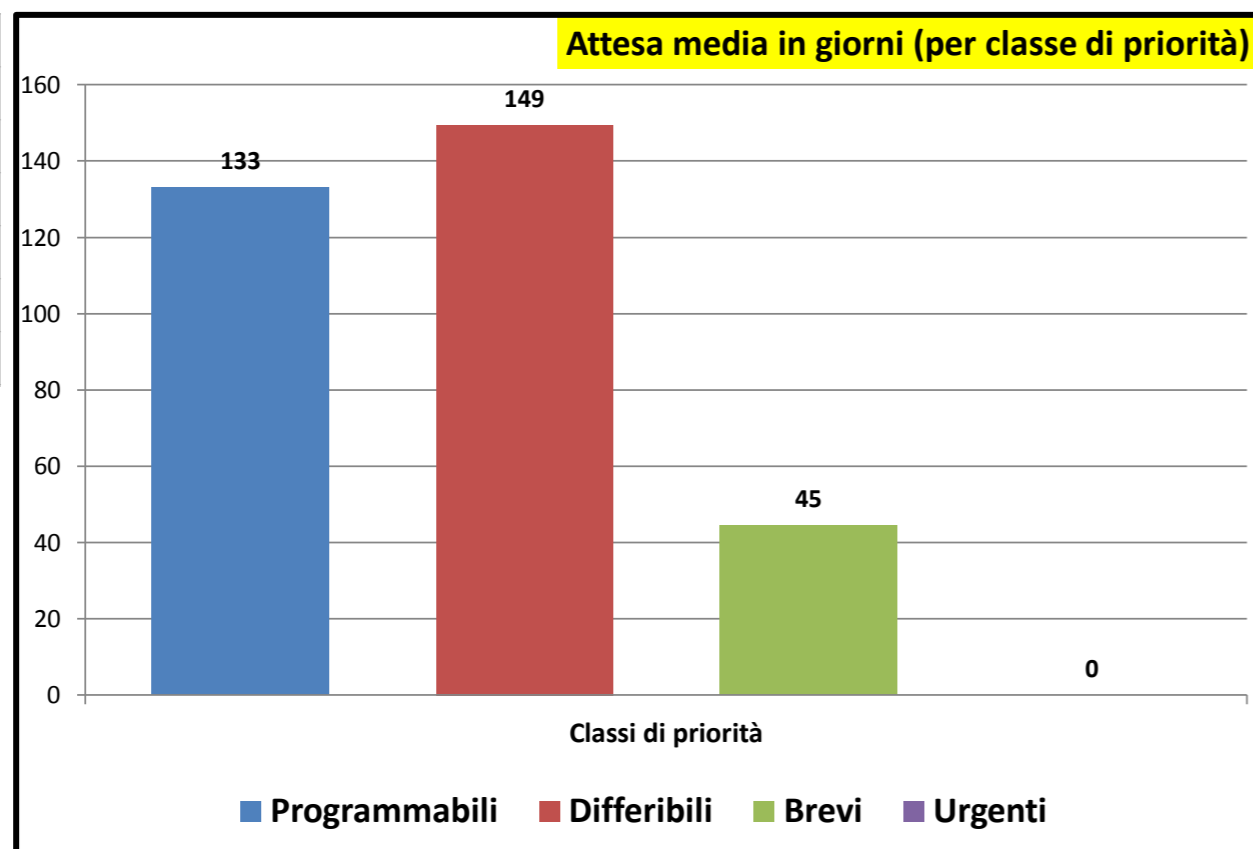
| P.O. GASPARE RODOLICO |    |         |
|-----------------------|----|---------|
| P >120                | 10 | 83,3 %  |
| P <120                | 2  | 16,7 %  |
| P Tot                 | 12 |         |
| D >60                 | 11 | 100,0 % |
| D <60                 |    |         |
| D Tot                 | 11 |         |
| B >10                 | 8  | 80,0 %  |
| B <10                 | 2  | 20,0 %  |
| B Tot                 | 10 |         |
| U >3                  |    |         |
| U <3                  |    |         |
| U Tot                 |    |         |



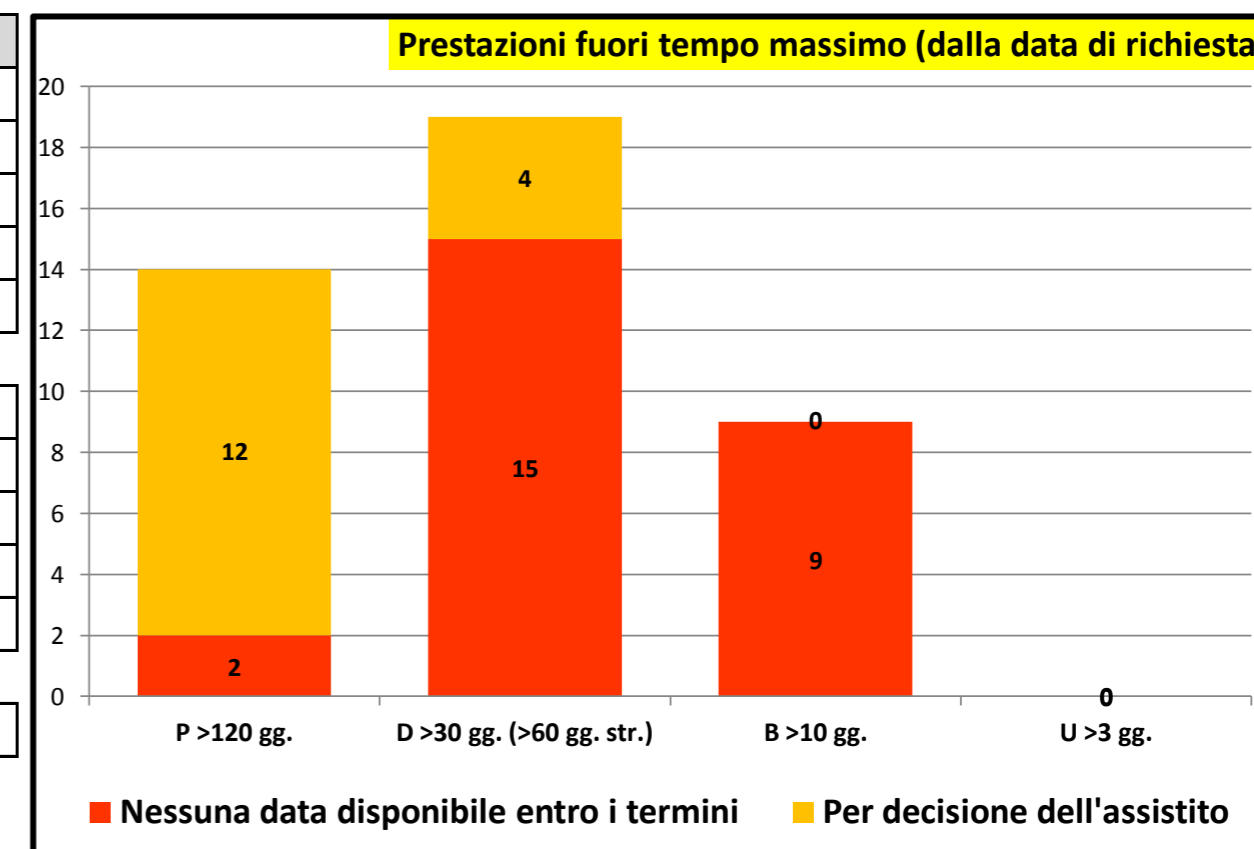
| P.O. SAN MARCO |    |        |
|----------------|----|--------|
| P >120         | 4  | 26,7 % |
| P <120         | 11 | 73,3 % |
| P Tot          | 15 |        |
| D >60          | 8  | 44,4 % |
| D <60          | 10 | 55,6 % |
| D Tot          | 18 |        |
| B >10          | 1  | 20,0 % |
| B <10          | 4  | 80,0 % |
| B Tot          | 5  |        |
| U >3           |    |        |
| U <3           |    |        |
| U Tot          |    |        |



| Attesa media in giorni |     |
|------------------------|-----|
| Programmabili          | 133 |
| Differibili            | 149 |
| Brevi                  | 45  |
| Urgenti                | 0   |
| Attesa media           | 121 |



| Consuntivo prestazioni |    |
|------------------------|----|
| Tot. P                 | 27 |
| Tot. D                 | 29 |
| Tot. B                 | 15 |
| Tot. U                 | 0  |
| Tot. Prestazioni       | 71 |
| Tot. P >180            | 14 |
| Tot. D >30             | 19 |
| Tot. B >10             | 9  |
| Tot. U >3              | 0  |
| Tot. fuori tempo       | 42 |
| Senza Biffatura        | 3  |

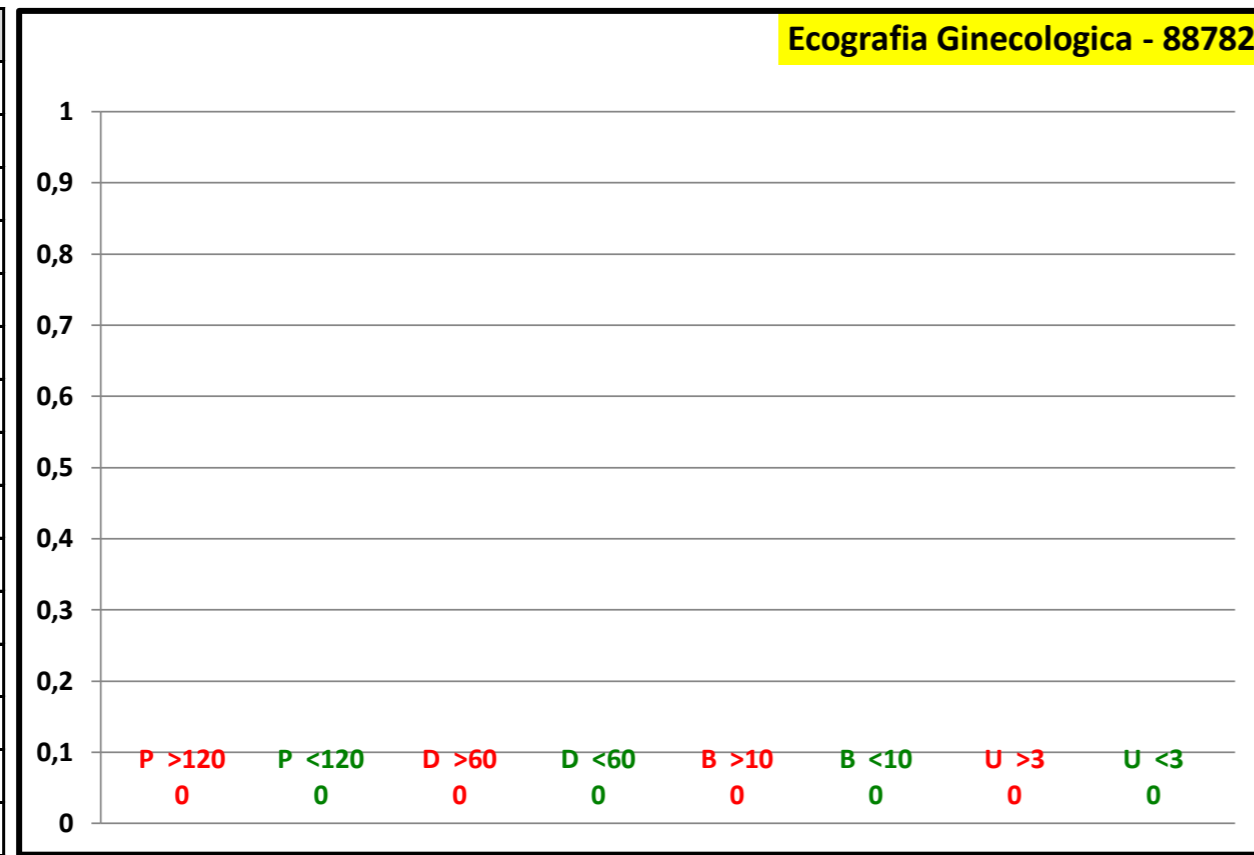




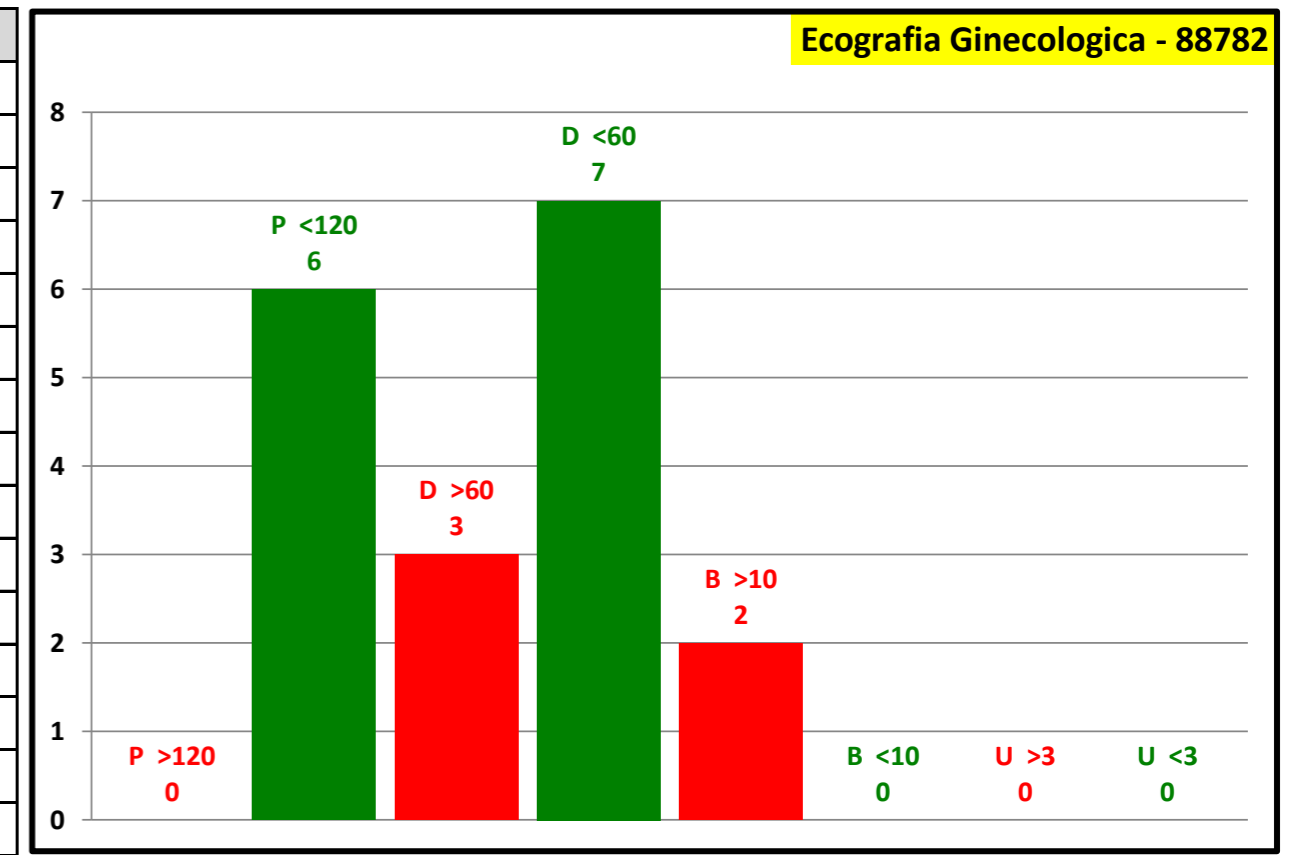
# Governo liste d'attesa

## Rilevazione mensile tempi d'attesa prestazioni ambulatoriali critiche - giugno/2022

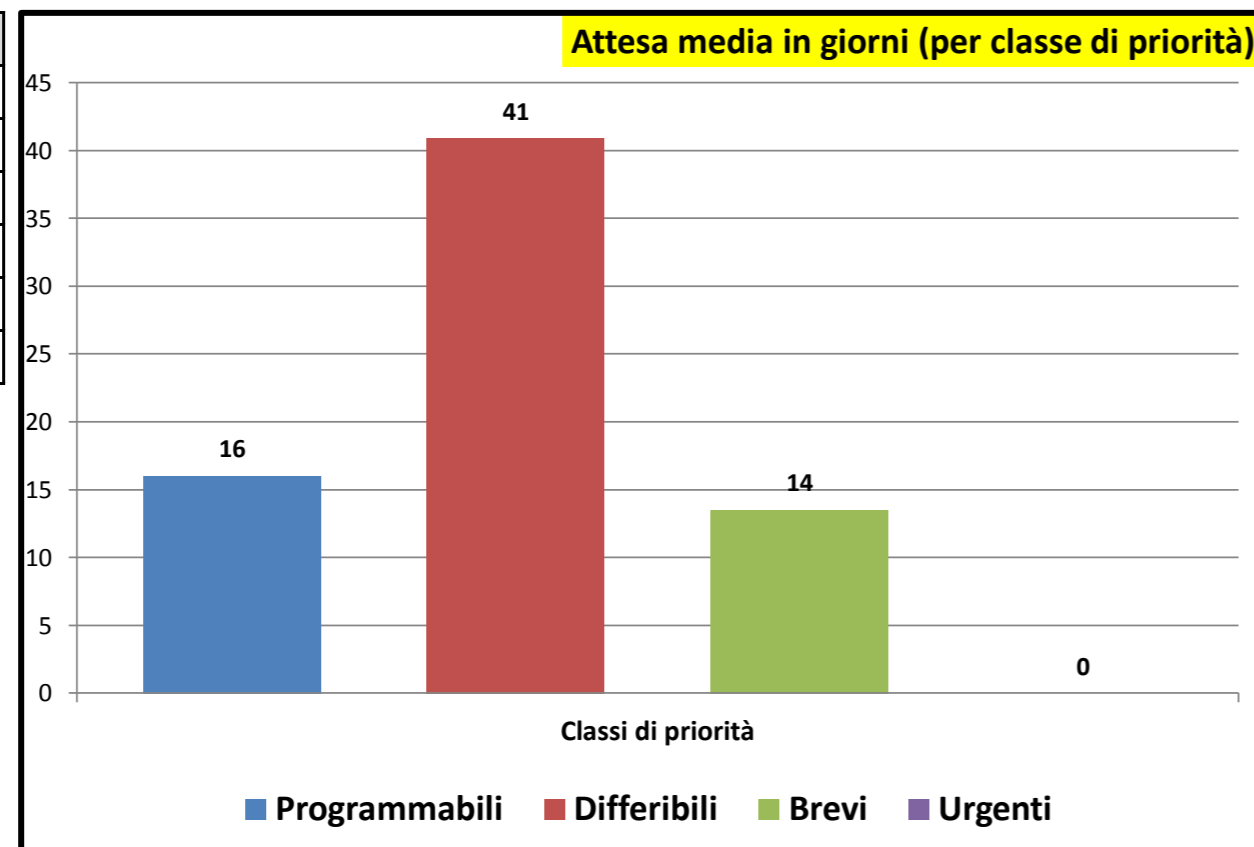
| P.O. GASPARE RODOLICO |  |
|-----------------------|--|
| P >120                |  |
| P <120                |  |
| P Tot                 |  |
| D >60                 |  |
| D <60                 |  |
| D Tot                 |  |
| B >10                 |  |
| B <10                 |  |
| B Tot                 |  |
| U >3                  |  |
| U <3                  |  |
| U Tot                 |  |



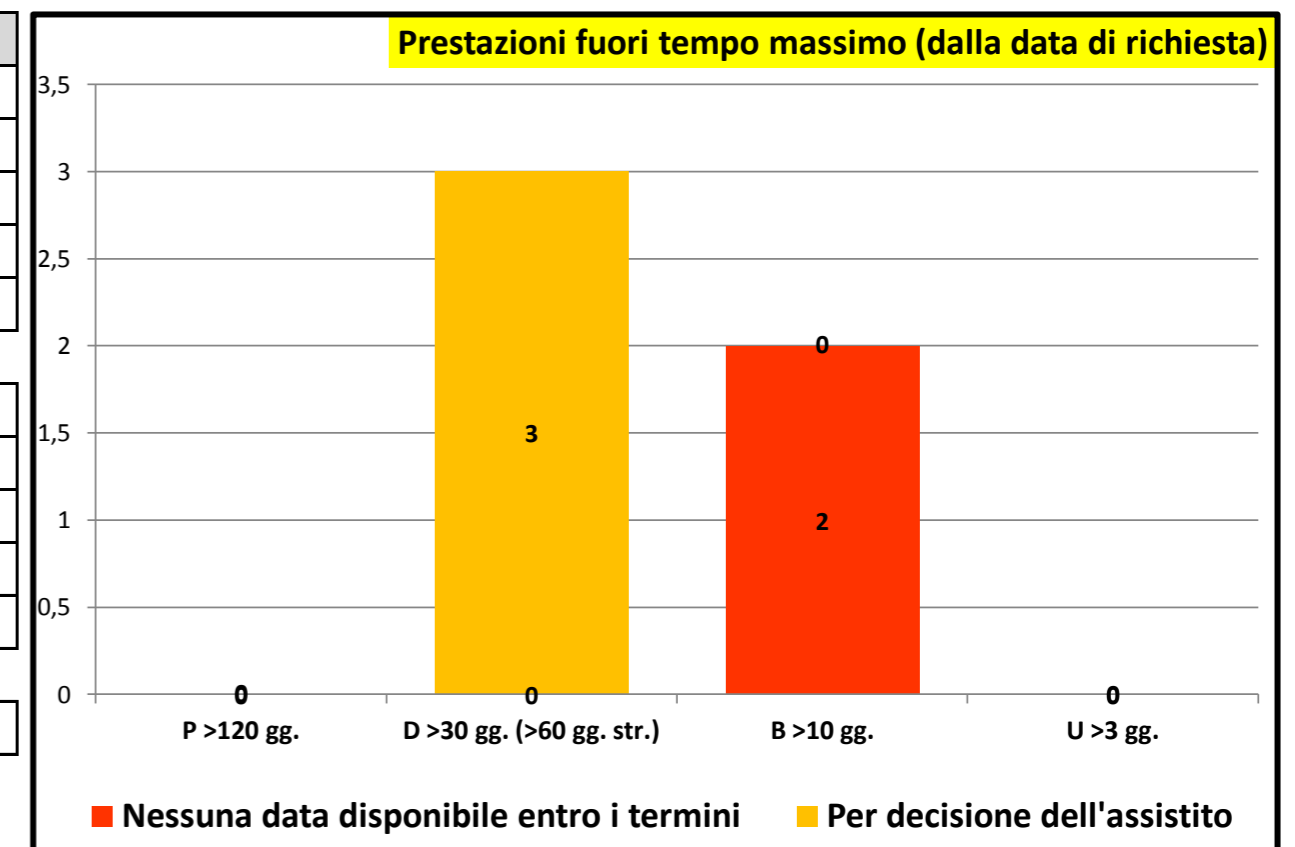
| P.O. SAN MARCO |           |
|----------------|-----------|
| P >120         |           |
| P <120         | 6 100,0 % |
| P Tot          | 6         |
| D >60          | 3 30,0 %  |
| D <60          | 7 70,0 %  |
| D Tot          | 10        |
| B >10          | 2 100,0 % |
| B <10          |           |
| B Tot          | 2         |
| U >3           |           |
| U <3           |           |
| U Tot          |           |



| Attesa media in giorni |    |
|------------------------|----|
| Programmabili          | 16 |
| Differibili            | 41 |
| Brevi                  | 14 |
| Urgenti                | 0  |
| Attesa media           | 30 |



| Consuntivo prestazioni |    |
|------------------------|----|
| Tot. P                 | 6  |
| Tot. D                 | 10 |
| Tot. B                 | 2  |
| Tot. U                 | 0  |
| Tot. Prestazioni       | 18 |
| Tot. P >180            | 0  |
| Tot. D >30             | 3  |
| Tot. B >10             | 2  |
| Tot. U >3              | 0  |
| Tot. fuori tempo       | 5  |
| Senza Biffatura        | 0  |



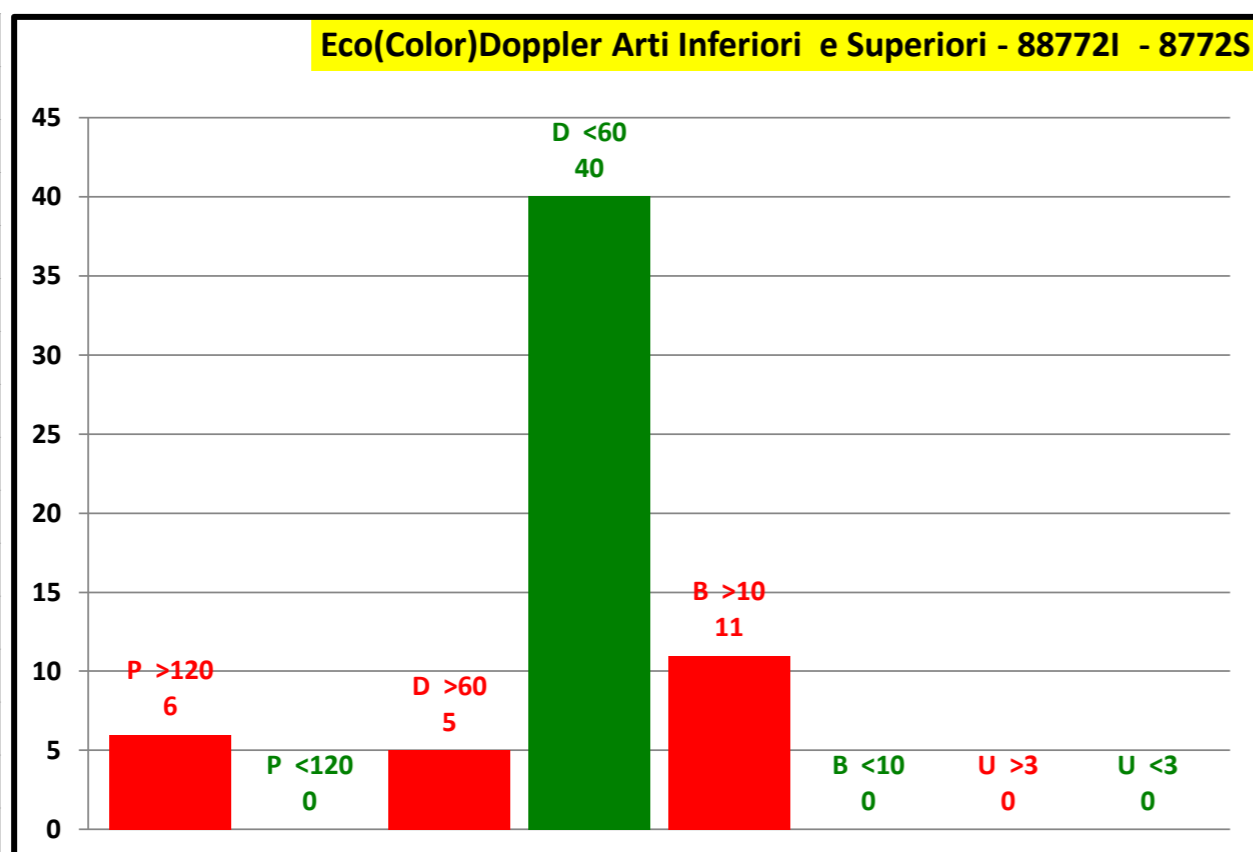




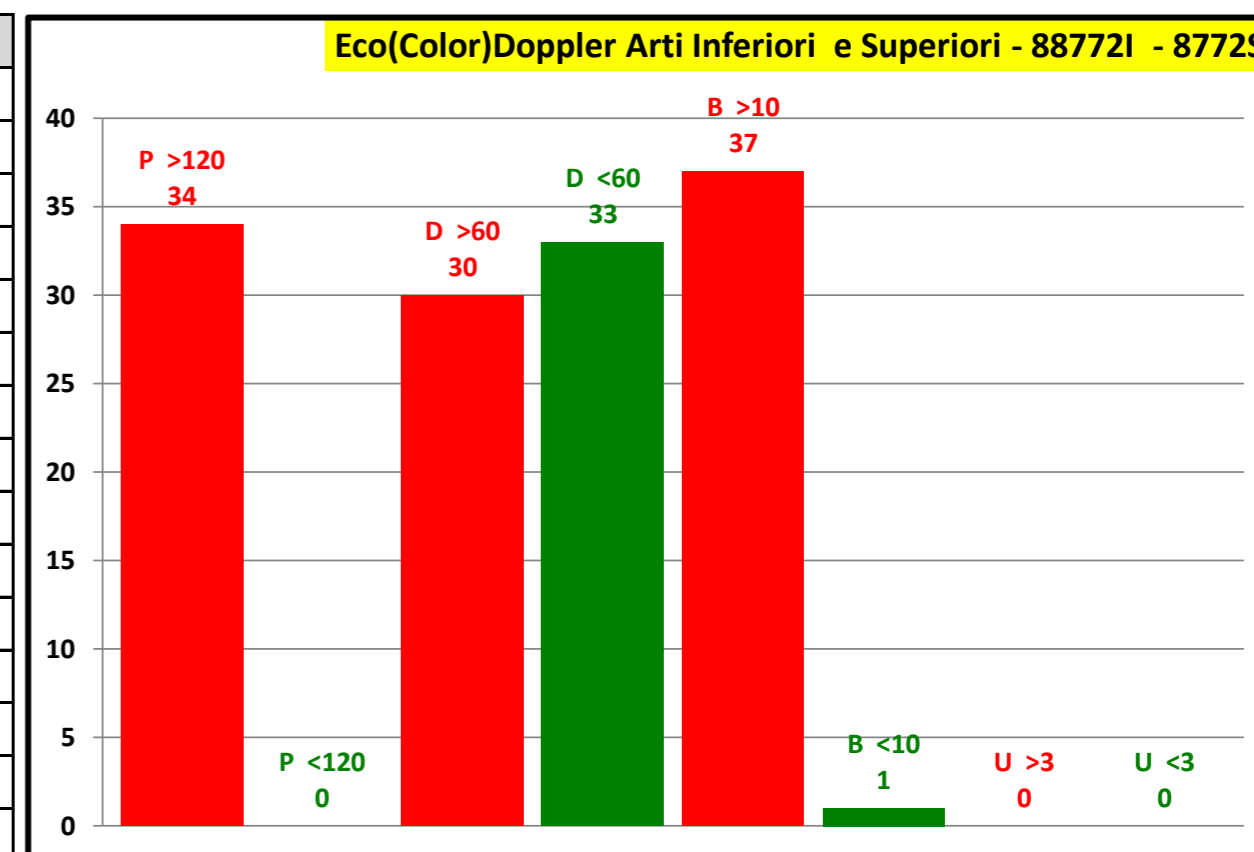
## Governo liste d'attesa

### Rilevazione mensile tempi d'attesa prestazioni ambulatoriali critiche - giugno/2022

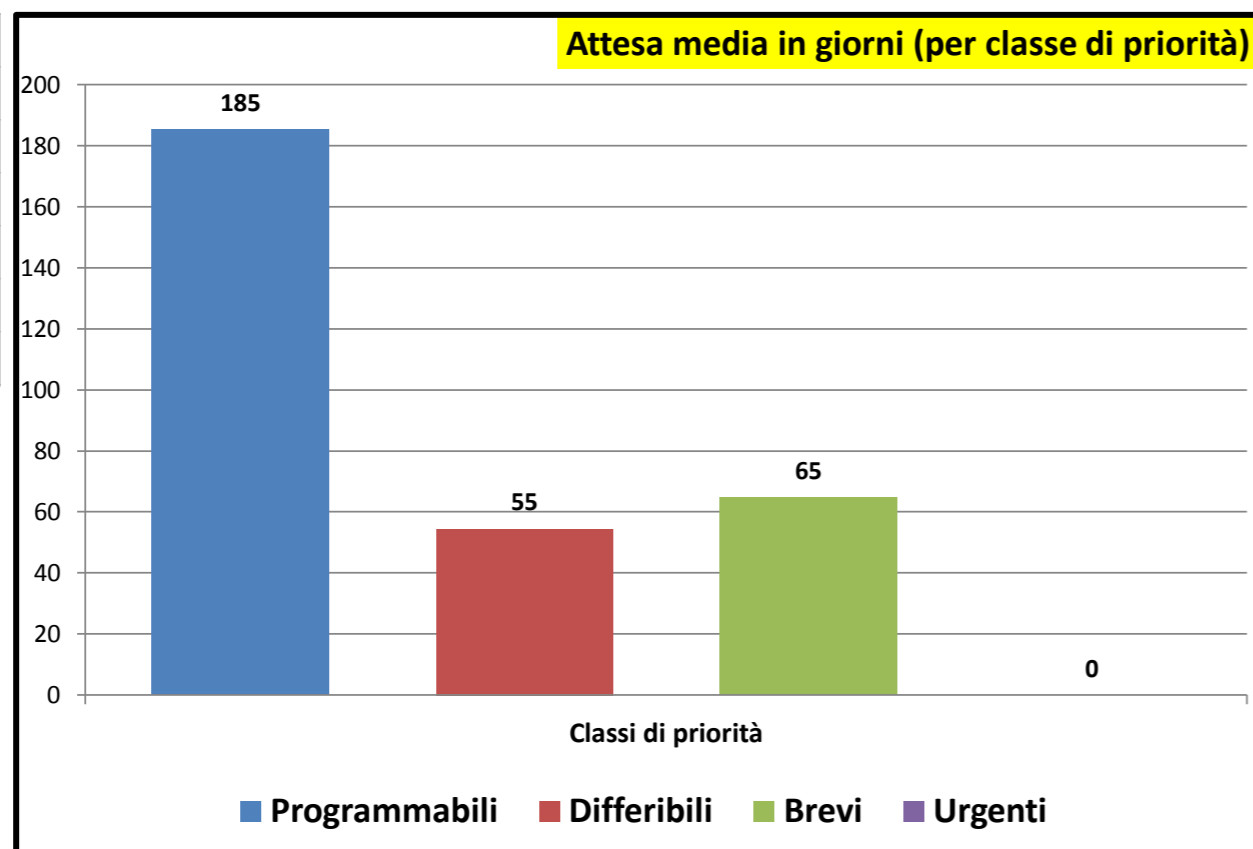
| P.O. GASPARE RODOLICO |    |         |
|-----------------------|----|---------|
| P >120                | 6  | 100,0 % |
| P <120                |    |         |
| P Tot                 | 6  |         |
| D >60                 | 5  | 11,1 %  |
| D <60                 | 40 | 88,9 %  |
| D Tot                 | 45 |         |
| B >10                 | 11 | 100,0 % |
| B <10                 |    |         |
| B Tot                 | 11 |         |
| U >3                  |    |         |
| U <3                  |    |         |
| U Tot                 |    |         |



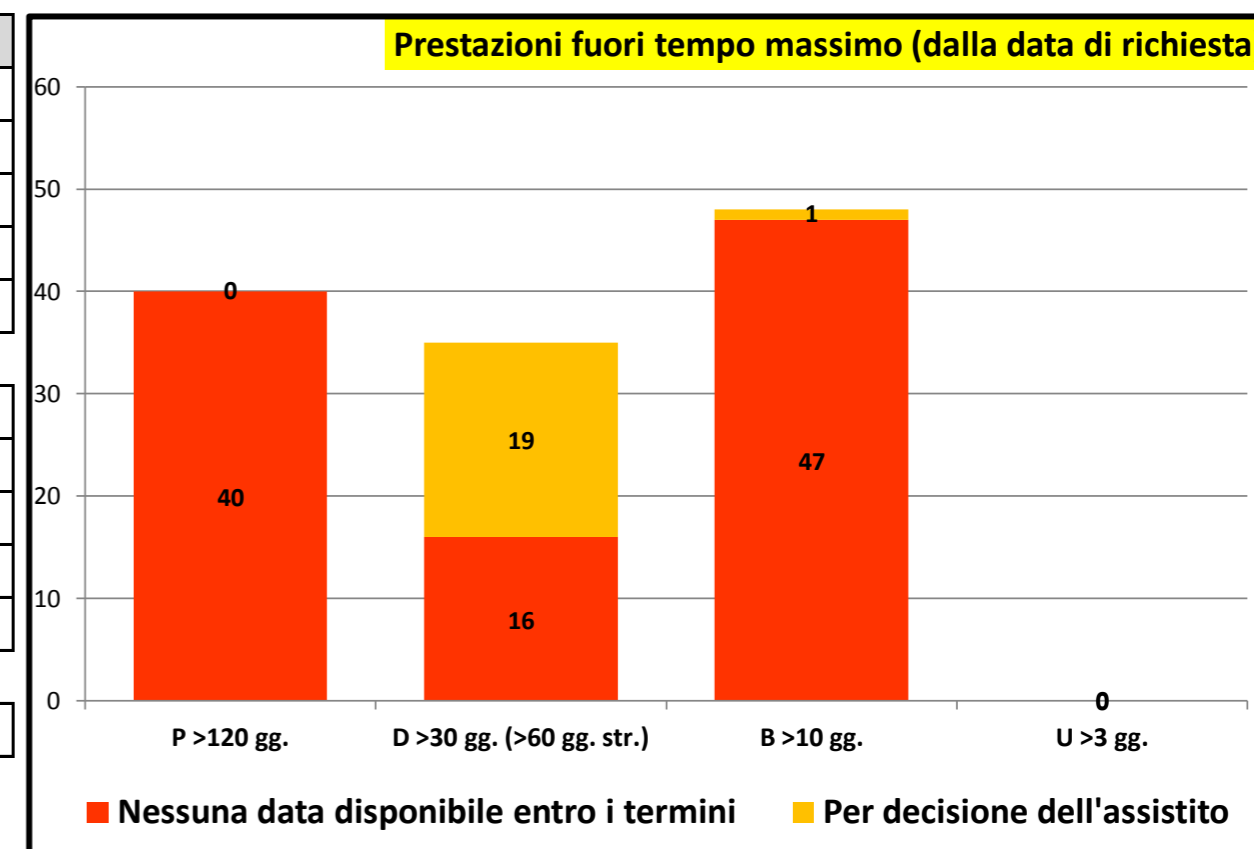
| P.O. SAN MARCO |    |         |
|----------------|----|---------|
| P >120         | 34 | 100,0 % |
| P <120         |    |         |
| P Tot          | 34 |         |
| D >60          | 30 | 47,6 %  |
| D <60          | 33 | 52,4 %  |
| D Tot          | 63 |         |
| B >10          | 37 | 97,4 %  |
| B <10          | 1  | 2,6 %   |
| B Tot          | 38 |         |
| U >3           |    |         |
| U <3           |    |         |
| U Tot          |    |         |



| Attesa media in giorni |     |
|------------------------|-----|
| Programmabili          | 185 |
| Differibili            | 55  |
| Brevi                  | 65  |
| Urgenti                | 0   |
| Attesa media           | 84  |



| Consuntivo prestazioni |     |
|------------------------|-----|
| Tot. P                 | 40  |
| Tot. D                 | 108 |
| Tot. B                 | 49  |
| Tot. U                 | 0   |
| Tot. Prestazioni       | 197 |
| Tot. P >180            | 40  |
| Tot. D >30             | 35  |
| Tot. B >10             | 48  |
| Tot. U >3              | 0   |
| Tot. fuori tempo       | 123 |
| Senza Biffatura        | 3   |

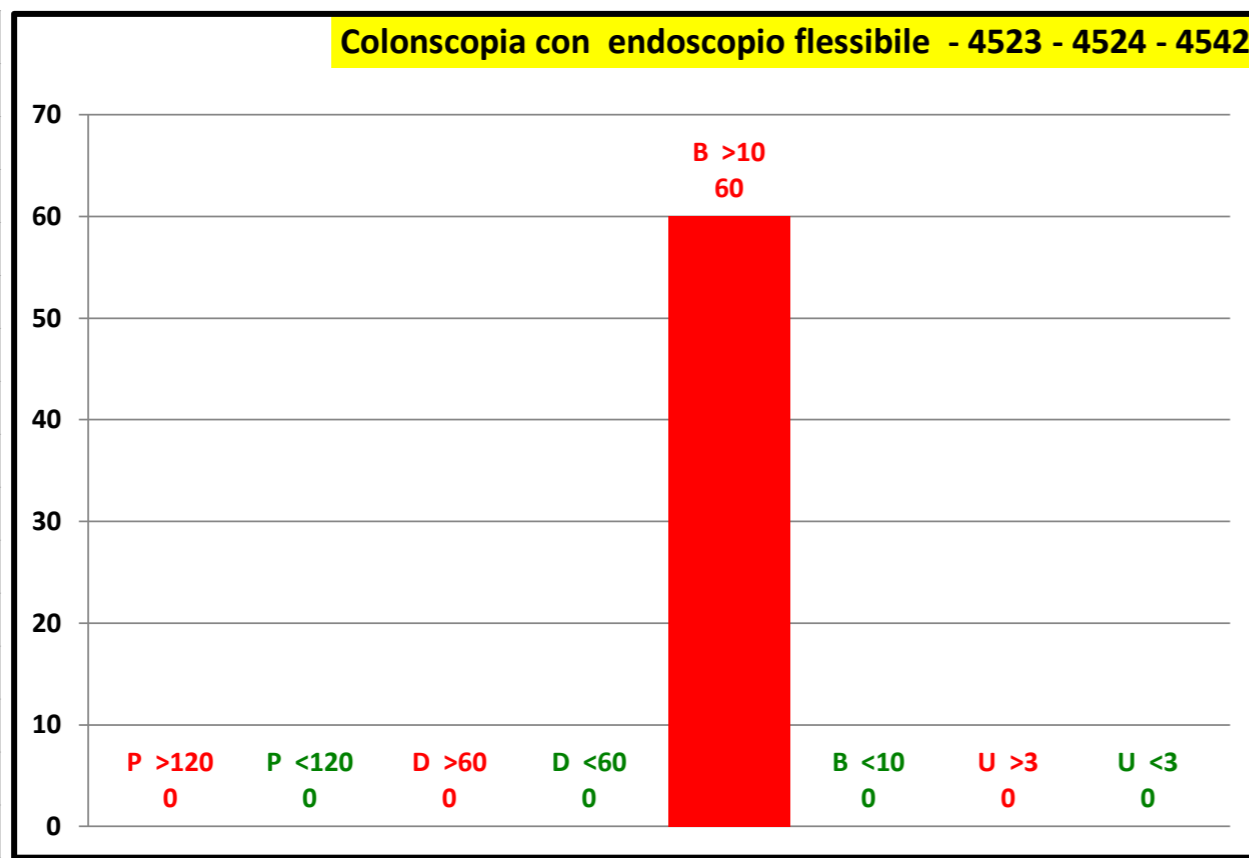




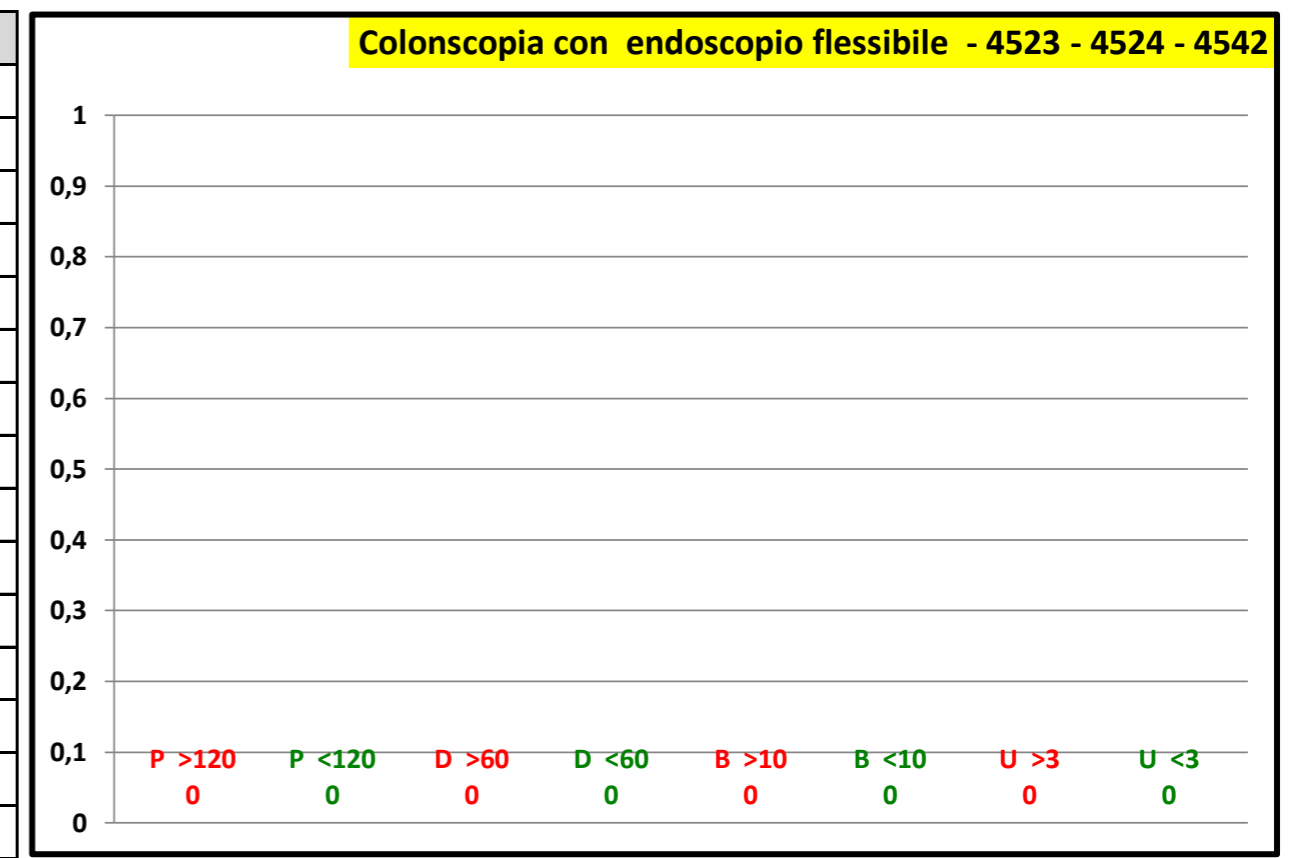
# Governo liste d'attesa

## Rilevazione mensile tempi d'attesa prestazioni ambulatoriali critiche - giugno/2022

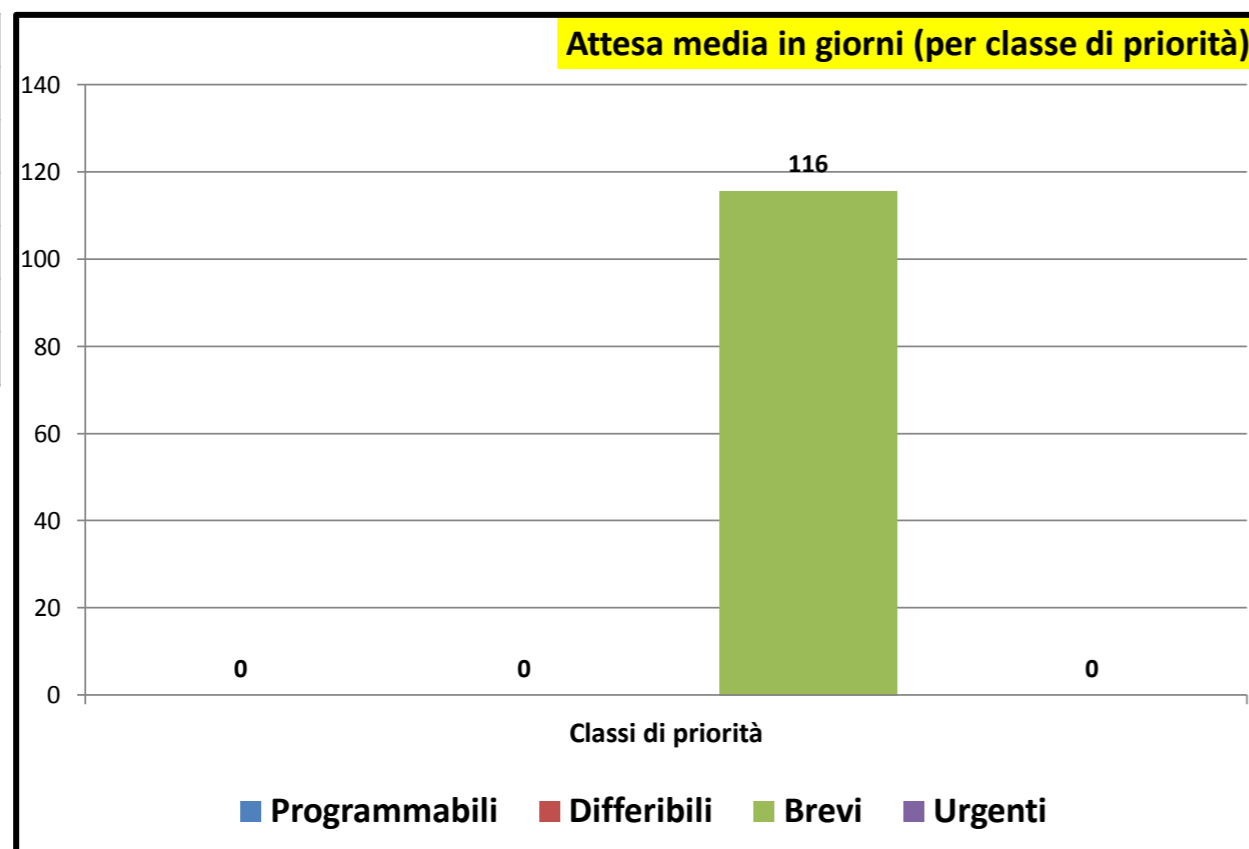
| P.O. GASPARE RODOLICO |    |         |
|-----------------------|----|---------|
| P >120                |    |         |
| P <120                |    |         |
| P Tot                 |    |         |
| D >60                 |    |         |
| D <60                 |    |         |
| D Tot                 |    |         |
| B >10                 | 60 | 100,0 % |
| B <10                 |    |         |
| B Tot                 | 60 |         |
| U >3                  |    |         |
| U <3                  |    |         |
| U Tot                 |    |         |



| P.O. SAN MARCO |  |  |
|----------------|--|--|
| P >120         |  |  |
| P <120         |  |  |
| P Tot          |  |  |
| D >60          |  |  |
| D <60          |  |  |
| D Tot          |  |  |
| B >10          |  |  |
| B <10          |  |  |
| B Tot          |  |  |
| U >3           |  |  |
| U <3           |  |  |
| U Tot          |  |  |



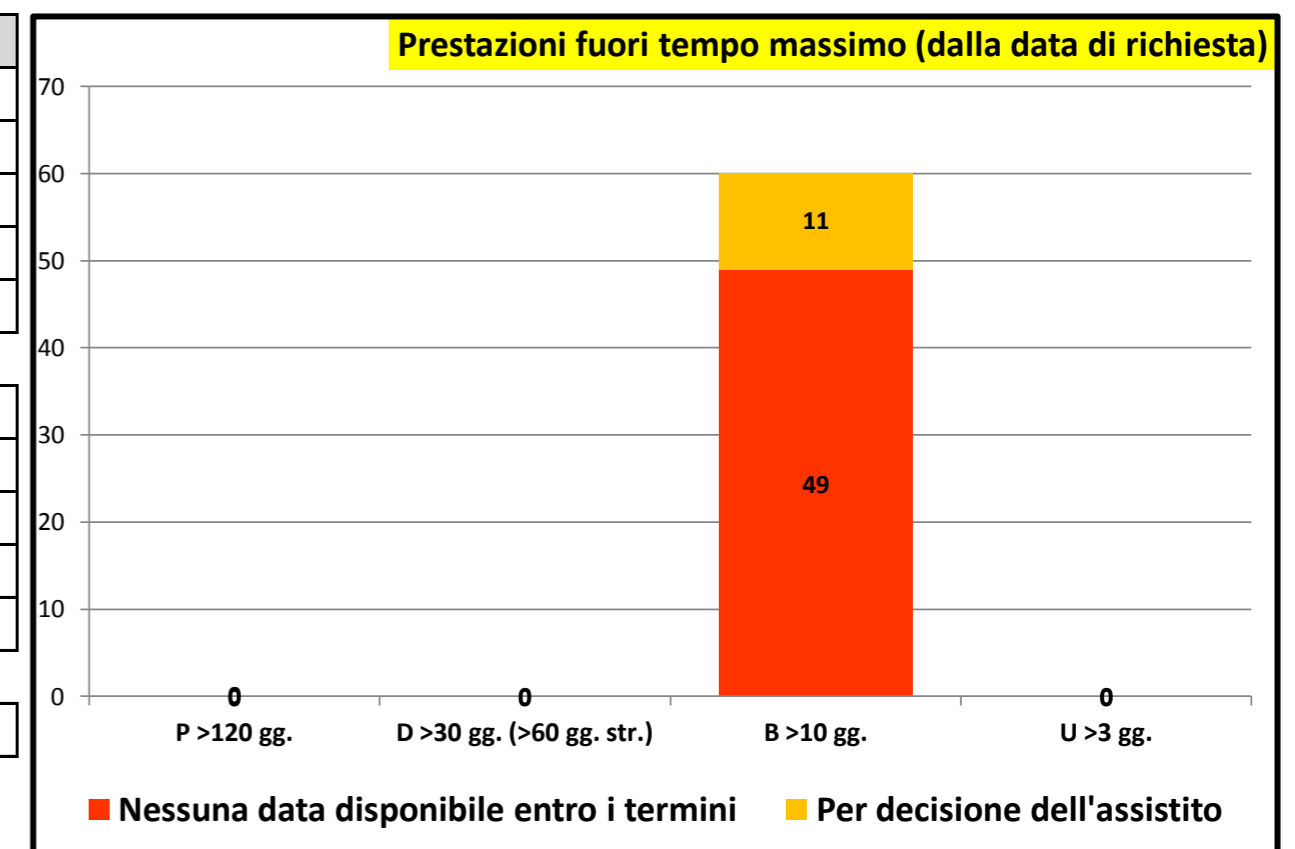
| Attesa media in giorni |     |
|------------------------|-----|
| Programmabili          | 0   |
| Differibili            | 0   |
| Brevi                  | 116 |
| Urgenti                | 0   |
| Attesa media           | 116 |



| Consuntivo prestazioni |    |
|------------------------|----|
| Tot. P                 | 0  |
| Tot. D                 | 0  |
| Tot. B                 | 60 |
| Tot. U                 | 0  |
| Tot. Prestazioni       | 60 |

|                  |    |
|------------------|----|
| Tot. P >180      | 0  |
| Tot. D >30       | 0  |
| Tot. B >10       | 60 |
| Tot. U >3        | 0  |
| Tot. fuori tempo | 60 |

|                 |   |
|-----------------|---|
| Senza Biffatura | 0 |
|-----------------|---|

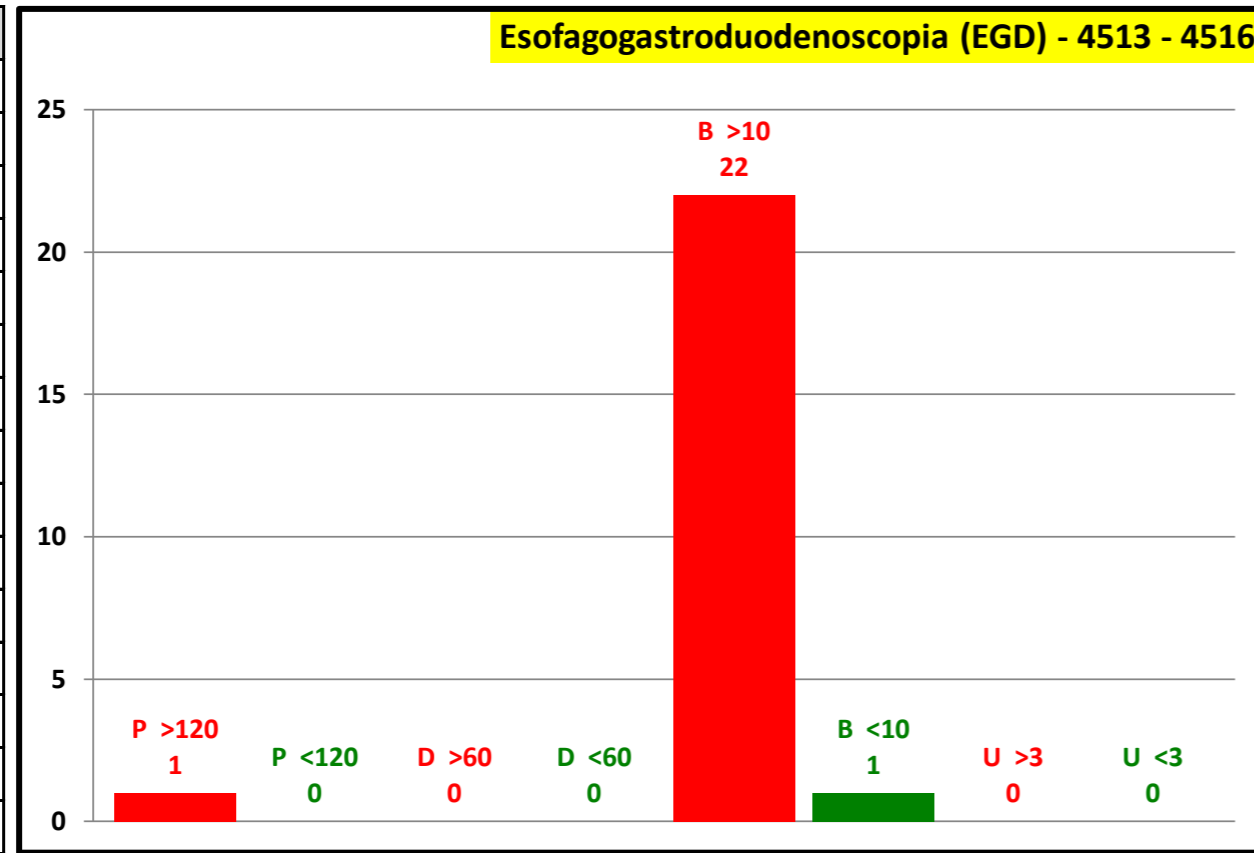




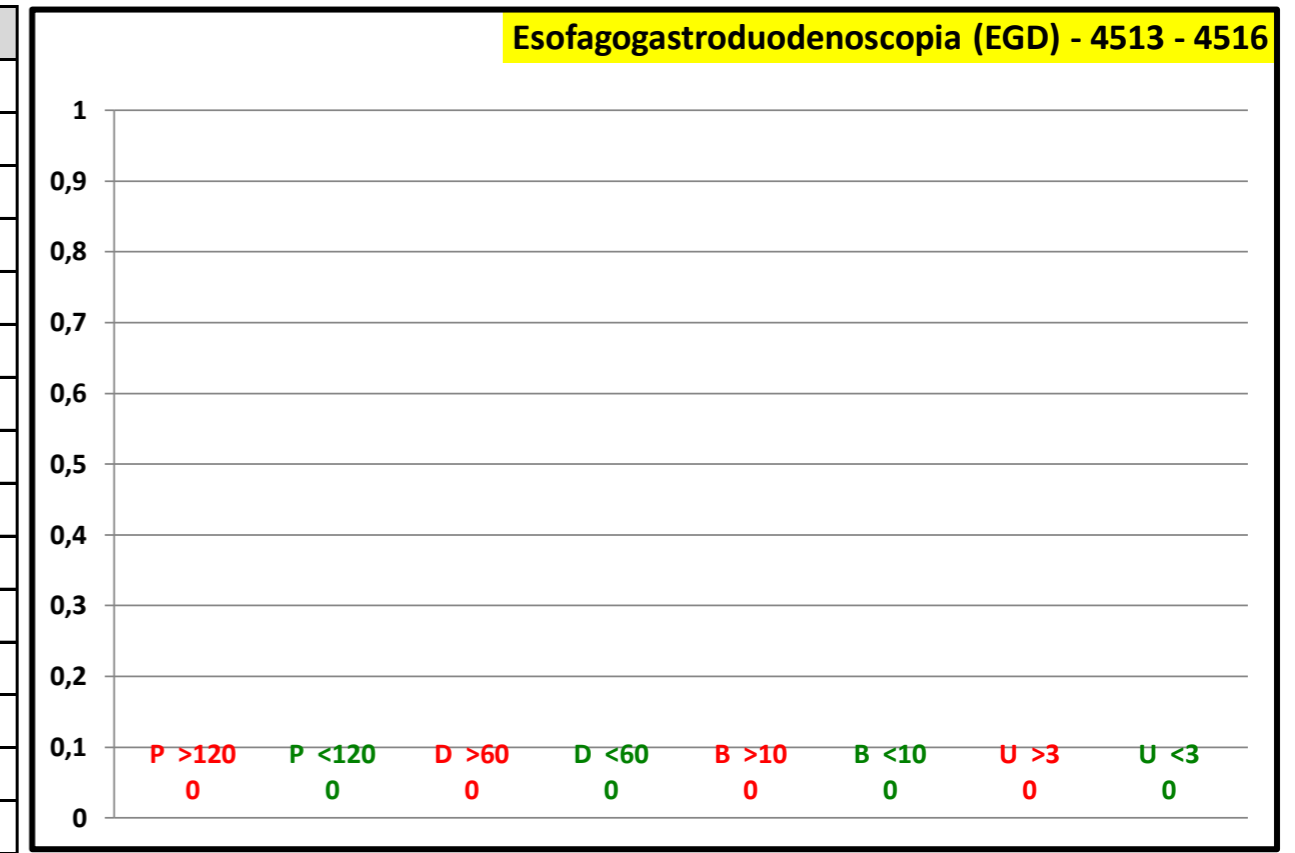
# Governo liste d'attesa

## Rilevazione mensile tempi d'attesa prestazioni ambulatoriali critiche - giugno/2022

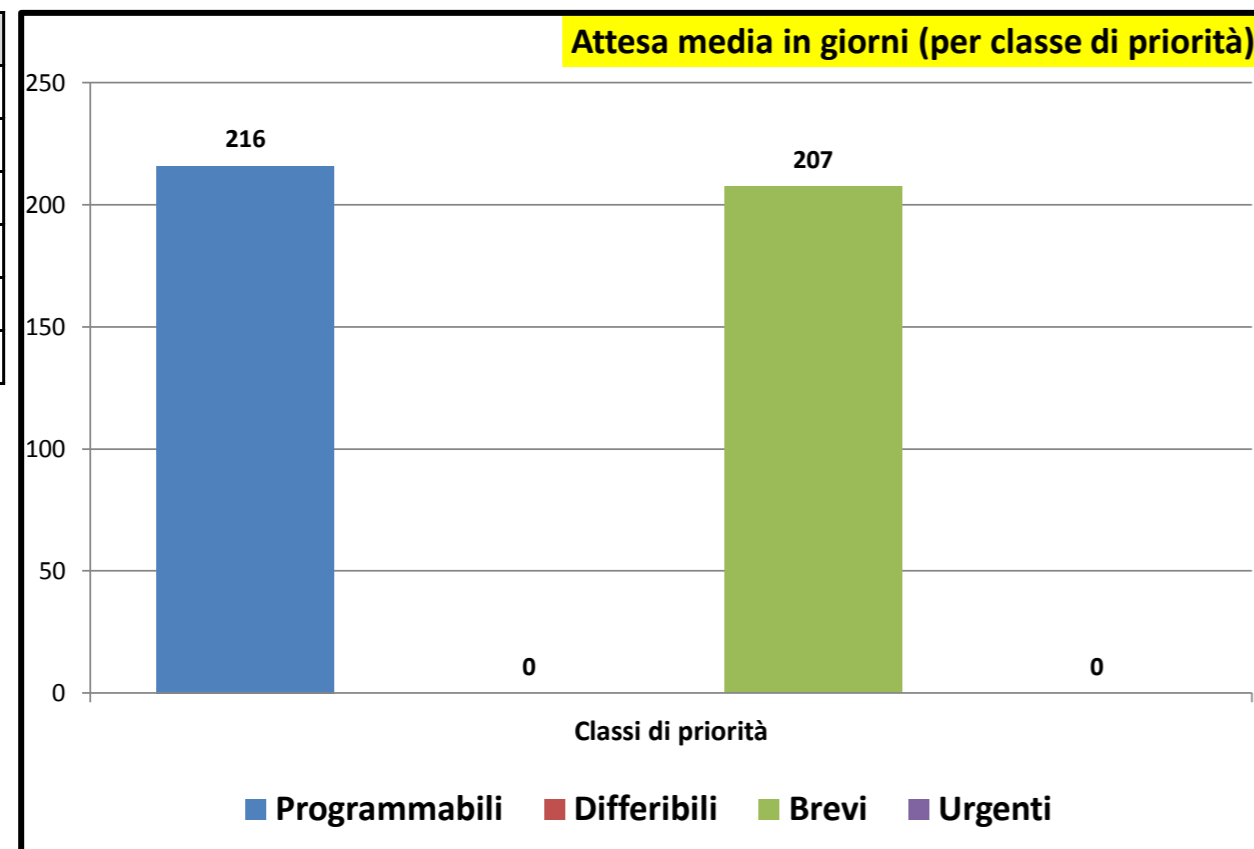
| P.O. GASPARE RODOLICO |    |         |
|-----------------------|----|---------|
| P >120                | 1  | 100,0 % |
| P <120                |    |         |
| P Tot                 | 1  |         |
| D >60                 |    |         |
| D <60                 |    |         |
| D Tot                 |    |         |
| B >10                 | 22 | 95,7 %  |
| B <10                 | 1  | 4,3 %   |
| B Tot                 | 23 |         |
| U >3                  |    |         |
| U <3                  |    |         |
| U Tot                 |    |         |



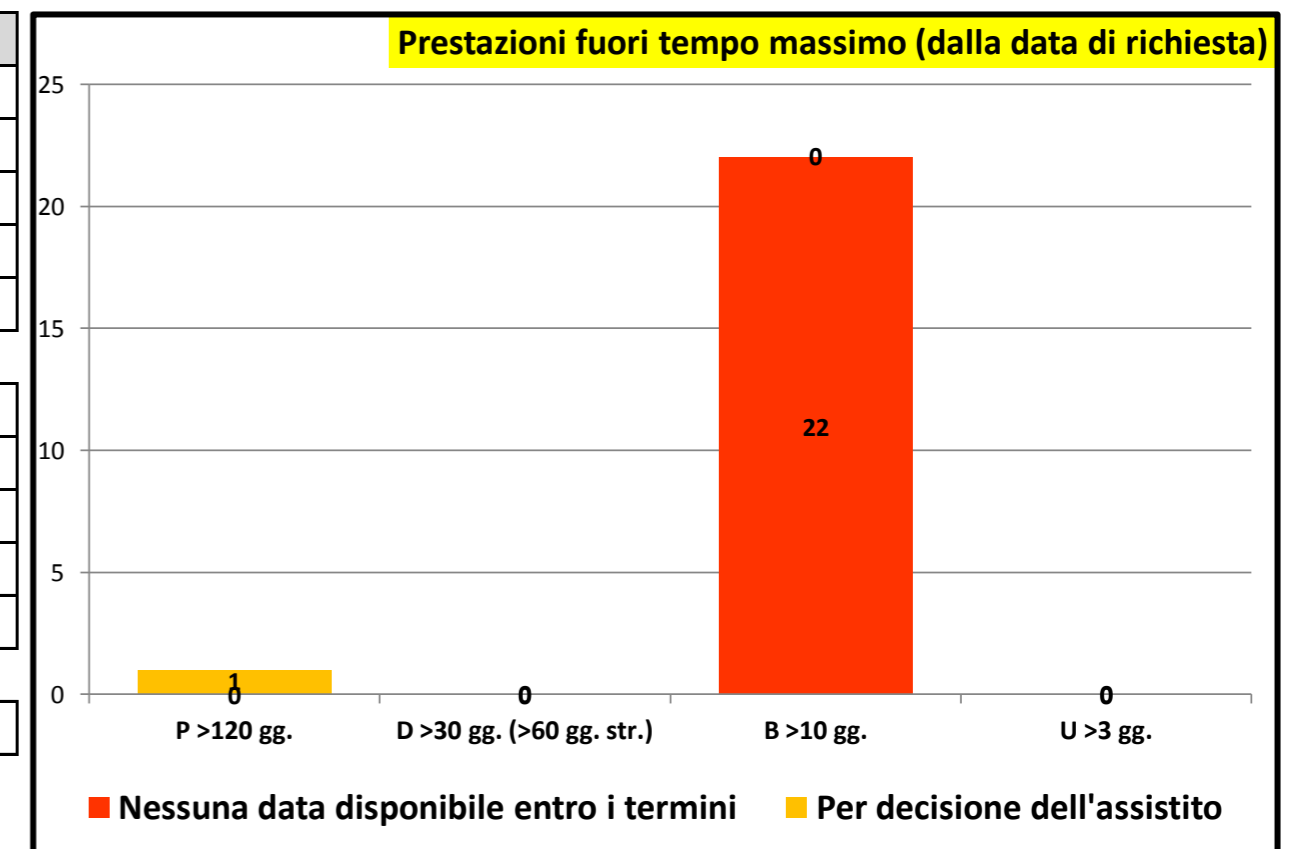
| P.O. SAN MARCO |  |  |
|----------------|--|--|
| P >120         |  |  |
| P <120         |  |  |
| P Tot          |  |  |
| D >60          |  |  |
| D <60          |  |  |
| D Tot          |  |  |
| B >10          |  |  |
| B <10          |  |  |
| B Tot          |  |  |
| U >3           |  |  |
| U <3           |  |  |
| U Tot          |  |  |



| Attesa media in giorni |            |
|------------------------|------------|
| Programmabili          | 216        |
| Differibili            | 0          |
| Brevi                  | 207        |
| Urgenti                | 0          |
| <b>Attesa media</b>    | <b>208</b> |

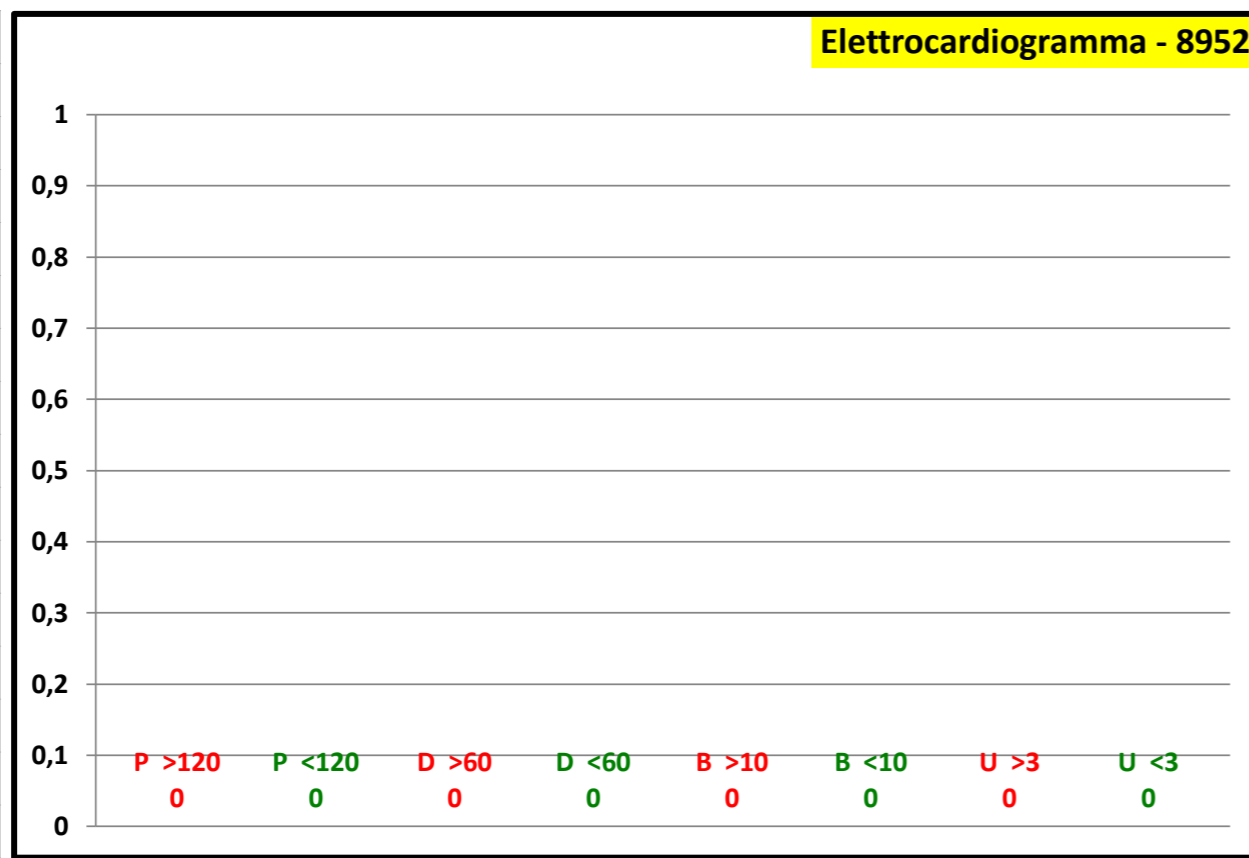


| Consuntivo prestazioni |    |
|------------------------|----|
| Tot. P                 | 1  |
| Tot. D                 | 0  |
| Tot. B                 | 23 |
| Tot. U                 | 0  |
| Tot. Prestazioni       | 24 |
| Tot. P >180            | 1  |
| Tot. D >30             | 0  |
| Tot. B >10             | 22 |
| Tot. U >3              | 0  |
| Tot. fuori tempo       | 23 |
| Senza Biffatura        | 1  |

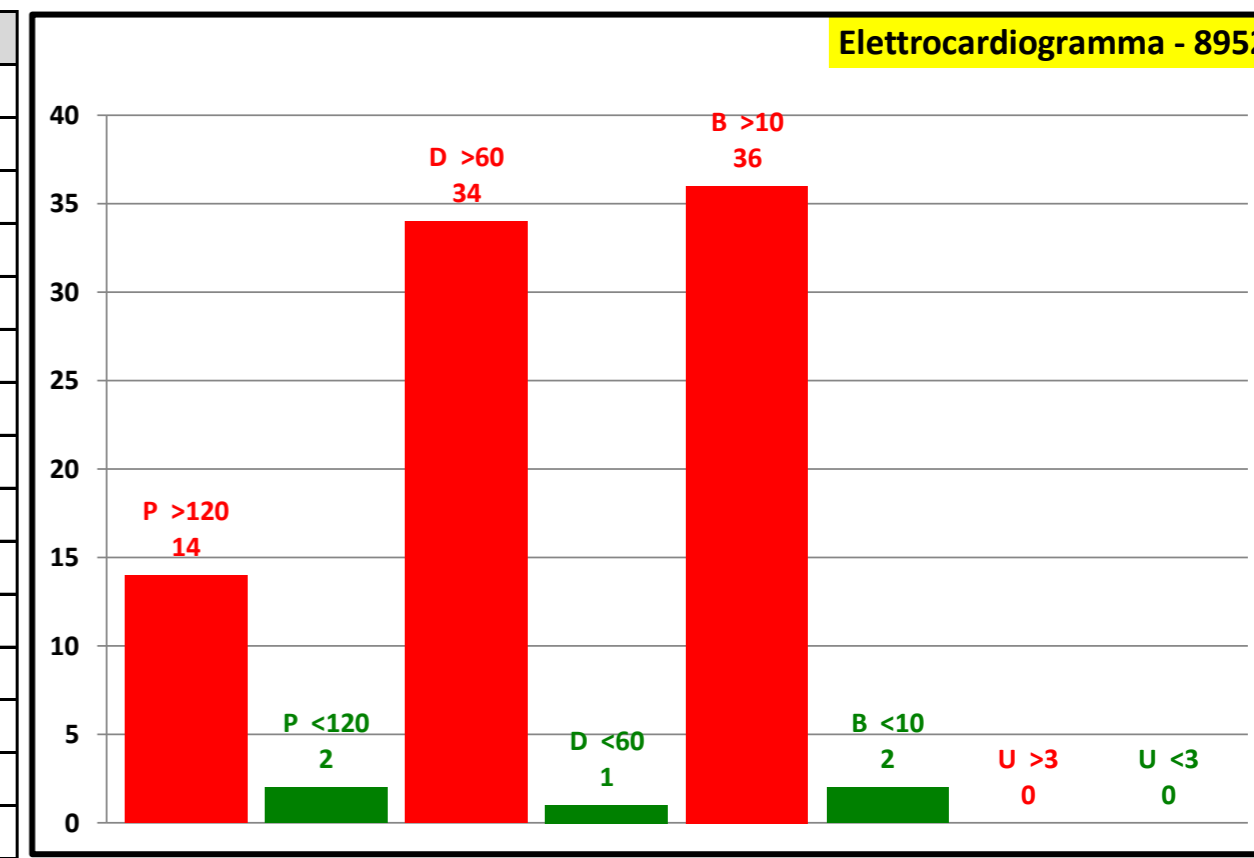


## Rilevazione mensile tempi d'attesa prestazioni ambulatoriali critiche - giugno/2022

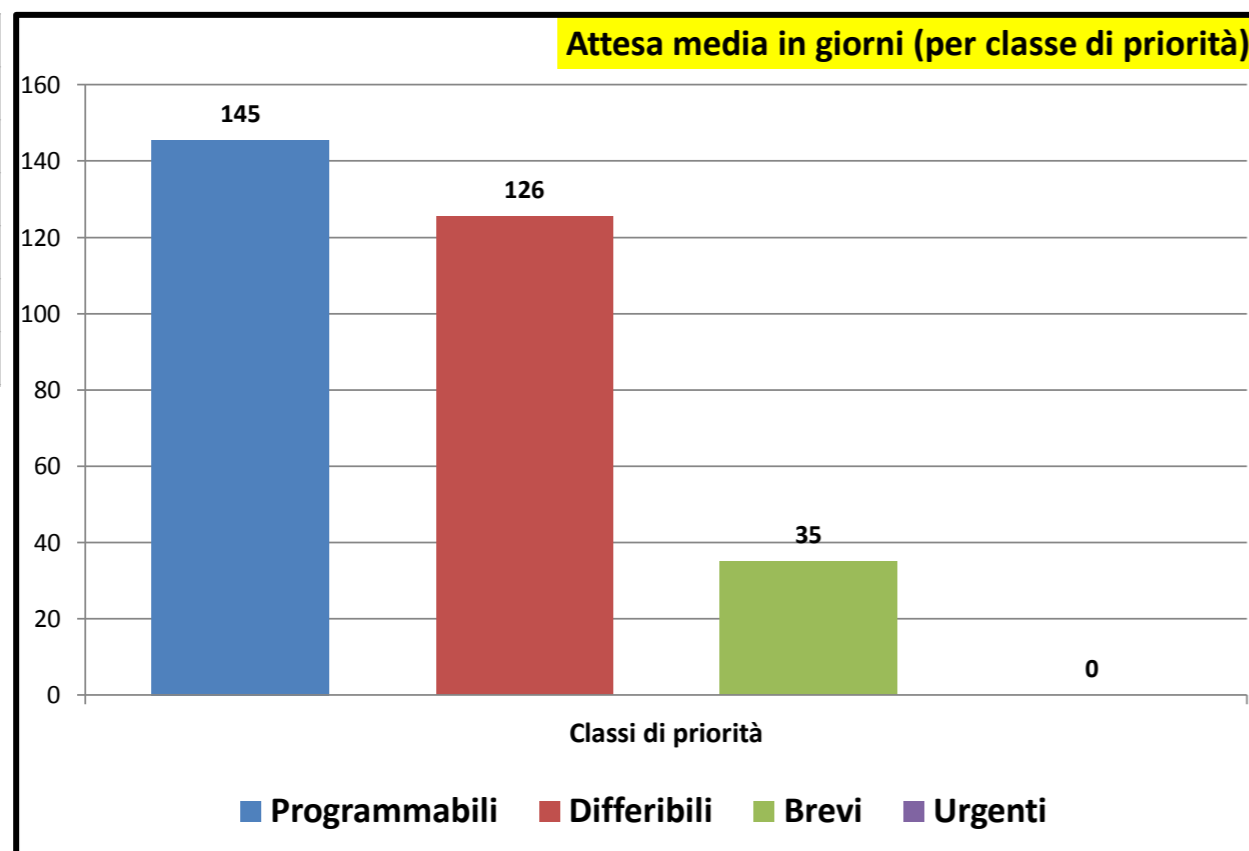
| P.O. GASPARE RODOLICO |  |
|-----------------------|--|
| P >120                |  |
| P <120                |  |
| P Tot                 |  |
| D >60                 |  |
| D <60                 |  |
| D Tot                 |  |
| B >10                 |  |
| B <10                 |  |
| B Tot                 |  |
| U >3                  |  |
| U <3                  |  |
| U Tot                 |  |



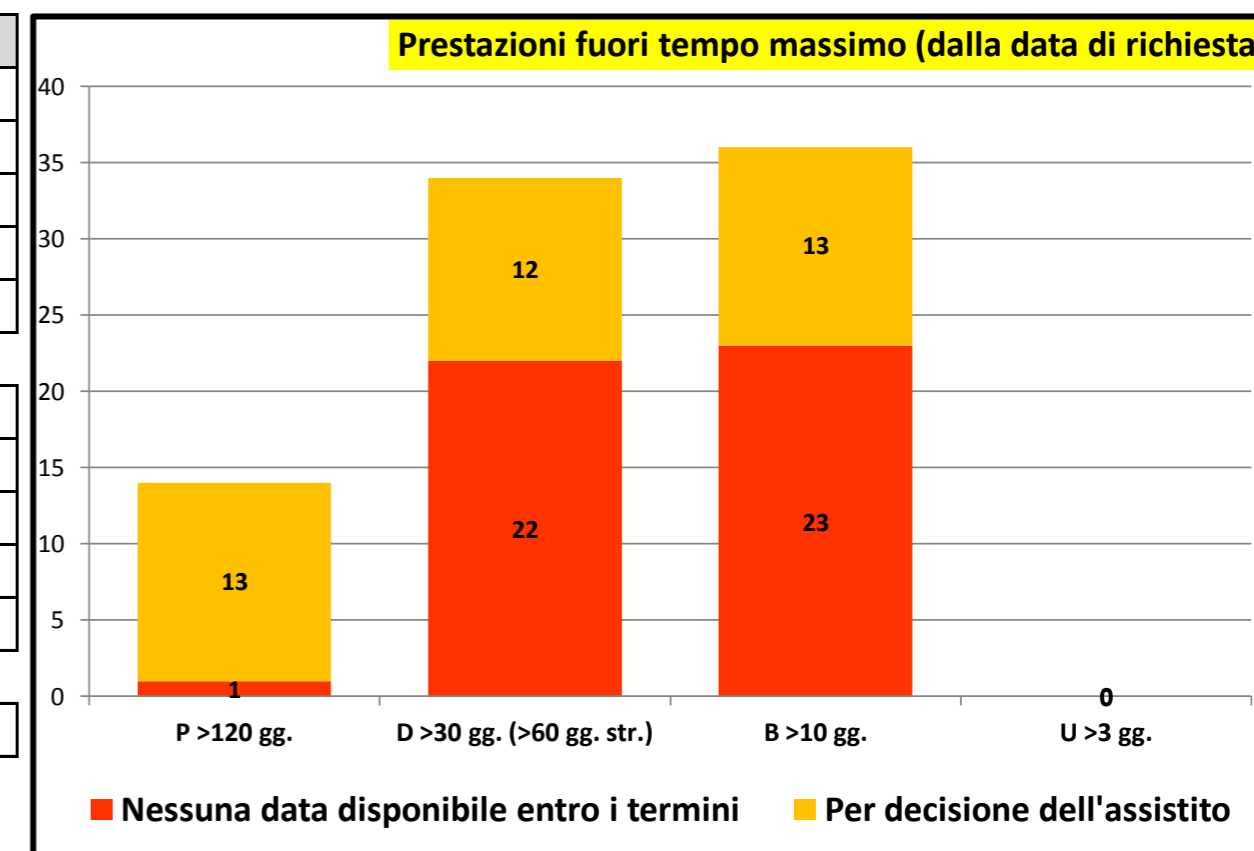
| P.O. SAN MARCO |    |        |
|----------------|----|--------|
| P >120         | 14 | 87,5 % |
| P <120         | 2  | 12,5 % |
| P Tot          | 16 |        |
| D >60          | 34 | 97,1 % |
| D <60          | 1  | 2,9 %  |
| D Tot          | 35 |        |
| B >10          | 36 | 94,7 % |
| B <10          | 2  | 5,3 %  |
| B Tot          | 38 |        |
| U >3           |    |        |
| U <3           |    |        |
| U Tot          |    |        |



| Attesa media in giorni |     |
|------------------------|-----|
| Programmabili          | 145 |
| Differibili            | 126 |
| Brevi                  | 35  |
| Urgenti                | 0   |
| Attesa media           | 91  |



| Consuntivo prestazioni |    |
|------------------------|----|
| Tot. P                 | 16 |
| Tot. D                 | 35 |
| Tot. B                 | 38 |
| Tot. U                 | 0  |
| Tot. Prestazioni       | 89 |
| Tot. P >180            | 14 |
| Tot. D >30             | 34 |
| Tot. B >10             | 36 |
| Tot. U >3              | 0  |
| Tot. fuori tempo       | 84 |
| Senza Biffatura        | 0  |

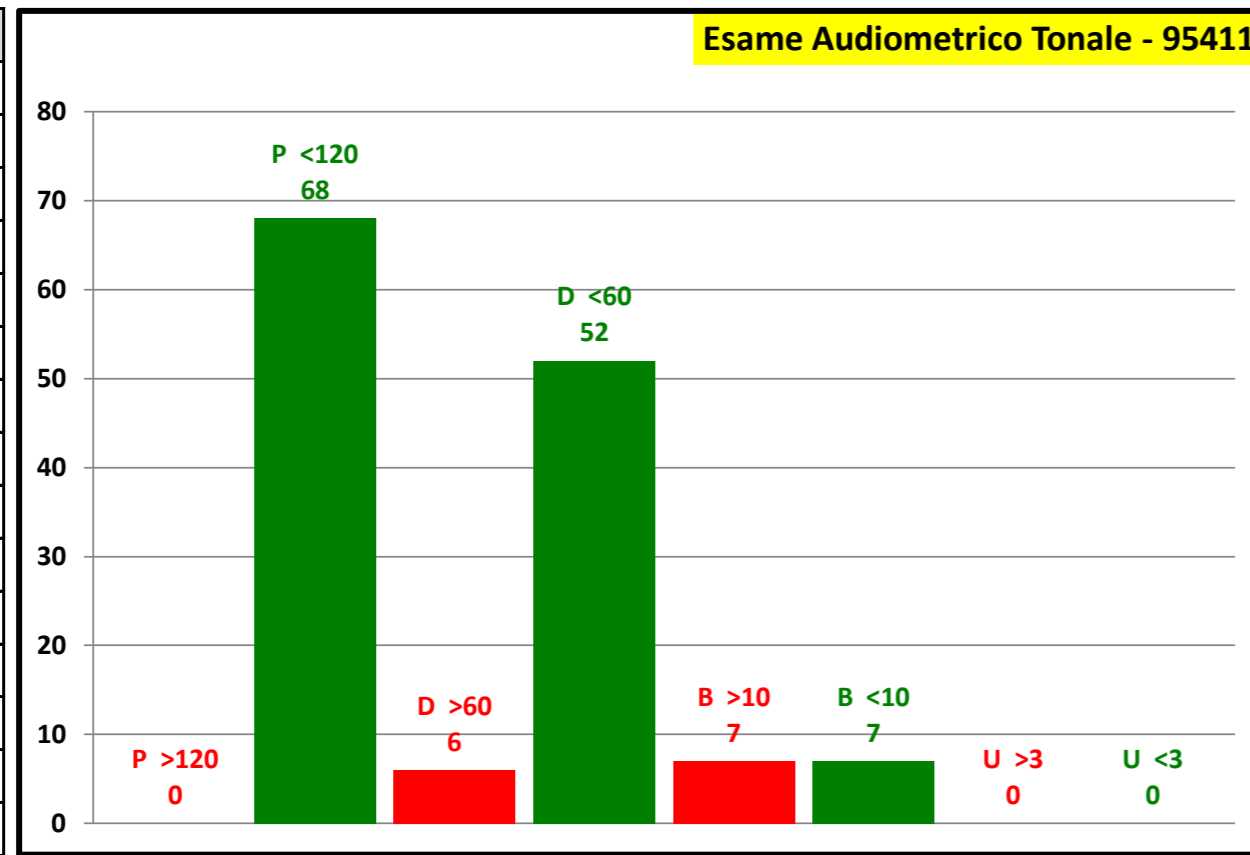




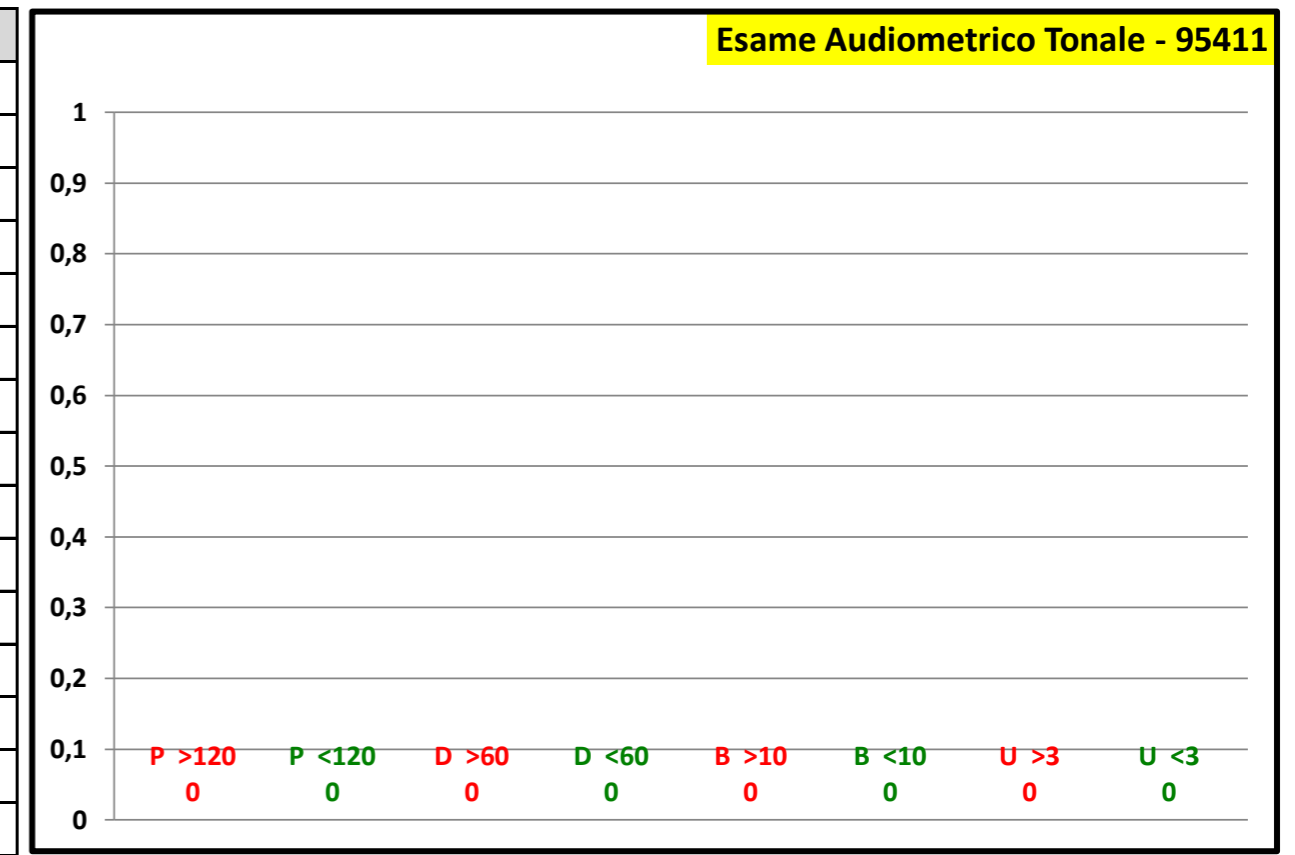
# Governo liste d'attesa

## Rilevazione mensile tempi d'attesa prestazioni ambulatoriali critiche - giugno/2022

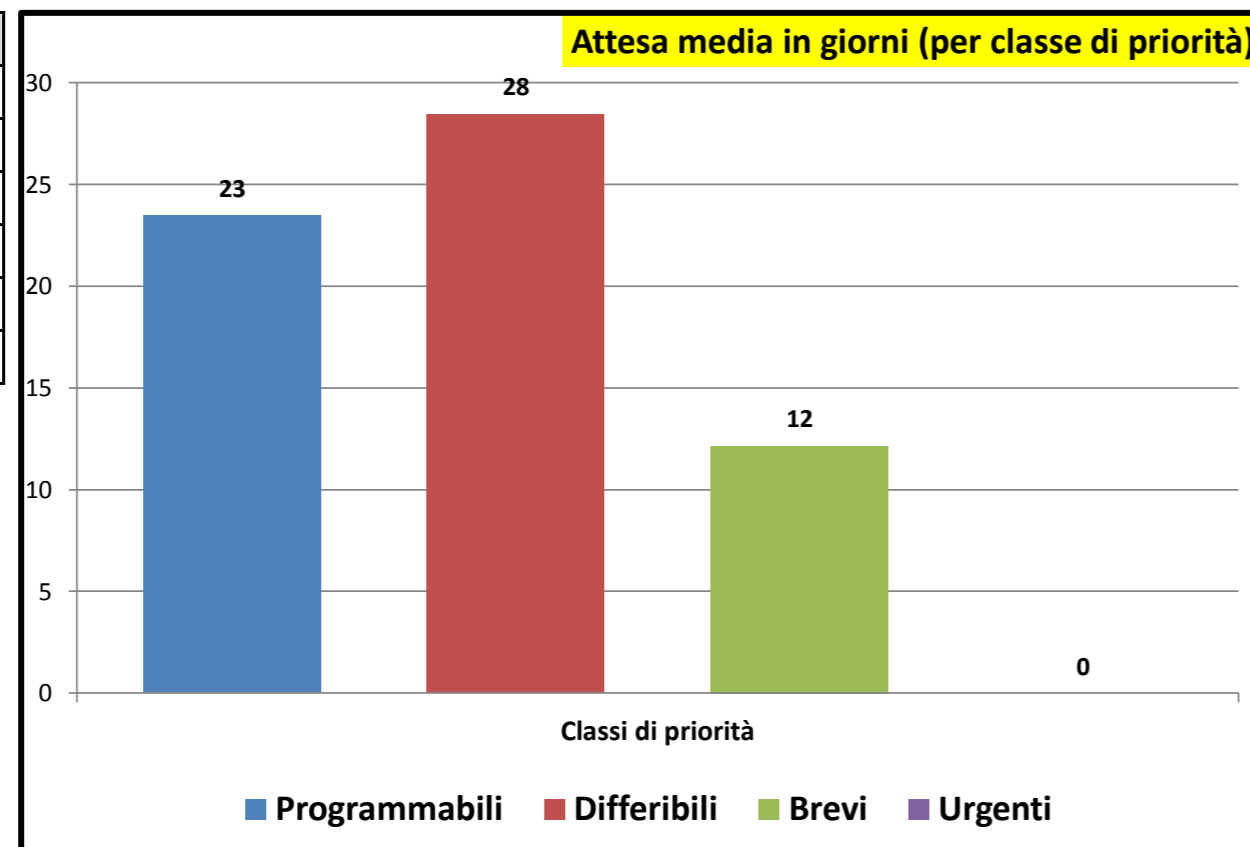
| P.O. GASPARE RODOLICO |    |         |
|-----------------------|----|---------|
| P >120                |    |         |
| P <120                | 68 | 100,0 % |
| P Tot                 | 68 |         |
| D >60                 | 6  | 10,3 %  |
| D <60                 | 52 | 89,7 %  |
| D Tot                 | 58 |         |
| B >10                 | 7  | 50,0 %  |
| B <10                 | 7  | 50,0 %  |
| B Tot                 | 14 |         |
| U >3                  |    |         |
| U <3                  |    |         |
| U Tot                 |    |         |



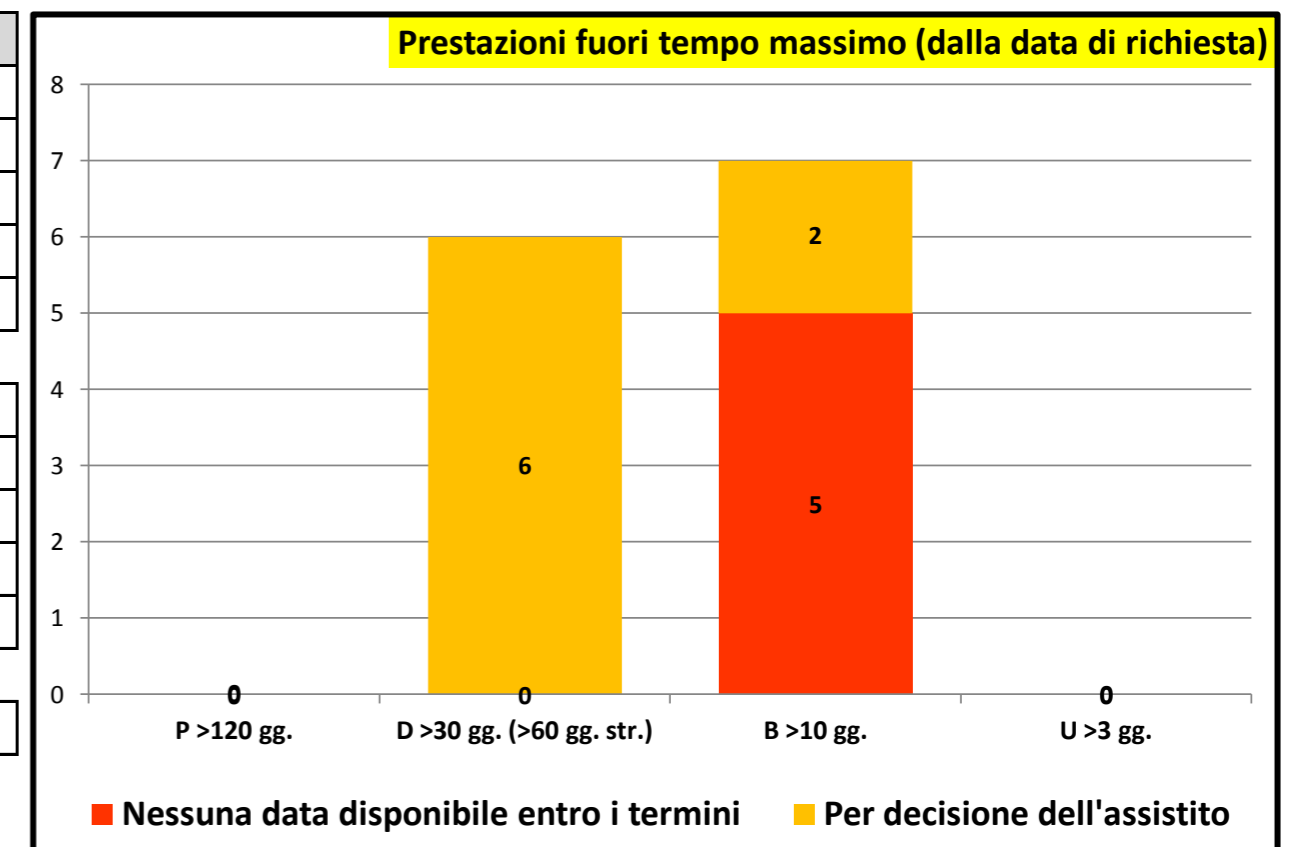
| P.O. SAN MARCO |  |  |
|----------------|--|--|
| P >120         |  |  |
| P <120         |  |  |
| P Tot          |  |  |
| D >60          |  |  |
| D <60          |  |  |
| D Tot          |  |  |
| B >10          |  |  |
| B <10          |  |  |
| B Tot          |  |  |
| U >3           |  |  |
| U <3           |  |  |
| U Tot          |  |  |



| Attesa media in giorni |    |
|------------------------|----|
| Programmabili          | 23 |
| Differibili            | 28 |
| Brevi                  | 12 |
| Urgenti                | 0  |
| Attesa media           | 24 |



| Consuntivo prestazioni |     |
|------------------------|-----|
| Tot. P                 | 68  |
| Tot. D                 | 58  |
| Tot. B                 | 14  |
| Tot. U                 | 0   |
| Tot. Prestazioni       | 140 |
| Tot. P >180            | 0   |
| Tot. D >30             | 6   |
| Tot. B >10             | 7   |
| Tot. U >3              | 0   |
| Tot. fuori tempo       | 13  |
| Senza Biffatura        | 3   |



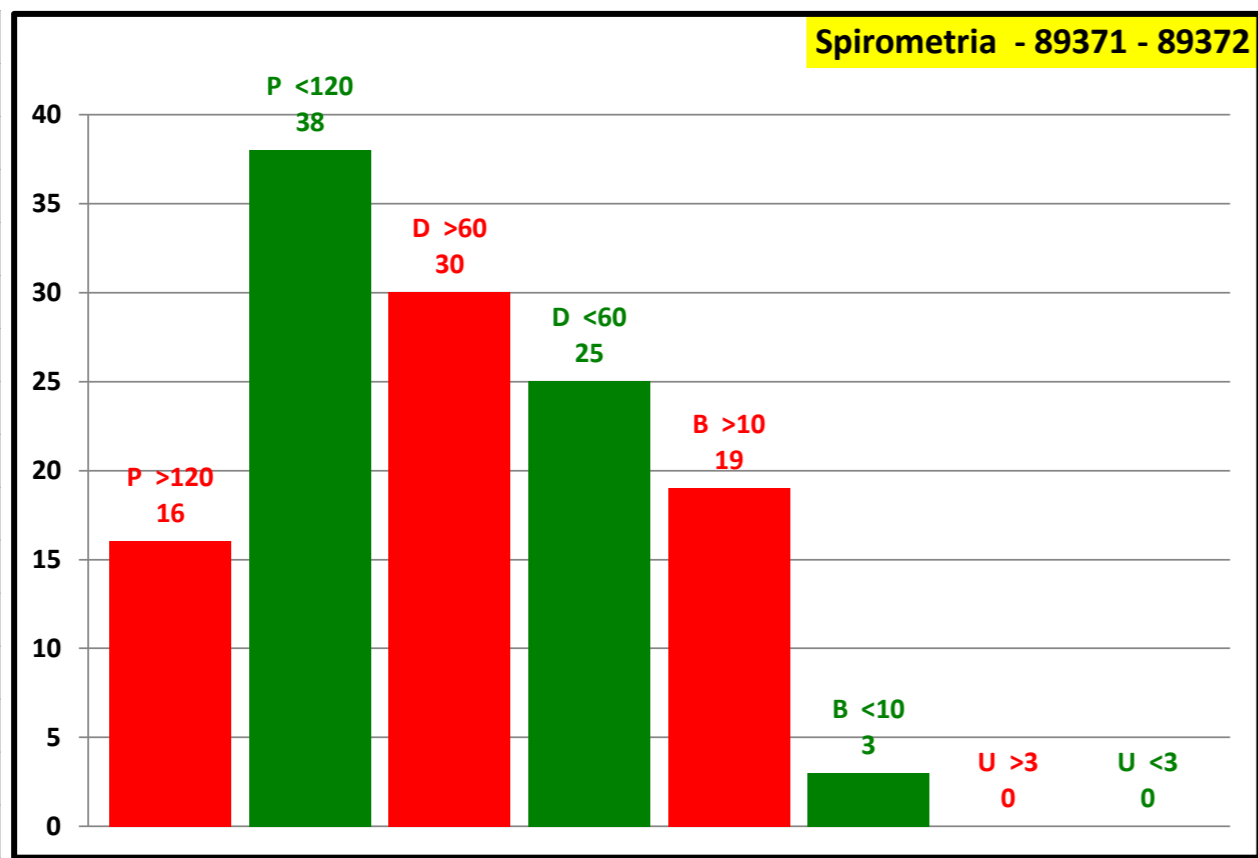


# Governo liste d'attesa

## Rilevazione mensile tempi d'attesa prestazioni ambulatoriali critiche - giugno/2022

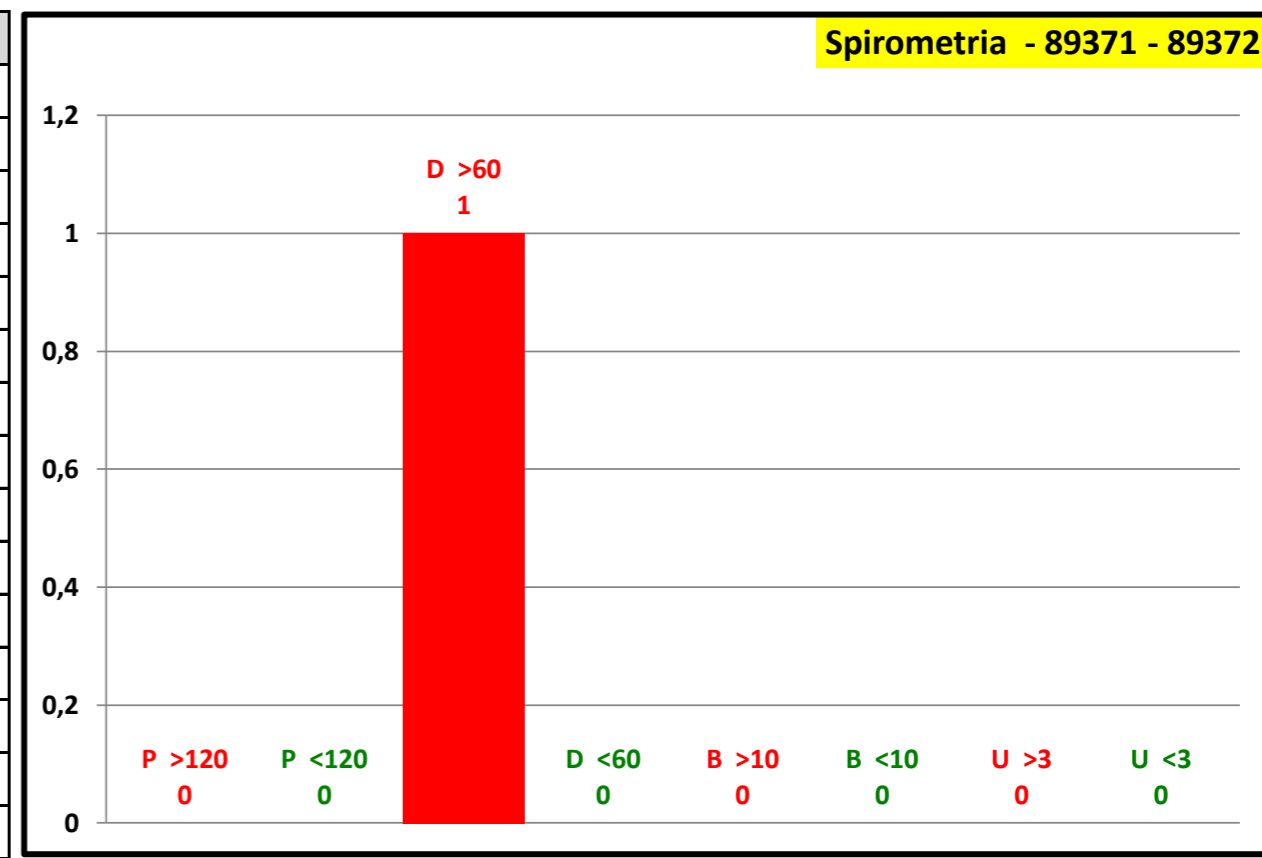
### P.O. GASPARE RODOLICO

|        |    |        |
|--------|----|--------|
| P >120 | 16 | 29,6 % |
| P <120 | 38 | 70,4 % |
| P Tot  | 54 |        |
| D >60  | 30 | 54,5 % |
| D <60  | 25 | 45,5 % |
| D Tot  | 55 |        |
| B >10  | 19 | 86,4 % |
| B <10  | 3  | 13,6 % |
| B Tot  | 22 |        |
| U >3   |    |        |
| U <3   |    |        |
| U Tot  |    |        |



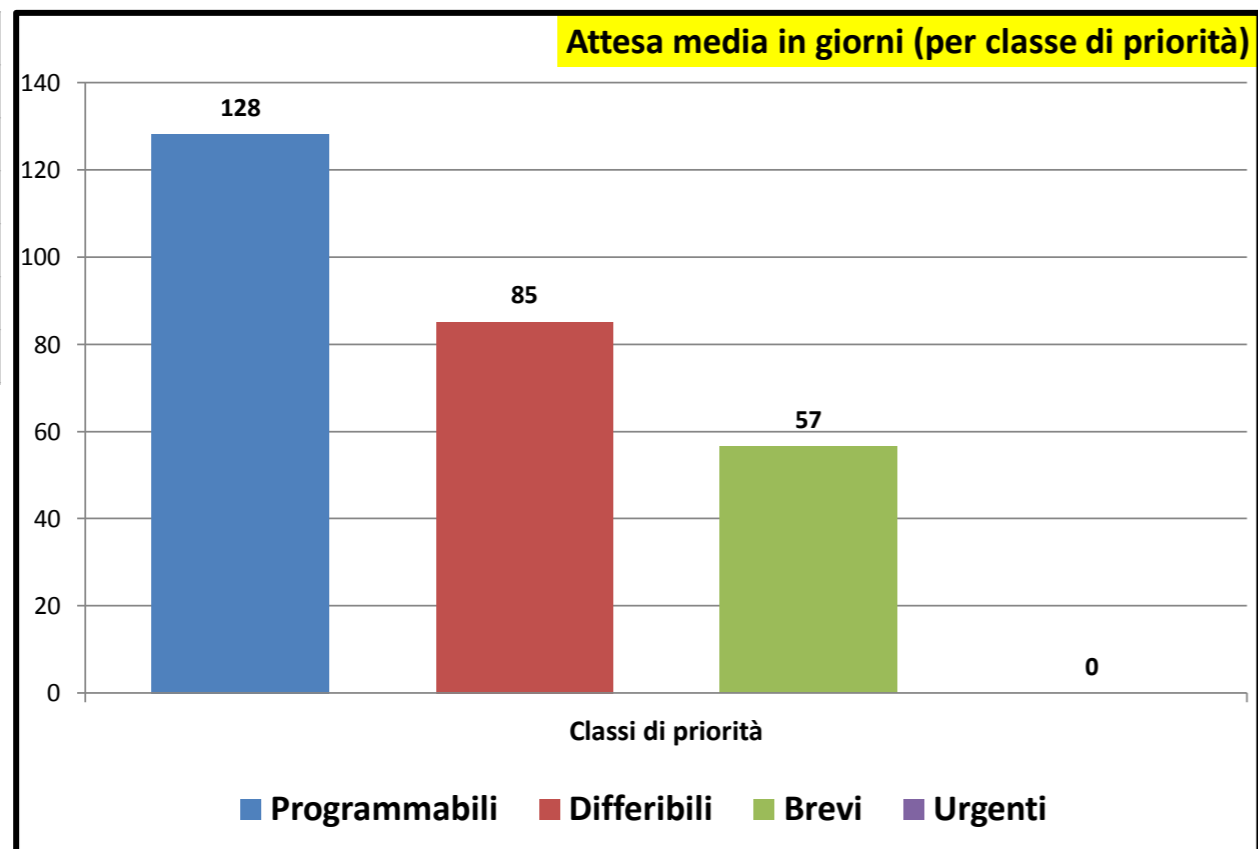
### P.O. SAN MARCO

|        |   |         |
|--------|---|---------|
| P >120 |   |         |
| P <120 |   |         |
| P Tot  |   |         |
| D >60  | 1 | 100,0 % |
| D <60  |   |         |
| D Tot  | 1 |         |
| B >10  |   |         |
| B <10  |   |         |
| B Tot  |   |         |
| U >3   |   |         |
| U <3   |   |         |
| U Tot  |   |         |



### Attesa media in giorni

|               |     |
|---------------|-----|
| Programmabili | 128 |
| Differibili   | 85  |
| Brevi         | 57  |
| Urgenti       | 0   |
| Attesa media  | 98  |



### Consuntivo prestazioni

|                  |     |
|------------------|-----|
| Tot. P           | 54  |
| Tot. D           | 56  |
| Tot. B           | 22  |
| Tot. U           | 0   |
| Tot. Prestazioni | 132 |
| Tot. P >180      | 16  |
| Tot. D >30       | 31  |
| Tot. B >10       | 19  |
| Tot. U >3        | 0   |
| Tot. fuori tempo | 66  |
| Senza Biffatura  | 6   |

### Prestazioni fuori tempo massimo (dalla data di richiesta)

